

10+

PARTS CATALOGUE



MASSEY FERGUSON



| INTRODUCTION

Keeping it Original Keeping it Massey Ferguson

As part of AGCO's promise of a lifetime of support for your Massey Ferguson machinery, we have developed a highly competitive range of original or Massey Ferguson Engineering approved parts for older MF machinery.

For the older Massey Ferguson machines, typically those that are now out of production, from the MF 35 to the MF 6200 series, all the 10+ parts are fully matched components to original equipment specification, **not a second line** and carrying the normal full AGCO Parts 12 month warranty*.

The Massey Ferguson 10+ Parts programme offers value for money and an economical repair solution.

This 10+ Quick Reference Catalogue allows you to find at a glance, a comprehensive range of parts for older MF machinery that covers the most important and frequently replaced parts.

Contact your local Massey Ferguson dealer today for further details of the comprehensive range of 10+ Parts and the entire parts offer from AGCO Parts for your Massey Ferguson machinery whatever its age. Or visit our website: www.masseyferguson.com to find your nearest MF Dealer.

Keeping it Original Keeping it Massey Ferguson

*terms and conditions apply



| CONTENTS

Series & Models	i	Front Axle	203	Seats	375
Brakes	1	Fuel System	241	Sheet Metal	379
Clutch	21	Hydraulic Lift	251	Steering	395
Cooling	41	Hydraulics	275	Tractor Cab	427
Crawler Tracks	61	Instruments	291	Transmission	443
Electrical	65	Lighting	297	Parts Index List	498
Engine	87	Linkage	311	Engine Table	527
Exhaust	177	Rear Axle	343		
Filters	187	Rotating Electrics	367		

SERIES & MODELS

Series	Models
Heritage	TE20, FE35, MF35, MF35X, MF65
MF 100 (UK) Series	135, 148, 165, 168, 175, 175S, 178, 185, 188
MF 100 (FR) Series	130, 133, 135, 133/135 MKIII/ 135/ 145 V/S, 145, 145 MKIII/ 145 V, 152, 152 MKIII/ 152 F/S/V, 165/ 168/ 185/ 188, 165 MKIII/ 178, 168 MKIII/ 168 F/S
MF 100 (IT) Series	134C/ V, 154, 154 C, 154 F, 154 S, 154 V, 164T/ F/S/V, 174, 174 C, 174 F, 174 V, 184, 184 F, 184 S, 194, 194 C, 194 F, 194 S
MF 200 (UK & FR) Series	230, 235, 240, 245, 250, 255, 260, 265, 275, 285, 290, 298
MF 200 (IT) Series	233, 234 C/ CF/ S, 244 CF, 253, 254, 254 C/ CF/ S, 263T, 264T, 264T CF, 264T S, 273, 274, 274C/ CF/ S/ SK, 283, 284, 284 S, 293, 294, 294C, 294S
MF 200 (TR) Series	230, 240, 240S, 265S, 275, 285S, 290
MF 300 Series	340, 342, 350, 352, 355, 360, 362, 365, 375, 375E, 390, 390E, 390T, 398, 399
MF 300 (IT) Series	333, 334 V, 353, 353 LX/ S, 354 AQ/FO/SO/VQ, 354 F/S/V354 SP-FP-AP-GE, 356 CF, 363, 363 LX/ S, 364 AQ/FO/SO/VQ, 364 F/S/V, 364 SP-FP-AP-GE, 364 CF, 366 CF, 367 CF, 373, 373 LX/ S, 374 AQ/FO/SO/VQ, 374 F/H/S/V, 374 SP-FP-AP-GE, 376 C/CF/XCF, 377, 393, 393 LX/ S, 384 AQ/FO/SO/VQ, 384 F/S/V, 384 SP-FP-AP-GE, 387, 393, 393 LX/ TLX/ S, 394 AQ/FO/SO, 394 F/H/S, 394 SP-FP-AP-GE, 394C, 394T AQ, 396C/ CF/ CT, 397, 397T
MF 500 Series	550, 560, 565, 575, 590, 592, 595, 595 MKII
MF 600 Series	675, 690, 698, 698T, 699
MF 1000 (IT) Series	1014, 1114, 1134
MF 2000/5 Series	2620, 2625, 2640, 2645, 2680, 2685, 2720, 2725
MF 3000 Series	3050, 3060, 3065, 3070, 3075, 3080, 3085, 3090, 3095
MF 3100 Series	3115, 3120, 3125
MF 3300 (IT) Series	3315 F, 3315 FE, 3315 GE, 3315 S, 3315 V, 3325 FE, 3325 GE, 3325 S, 3325 V, 3330 F, 3330 FE, 3330 GE, 3330 S, 3330 V, 3340C, 3340 F, 3340 FE, 3340 GE, 3340 S, 3340 V, 3350 F, 3350 FE, 3350 GE, 3355 S
MF 3400 (IT) Series	3425 CF, 3425 F, 3425 GE, 3425 S, 3425 V, 3435 C, 3435 CF, 3435 F, 3435 GE, 3435 S, 3435 V, 3445 C, 3445 CF, 3445 F, 3445 GE, 3445 S, 3455 C, 3455 CF, 3455 GE, 3455 S
MF 3600 (FR) Series	3610, 3620, 3635, 3645, 3650, 3655, 3670, 3680, 3690
MF 4200 Series	4215, 4220, 4225, 4235, 4240, 4245, 4255, 4260, 4265, 4270
MF 4300 Series	4315, 4320, 4325, 4335, 4345, 4355, 4360, 4365, 4370
MF 5400 (Tier 2) Series	5425, 5435, 5445, 5455, 5460, 5465, 5470
MF 6100 Series	6110, 6120, 6130, 6140, 6150, 6160, 6170, 6180, 6190
MF 6200 Series	6235, 6245, 6255, 6260, 6265, 6270, 6280, 6290
MF 6400 (Tier 2) Series	6445, 6455, 6460, 6465, 6470, 6475, 6480, 6485, 6490, 6495, 6497, 6499
MF 8100 Series	8110, 8120, 8130, 8140, 8150, 8160, 8170, 8180
MF 8200 Series	8210, 8220, 8240, 8250, 8260, 8270, 8280

UK: United Kingdom, FR: France, IT: Italy, TR: Turkey

SERIES & MODELS

www.masseyferguson.com







10+ | BRAKES





Part Number	Description	TE 20, FE 35, MF 35, MF 35X, MF 65	MF 100 (UK) Series	MF 100 (FR) Series	MF 200 (UK & FR) Series	MF 200 (TR) Series	MF 300 Series	MF 500 Series	MF 600 Series
Actuator									
764805M92 ①	Brake Actuator Assembly Dry Brakes	MF 65	MF 165, 175, 175S, 178	MF 145, 152, 155, 158, 165MKII/ 178					
1005510M1* ②	Spring	MF 65	MF 165, 175, 175S, 178	MF 145, 152, 155, 158, 165					
1822606M92* ③	Actuator Assembly								
1853148M1* ④	Spring		MF 135, 165, 168, 185, 188	MF 133/ 135 MKII/ 135 V, 135/148 MKII/ 135/145 V/S, 145 MKII/ 145 V, 152 MKII/ 152 MK111 F/S/V, 158 MKII/ 158 MK111 F/S/V, 165/ 168/ 185/ 188, 165 MKII/ 178, 168 MKII/ 168 F/S	MF 240, 250, 255, 260, 265, 275, 285, 290, 298		MF 350, 355, 360, 365, 375, 375E, 390, 390E, 398, 399	MF 500 Series	MF 600 Series
1860963M92* ⑤	Brake Actuator Assembly Wet Brakes		MF 165, 168, 185, 188	MF 133/ 135 MKII/ 135 V, 135/148 MKII/ 135/145 V/S, 145 MKII/ 145 V, 152 MKII/ 152 F/S/V, 158 MKII/ 158 F/S/V, 165/ 168/ 185/ 188, 168 MKII/ 168 F/S	MF 240, 250, 255, 260, 265, 275, 285, 290, 298		MF 350, 355, 360, 365, 375, 375E, 390, 390E, 390T, 398, 399	MF 560, 565, 575, 590, 592, 595, 595MKII	MF 600 Series
1890318M1* ⑥	Spring				MF 240	MF 200 (TR) Series	MF 340, 342, 350, 352, 355, 360, 362, 365, 375, 390, 390T, 398, 399		
3596776M91* ⑦	Brake Actuator Assembly (LH) Wet Brakes						MF 350, 352, 355, 360, 362, 365, 375, 390, 390T, 398, 399		
3596778M91* ⑧	Brake Actuator Assembly (RH) Wet Brakes						MF 350, 352, 355, 360, 362, 365, 375, 390, 390T, 398, 399		
Brake Discs									
535673M91 ⑨	Disc			MF 165/ 168/ 185/ 188, 165 MKII/ 178				MF 595, 595 MKII	
966252M92 ⑩	Disc			MF 130					

*Part number is used in other MF series models. ○ image of part shown on page 8.

Part Number	Description	TE 20, FE 35, MF 35, MF 35X, MF 65	MF 100 (UK) Series	MF 100 (FR) Series	MF 200 (UK & FR) Series	MF 200 (TR) Series	MF 300 Series	MF 500 Series	MF 600 Series
1860964M2* 	Brake Disc Wet Brakes		MF 165, 168, 185, 188	MF 133/135 MKIII/135 V, 135/148 MKIII/135/145 V/S, 145 MKIII/145 V, 152 MKIII/152 F/SW, 158 MKIII/158 F/SW, 165/168/185/188, 168 MKIII/168 F/S	MF 240, 250, 255, 260, 265, 275, 285, 290, 298	MF 200 (TR) Series	MF 350, 352, 355, 360, 362, 365, 375, 375E, 390, 390E, 390T, 398, 399	MF 560, 565, 575, 590, 592, 595, 595MKII	MF 600 Series
1860965M2*	Brake Disc - Inter Plate Wet Brakes		MF 165, 168, 185, 188	MF 133/135 MKIII/135 V, 135/148 MKIII/135/145 V/S, 145 MKIII/145 V, 152 MKIII/152 F/SW, 158 MKIII/158 F/SW, 165/168/185/188, 168 MKIII/168 F/S	MF 240, 250, 255, 260, 265, 275, 285, 290, 298	MF 200 (TR) Series	MF 350, 352, 355, 360, 362, 365, 375, 375E, 390, 390E, 390T, 398, 399	MF 560, 565, 575, 590, 592, 595, 595MKII	MF 600 Series
3609079V1	Disc			MF 165/168/185/188, 165 MKIII/178				MF 595, 595 MKII	
3613538M1* 	Brake Disc - Inter Plate				MF 240		MF 340, 342		
3910276M91*	Brake Disc Dry Brakes	MF 65	MF 165, 175, 175S, 178	MF 145, 152, 155, 158					
3910278M91 	Disc Lining Kit			MF 165/168/185/188, 165 MKIII/178				MF 595, 595 MKII	
3910292M91*	Brake Lining Kit Dry Brakes	MF 65	MF 165, 175, 175S, 178	MF 145, 152, 155, 158, 165MKIII/178					
Brake Linkage									
184257M1 	Spacer	MF 65	MF 165, 175, 175S, 178, 185	MF 133, 145, 152, 155, 158, 165/168/185/188, 165 MKIII/178					
184334M1	Rod	MF 65	MF 165, 175, 175S, 178	MF 145, 152, 155, 158, 165, MF 165 MKIII/178					
908295M91	Rod							MF 595, 595 MKII	
1667175M1 	Seal				MF 255, 260, 265, 275, 290, 298			MF 560	MF 600 Series
1682818M1	Spring				MF 255, 260, 265, 275, 290, 298		MF 300 Series	MF 560	MF 600 Series
1698715M91	Rod				MF 255, 260, 265, 275, 290, 298			MF 560, 575, 590	MF 600 Series
1861676M92 	Rod		MF 165, 168, 185, 188	MF 133/135 MKIII/135 V, 135/148 MKIII/135/145 V/S, 145 MKIII/145 V, 152 MKIII/152 F/SW, 158 MKIII/158 F/SW, 165/168/185/188, 168 MKIII/168 F/S	MF 240, 250, 255, 260, 265, 275, 285, 290	MF 200 (TR) Series	MF 375E, 390E	MF 560, 565, 575, 590	

*Part number is used in other MF series models.  image of part shown on page 8.



Part Number	Description	TE 20, FE 35, MF 35, MF 35X, MF 65	MF 100 (UK) Series	MF 100 (FR) Series	MF 200 (UK & FR) Series	MF 200 (TR) Series	MF 300 Series	MF 500 Series	MF 600 Series
70924121	Clevis	FE 35, MF 35, MF 35X, MF 65	MF 100 Series	MF 100 Series 130, 133, 135/148 MKIII/ 135/ 145 V/S, 145, 152, 152 MKIII/ 152 SV, 155, 158, 158 MKIII/ 158 S, 165/ 168/ 185/ 188, 165 MKIII/ 178, 168 MKIII/ 168 S	MF 200 Series	MF 200 (TR) Series	MF 375E, 390E	MF 560, 565, 575, 590, 592, 595, 595 MKII	MF 600 Series
Drum Brakes									
825063M1	Spring	TE 20							
827143M96 ⁽¹⁴⁾	Brake Assembly Drum Brake	FE 35, MF 35, MF 35X	MF 135, 148	MF 133, 135	MF 230, 235, 240, 245, 250		MF 340	MF 550	
827707M7 ⁽¹⁵⁾	Brake Drum	TE 20, FE 35, MF 35, MF 35X	MF 135, 148	MF 133, 135	MF 230, 235, 240, 245, 250	MF 230, 240, 240S	MF 340	MF 550	
1810029M91	Kit - Spring, Pin and Cup Washer	FE 35, MF 35, MF 35X	MF 135, 148, 165, 175, 178	MF 133, 135, 152 MKIII/ 152 F/SV, 155, 158, 158 MKIII/ 158 S, 165/ 168/ 185/ 188, 165 MKIII/ 178, 168 MKIII/ 168 S	MF 230, 235, 240, 245, 250, 255, 260, 265, 275, 285, 290	MF 230, 240, 240S	MF 340	MF 550, 560, 575, 590, 595, 595MKII	
1850213M91	Adjuster	FE 35, MF 35, MF 35X, MF 65	MF 135, 148, 165, 175, 178	MF 133 / 135, 152, 152 MKIII/ 152 SV, 155, 158, 158 MKIII/ 158 S, 165/ 168/ 185/ 188, 165 MKIII/ 178, 168 MKIII/ 168 F/S	MF 230, 235, 240, 245, 250, 255, 260, 265, 275, 285, 290	MF 240S	MF 340	MF 550, 560, 575, 590, 595, 595MKII	
1850217M1 ⁽¹⁶⁾	Spring	FE 35, MF 35, MF 35X	MF 135, 148	MF 133, 135	MF 230, 235, 240, 245, 250		MF 340	MF 550	
1890319M1	Spring	TE 20, FE 35, MF 35, MF 35X	MF 135, 148, 165, 175, 178	MF 133, 135, 152 MKIII/ 152 F/SV, 155, 158, 158 MKIII/ 158 S, 165/ 168/ 185/ 188, 165 MKIII/ 178, 168 MKIII/ 168 S	MF 230, 235, 240, 245, 250, 255, 260, 265, 275, 285, 290		MF 340	MF 550, 560, 575, 590, 595, 595MKII	
3620602M91 ⁽¹⁷⁾	Brake Shoe and Lining Assembly Asbestos Free Brake Linings	TE 20, FE 35, MF 35, MF 35X	MF 135, 148	MF 133, 135, 152 MKIII/ 152 SV, 155, 158, 158 MKIII/ 158 S, 165/ 168/ 178, 165/ 168/ 185/ 188, 168 MKIII/ 168 S	MF 230, 235, 240, 245, 250	MF 230, 240, 240S	MF 340	MF 550	

*Part number is used in other MF series models. ○ image of part shown on page 8.

Part Number	Description	TE 20, FE 35, MF 35, MF 35X, MF 65	MF 100 (UK) Series	MF 100 (FR) Series	MF 200 (UK & FR) Series	MF 200 (TR) Series	MF 300 Series	MF 500 Series	MF 600 Series
General									
183462M1* (18)	Cover - Brake Pull Rod Dry Brakes	MF 65	MF 165, 175, 175S, 178	MF 133, 135, 145, 152, 155, 158, 165MKIII/168, 165/168/185/188	MF 230, 235, 240, 245, 250	MF 230, 240, 240S	MF 340	MF 595, 595MKII	
880033M2 (19)	Camshaft		MF 135, 148	MF 133, 135				MF 550	
1860959M1* (20)	Seal Wet Brakes		MF 165, 168, 185, 188	MF 133/135 MKIII/135 V, 135/148 MKIII/135/145 V/S, 145 MKIII/145 V, 152 MKIII/152 F/S/V, 158 MKIII/ 158 F/S/V, 165/168/185/ 188, 168 MKIII/168 F/S	MF 240, 250, 255, 260, 265, 275, 285, 290	MF 200 (TR) Series	MF 375E, 390E	MF 560, 565, 575, 590, 592, 595, 595MKII	
1860960M2*	Gasket Wet Brakes		MF 165, 168, 185, 188	MF 133/135 MKIII/135 V, 135/148 MKIII/135/145 V/S, 145 MKIII/145 V, 152 MKIII/152 F/S/V, 158 MKIII/ 158 F/S/V, 165/168/185/ 188, 168 MKIII/168 F/S	MF 240, 250, 255, 260, 265, 275, 285, 290	MF 200 (TR) Series	MF 300 Series	MF 560, 565, 575, 590, 592, 595, 595MKII	MF 600 Series
1868691M1	Spring	MF 65	MF 135, 165, 175, 175S, 178, 185, 188	MF 133/135 MKIII/135V, 135/148, MKIII/135/145V/S, 145MKIII/145V, 145, 152MKIII/152F/S/V, 155/158, 158MKIII/158F/ S/V, 165/168/185/188, 165MKIII/178, 168 MKIII/168F/S	MF 230, 240, 250, 255, 260, 265, 275, 285, 290	MF 200 (TR) Series	MF 375E, 390E,	MF 560, 565, 575, 590	
Handbrake									
898931M95	Handbrake Assembly		MF 165, 168, 175, 175S, 178, 185, 188	MF 145, 165/168/185/ 188, 165 MKIII/178	MF 240, 250, 265, 275, 290				
1871610M91* (21)	Handbrake Assembly			MF 155, 158, 158 MKIII/ 158 F/S, 165/168/185/ 188, 168 MKIII/168 F/S	MF 240, 255, 265, 275, 285, 290	MF 265S, 275, 285S, 290	MF 375E, 390E		
1874726M1 (22)	Plunger							MF 500 Series	
1877474M1*	Spring							MF 500 Series	
3473566M91	Handbrake Cable (LH)				MF 240, 250, 265, 275, 290				
3473567M91	Handbrake Cable (RH)				MF 240, 250, 265, 275, 290				
3596773M92 (23)	Handbrake Cable Assembly (RH) L = 1440								MF 340, 342, 350, 352, 355, 360, 362, 365, 375, 390, 390T, 398, 399

*Part number is used in other MF series models. ○ image of part shown on page 8.



Part Number	Description	TE 20, FE 35, MF 35, MF 35X, MF 65	MF 100 (UK) Series	MF 100 (FR) Series	MF 200 (UK & FR) Series	MF 200 (TR) Series	MF 300 Series	MF 500 Series	MF 600 Series
3596774M92	Handbrake Cable						MF 350, 355, 360, 362, 365, 375, 390, 390T, 398		
3759182M91	Handbrake Assembly						MF 342, 352, 362, 365, 375, 390, 390T, 398, 399 (1006.6)		
3823545M91 (24)	Handbrake Assembly (cable operated)				MF 230, 240	MF 265S, 275, 285S, 290	MF 340, 350, 355, 360, 362, 365, 375, 390, 390T, 398, 399		
Master Cylinder									
1682767M91 (25)	Brake Master Cylinder Automotive								MF 600 Series
1698670M91	Master Cylinder Assembly				MF 235, 245, 250, 255, 260, 265, 275, 290, 298			MF 560	
1810596M91*	Repair Kit - Master Cylinder Grinding				MF 235, 245, 250, 255, 260, 265, 275, 290, 298			MF 560, 575, 590, 592, 595, 595MKII	MF 675, 690, 698
1810714M91* (26)	Repair Kit - Master Cylinder Automotive								MF 600 Series
1810849M91	Repair Kit, Brake Master Cylinder To repair 3595504M2						MF 350, 355, 360, 365, 375, 390, 398, 399		
1810936M91	Repair Kit, Brake Master Cylinder To repair 3596785M92						MF 340, 342, 350, 352, 355, 360, 362, 365, 375, 390, 390T, 398, 399		
1811086M91 (27)	Repair Kit, Brake Master Cylinder To repair 3614780M91						MF 342, 352, 362, 365, 375, 390, 390T, 398, 399 (1006.6)		
1874957M91* (28)	Brake Master Cylinder Grinding							MF 575, 590, 592, 595, 595MKII	MF 675, 690, 698
3614780M91	Brake Master Cylinder						MF 342, 352, 362, 365, 375, 390, 390T, 398, 399 (1006.6)		

*Part number is used in other MF series models. ○ image of part shown on page 9.

Part Number	Description	TE 20, FE 35, MF 35, MF 35X, MF 65	MF 100 (UK) Series	MF 100 (FR) Series	MF 200 (UK & FR) Series	MF 200 (TR) Series	MF 300 Series	MF 500 Series	MF 600 Series
Pistons									
3617620M4* ⁽²⁹⁾	Piston							MF 550, 560, 565, 575, 590, 592, 595	
Reservoir									
1696930M4	Brake Fluid Reservoir						MF 340, 342, 350, 352, 360, 362, 365, 375, 390, 390T, 398, 399		
Slave Cylinder									
835939V91 ⁽³⁰⁾	Slave Cylinder Repair Kit							MF 560, 575, 590, 592, 595, 595MKII	
1676387M92	Brake Slave Cylinder				MF 255, 260, 265, 275, 290, 298			MF 560, 575, 590, 592, 595, 595MKII	MF 600 Series
1810881M91	Repair Kit, Brake Slave Cylinder To repair 3596641M91 / 3596642M91						MF 350, 355, 360, 365, 375, 390, 398, 399 (46-354.4)		
1810917M94	Repair Kit, Brake Slave Cylinder To repair 3477380M93 / 3477382M93						MF 340, 342, 350, 352, 360, 362, 365, 375, 390, 390T, 398, 399		
1810992M91* ⁽³¹⁾	Repair Kit - Brake Slave Cylinder (LH) To repair 3477380M93						MF 340, 342, 350, 352, 360, 362, 365, 375, 390, 390T, 398, 399		
1810993M91* ⁽³²⁾	Repair Kit - Brake Slave Cylinder (RH) To repair 3477381M93						MF 340, 342, 350, 352, 360, 362, 365, 375, 390, 390T, 398, 399		
3186482M91	Slave Cylinder Assembly				MF 255, 260, 290			MF 560, 575, 590, 592, 595, 595MKII	
3477380M93 ⁽³³⁾	Brake Slave Cylinder (LH)						MF 340, 342, 350, 352, 360, 362, 365, 375, 390, 390T, 398, 399		
3477381M93	Brake Slave Cylinder (RH)						MF 340, 342, 350, 352, 360, 362, 365, 375, 390, 390T, 398, 399		
3596780M1* ⁽³⁴⁾	Rod						MF 340, 342, 350, 352, 355, 360, 362, 365, 375, 390, 390T, 398, 399		
Trailer Brakes									
3616259M1* ⁽³⁵⁾	Plug - Trailer Brake Coupler			MF 145, 152, 155, 158, 165/168/185/188, 165 MKIII/178	MF 250, 255, 265, 275, 285, 290, 298		MF 342, 350, 352, 355, 360, 362, 365, 375, 390, 390T, 398, 399	MF 560, 575, 590, 592, 595, 595MKII	MF 600 Series

*Part number is used in other MF series models. ○ image of part shown on page 9.



1



2



3



4



5



6



7




8



9



10



11



12



13



14



15



16



17



18



19



21



22



23



24



(25)



(26)



(27)



(28)



(29)



(30)



(31)



(32)



(33)



(34)



(35)



(36)




(37)




(38)



(39)



(40)



(41)



(42)



(43)



(44)



(45)



(46)



(47)



(48)



Part Number	Description	MF 2000 / 5 Series	MF 3000 Series	MF 3100 Series	MF 3600 Series	MF 4200 Series	MF 4300 Series	MF 5400 Series (Tier 2)	MF 6100 Series	MF 6200 Series	MF 6400 Series (Tier 2)	MF 8100 Series	MF 8200 Series
Actuator													
1890318M1*	Spring					MF 4200 Series	MF 4300 Series						
1895334M91*	Actuator Assembly												
3310765M1*	Spring		MF 3050, 3060, 3065, 3075, 3085, 3095	MF 3120, 3125				MF 5400 Series	MF 6100 Series	MF 6200 Series	MF 6445, 6455, 6460, 6465, 6470, 6475, 6480, 6497, 6499	MF 8170, 8180	MF 8200 Series
3596776M91*	Brake Actuator Assembly (LH) Wet Brakes					MF 4200 Series	MF 4300 Series						
3596778M91*	Brake Actuator Assembly (RH) Wet Brakes					MF 4200 Series	MF 4300 Series						
Brake Discs													
1610205M3 ⁽³⁶⁾	Plate	MF 2000/5 Series		MF 3100 Series	MF 3610, 3630, 3635, 3645, 3650								
1860964M2*	Brake Disc Wet Brakes					MF 4200 Series	MF 4300 Series						
1860965M2*	Brake Disc - Inter Plate Wet Brakes					MF 4200 Series	MF 4300 Series						
3383258M1	Disc	MF 2640, 2645, 2680, 2685, 2720, 2725			MF 3610, 3630, 3635, 3645, 3650, 3655								
3386897M92 ⁽³⁷⁾	Brake Disc (with plain centre) Wet Brakes	MF 2000/5 Series		MF 3100 Series	MF 3610, 3630, 3635, 3645, 3650, 3655, 3670, 3680								

*Part number is used in other MF series models. ○ image of part shown on page 9.

Part Number	Description	MF 2000 / 5 Series	MF 3000 Series	MF 3100 Series	MF 3600 Series	MF 4200 Series	MF 4300 Series	MF 5400 (Tier 2) Series	MF 6100 Series	MF 6200 Series	MF 6400 (Tier 2) Series	MF 8100 Series	MF 8200 Series
3613538M1*	Brake Disc - Inter Plate					MF 4225, 4235, 4240, 4245, 4255, 4260, 4265, 4270	MF 4300 Series						
3616538M92	Disc				MF 3670, 3690								
3617649M91	Brake Disc Dry Brakes				MF 3670, 3690						MF 6485, 6490, 6495, 6497, 6499	MF 8150, 8160	MF 8210, 8220, 8240, 8250, 8260
3617651M91 ⁽³⁹⁾	Brake Disc		MF 3050, 3060, 3065					MF 5425, 5435, 5445, 5455, 5460	MF 6110, 6120, 6130, 6140	MF 6235, 6245, 6255			
3617652M91	Brake Disc Wet Brakes with Dynashift		MF 3000 Series					MF 5465, 5470	MF 6110, 6120, 6130, 6140, 6150, 6160, 6170	MF 6200 Series	MF 6445, 6455, 6460, 6465, 6470, 6475, 6480		
3617653M91	Disc		MF 3050, 3060, 3065, 3075	MF 3100 Series	MF 3635, 3645, 3655, 3670				MF 6180, 6190	MF 6280, 6290	MF 6475, 6480	MF 8110, 8120, 8130, 8140, 8150	
3618424M2	Plate			MF 3100 Series	MF 3635, 3645					MF 6280, 6290	MF 6475, 6480	MF 8110, 8120	
3618544M4 ⁽³⁹⁾	Plate (LH)				MF 3635, 3645, 3655							MF 8110, 8120, 8130	
3618545M4	Plate (RH)				MF 3635, 3645, 3655							MF 8110, 8120, 8130	
3618559M3	Plate (LH)				MF 3635, 3645, 3650, 3655, 3670							MF 8110, 8120, 8130, 8140, 8150	
3618560M3	Plate (RH)				MF 3635, 3645, 3650, 3655, 3670							MF 8110, 8120, 8130, 8140, 8150	
3795499M1	Brake Disc Wet Brakes		MF 3050, 3060, 3065, 3075	MF 3100 Series	MF 3635, 3645, 3655, 3670				MF 6140, 6150, 6160, 6170, 6180, 6190	MF 6270, 6280, 6290	MF 6465, 6475, 6480	MF 8110, 8120, 8130, 8140, 8150	
3798531M1	Brake Disc Wet Brakes with DYNA-6							MF 5460, 5465, 5470			MF 6445, 6455, 6460, 6465, 6470, 6475, 6480		
General													
1860960M2*	Gasket Wet Brakes					MF 4200 Series	MF 4300 Series						
Handbrake													
1871610M91*	Handbrake Assembly												

*Part number is used in other MF series models. ○ image of part shown on page 9.



Part Number	Description	MF 2000 / 5 Series	MF 3000 Series	MF 3100 Series	MF 3600 Series	MF 4200 Series	MF 4300 Series	MF 5400 Series (Tier 2)	MF 6100 Series	MF 6200 Series	MF 6400 Series (Tier 2)	MF 8100 Series	MF 8200 Series
1877474M1*	Spring	MF 2620, 2640, 2680											
3385987M1 (40)	Brake Disc - Handbrake		MF 3000 Series	MF 3100 Series					MF 6110, 6120, 6130, 6140, 6150, 6160, 6170, 6180				
3778581M2	Handbrake Cable							MF 5400 Series	MF 6160, 6170, 6180, 6190	MF 6200 Series			
3782575M3	Handbrake Cable L=1510mm											MF 8170, 8180	MF 8200 Series
3790493M1	Brake Disc - Handbrake		MF 3050, 3060, 3065, 3075, 3085, 3095	MF 3120, 3125				MF 5400 Series	MF 6100 Series	MF 6200 Series	MF 6445, 6455, 6460, 6465, 6470, 6475, 6480		
3795093M1	Brake Disc - Handbrake									MF 6200 Series	MF 6485, 6490, 6495, 6497, 6499	MF 8170, 8180	MF 8200 Series
3795094M1 (41)	Brake Interplate - Handbrake							MF 5400 Series		MF 6200 Series	MF 6400 Series	MF 8170, 8180	MF 8200 Series
3811660M91	Handbrake Cable					MF 4200 Series	MF 4300 Series						
4271655M1	Handbrake Cable L=1060mm										MF 6445, 6455, 6460, 6465, 6470, 6475, 6480		
4271656M2	Handbrake Cable L=1215mm										MF 6485, 6490, 6495		
Master Cylinder													
1810832M91	Repair Kit - Brake Master Cylinder For Master Cylinder 3384685M3		MF 3000 Series	MF 3100 Series	MF 3600 Series			MF 5400 Series	MF 6100 Series	MF 6200 Series	MF 6445, 6455, 6460, 6465, 6470, 6475, 6480	MF 8100 Series	MF 8200 Series

*Part number is used in other MF series models. ○ image of part shown on page 9.

Part Number	Description	MF 2000 / 5 Series	MF 3000 Series	MF 3100 Series	MF 3600 Series	MF 4200 Series	MF 4300 Series	MF 5400 Series (Tier 2)	MF 6100 Series	MF 6200 Series	MF 6400 Series (Tier 2)	MF 8100 Series	MF 8200 Series
1810833M91 ⁽⁴²⁾	Repair Kit - Brake Master Cylinder For Master Cylinder 383079M7		MF 3000 Series	MF 3100 Series	MF 3600 Series			MF 5400 Series	MF 6100 Series	MF 6200 Series	MF 6445, 6455, 6460, 6465, 6470, 6475, 6480	MF 8100 Series	MF 8200 Series
3383079M7	Master Cylinder Assembly		MF 3000 Series	MF 3100 Series	MF 3600 Series With Trailer Braking			MF 5400 Series Mechanical Brakes - Trailer Braking 2 lines	MF 6100 Series	MF 6200 Series	MF 6445, 6455, 6460, 6465, 6470, 6475, 6480	MF 8100 Series With Trailer Braking	MF 8200 Series With Trailer Braking
3384685M3 ⁽⁴³⁾	Master Cylinder Assembly		MF 3000 Series	MF 3100 Series	MF 3600 Series Without Trailer Braking			MF 5400 Series Mechanical Brakes - Trailer Braking 1 line	MF 6100 Series	MF 6200 Series	MF 6445, 6455, 6460, 6465, 6470, 6475, 6480 With Power Brakes	MF 8100 Series Without Trailer Braking	MF 8200 Series Without Trailer Braking
3786100M2	Brake Master Cylinder							MF 5400 Series With Power Brakes		MF 6260, 6270, 6280, 6290	MF 6460, 6465, 6470, 6475, 6480, 6485, 6490, 6495, 6497, 6499		MF 8200 Series
3810587M95	Master Cylinder Assembly					MF 4200 Series	MF 4300 Series						
3901567M91 ⁽⁴⁴⁾	Repair Kit - Master Cylinder					MF 4200 Series	MF 4300 Series						
Pistons													
3382187M3	Piston		MF 3050, 3060, 3065, 3070, 3080, 3085, 3090, 3095	MF 3100 Series	MF 3610, 3630, 3635, 3645, 3650, 3655, 3670, 3680								
3617620M4*	Piston				MF 3670, 3690							MF 8140, 8150, 8160	
3617901M2	O Ring - Brake Piston		MF 3000 Series	MF 3100 Series	MF 3600 Series			MF 5400 Series	MF 6100 Series	MF 6200 Series	MF 6445, 6455, 6460, 6465, 6470, 6475, 6480	MF 8110, 8120, 8130, 8140, 8150, 8160	
3617902M3 ⁽⁴⁵⁾	O Ring - Brake Piston		MF 3000 Series	MF 3100 Series	MF 3600 Series			MF 5400 Series	MF 6100 Series	MF 6200 Series	MF 6445, 6455, 6460, 6465, 6470, 6475, 6480	MF 8110, 8120, 8130, 8140, 8150, 8160	
3618089M2 ⁽⁴⁶⁾	Piston - Rear Axle		MF 3000 Series	MF 3100 Series	MF 3635, 3645, 3655, 3670				MF 6100 Series			MF 8110, 8120, 8130, 8140, 8150	
3716252M1	O Ring - Brake Piston										MF 6485, 6490, 6495, 6497, 6499	MF 8170, 8180	MF 8200 Series
3716253M1	O Ring											MF 8170, 8180	MF 8260, 8270, 8280
3716335M1	O Ring - Brake Piston										MF 6485, 6490, 6495, 6497, 6499	MF 8170, 8180	MF 8200 Series

*Part number is used in other MF series models. ○ image of part shown on page 9.



Part Number	Description	MF 2000 / 5 Series	MF 3000 Series	MF 3100 Series	MF 3600 Series	MF 4200 Series	MF 4300 Series	MF 5400 Series (Tier 2)	MF 6100 Series	MF 6200 Series	MF 6400 (Tier 2) Series	MF 8100 Series	MF 8200 Series
3716758M4	Piston - Rear Axle										MF 6485, 6490, 6490	MF 8170, 8180	MF 8210, 8220
3790282M5 ⁽⁴⁷⁾	Piston - Rear Axle		MF 3050, 3060, 3065, 3075, 3085, 3095	MF 3120, 3125				MF 5400 Series	MF 6100 Series	MF 6200 Series	MF 6445, 6455, 6460, 6465, 6470, 6475, 6480		
3791148M1	Piston											MF 8110, 8120, 8130, 8140, 8150	
3791208M4	Piston - Rear Axle												MF 8210, 8220, 8240, 8250
3900234M92 ⁽⁴⁸⁾	Kit - O Ring - Brake Piston	MF 2000/5 Series			MF 3610, 3630, 3635, 3645, 3650, 3655, 3680								
Slave Cylinder													
1810992M91*	Repair Kit - Brake Slave Cylinder (LH) To repair 3477380M93					MF 4200 Series	MF 4300 Series						
1810993M91*	Repair Kit - Brake Slave Cylinder (RH) To repair 3477381M93					MF 4200 Series	MF 4300 Series						
3596780M1*	Rod					MF 4200 Series	MF 4300 Series						
3901455M91	Slave Cylinder Assembly (LH)					MF 4200 Series	MF 4300 Series						
3901456M91	Slave Cylinder Assembly (RH)					MF 4200 Series	MF 4300 Series						
Trailer Brakes													
3616259M1*	Plug - Trailer Brake Coupler	MF 2000/5 Series	MF 3000 Series	MF 3100 Series	MF 3600 Series	MF 4200 Series	MF 4300 Series	MF 5400 Series	MF 6100 Series	MF 6200 Series	MF 6400 Series	MF 8100 Series	MF 8200 Series
F930950031020	Bleed Screw		MF 3000 Series	MF 3100 Series	MF 3600 Series	MF 4200 Series	MF 4300 Series		MF 6100 Series	MF 6200 Series		MF 8110, 8120, 8130, 8140, 8150, 8160	

*Part number is used in other MF series models. ○ image of part shown on page 9.

Part Number	Description	MF 100 (IT) Series	MF 200 (IT) Series	MF 300 (IT) Series	MF 1000 (IT) Series	MF 3300 (IT) Series	MF 3400 (IT) Series
Actuator							
1005510M1*	Spring	MF 154, 154 F, 154 S, 154 V, 174, 174 F, 174 S, 184 F, 184 S, 194 F, 194 S	MF 233, 234 S, 253, 254, 254 S, 263 T, 264 T, 264 T S, 273, 274, 274 S/SK, 283, 284, 293, 294, 294S	MF 333, 334 V, 353, 353 LX / S, 354 F/SV, 363, 363 LX / S, 364 F/SV, 373, 373 LX / S, 374 F/H/SV, 376 C/CF/XCF, 383, 383 LX / S, 384 F/S, 393, 393 LX / TLX / S, 394 F/H/S, 396, 396C / CF / CT			
1822606M92*	Actuator Assembly	MF 154, 174, 184, 194	MF 254, 254 S, 274, 274 S, 284 S, 294 S				
1853148M1*	Spring	MF 154, 174, 184, 194	MF 254, 254 S, 274, 274 S, 284 S, 294S	MF 377, 387, 397, 397T	MF 1000 Series		
1860963M92*	Brake Actuator Assembly Wet Brakes				MF 1000 Series		
1895334M91*	Actuator Assembly	MF 154, 154 S, 174, 174 S, 174 V, 184 S, 194, 194 C, 194 F, 194 S	MF 234 S, 254, 254 S, 274, 274 S, 294 S				
3310765M1*	Spring	MF 134 V, 154 F, 154 V, 164T F/SV, 174 F, 174 V, 184 F, 194 F		MF 334 V, 354 AQ/FO/SQ/VQ, 354 F/SV, 354 SP-PP-AP-GE, 364 AQ/FO/SQ/VQ, 364 F/SV, 364 SP-PP-AP-GE, 374 AQ/FO/SQ/VQ, 374 F/H/SV, 374 SP-PP-AP-GE, 384 AQ/FO/SQ/VQ, 384 F/SV, 384 SP-PP-AP-GE, 394 AQ/FO/SQ, 394 F/H/S, 394 SP-PP-AP-GE, 394T AQ			
3308792M91	Actuator Assembly	MF 134 V, 154 F, 154 S, 154 V, 164T F/SV, 174 F, 174 S, 174 V, 184 F, 184 S, 194 F, 194 S	MF 233, 253, 254, 254 S, 263T, 264T, 264T S, 273, 274, 274 S / SK, 283, 284, 293, 294, 294S	MF 333, 334 V, 353, 353 LX / S, 354 AQ/FO/SQ/VQ, 354 F/SV, 354 SP-PP-AP-GE, 363, 363 LX / S, 364 AQ/FO/SQ/VQ, 364 F/SV, 364 SP-PP-AP-GE, 373, 373 LX / S, 374 AQ/FO/SQ/VQ, 374 F/H/SV, 374 SP-PP-AP-GE, 376 C/CF/XCF, 377, 383, 383 LX / S, 384 AQ/FO/SQ/VQ, 384 F/SV, 384 SP-PP-AP-GE, 387, 393, 393 LX / TLX / S, 394 AQ/FO/SQ, 394 F/H/S, 394 SP-PP-AP-GE, 394T AQ, 396C / CF / CT, 397, 397T			
Brake Caliper							
3311615M91	Brake Pad Pin And Spring Kit			MF 353, 353 LX / S, 363, 363 LX / S, 373, 373 LX / S, 377, 383, 383 LX / S, 387, 393, 393 LX / TLX / S, 397, 397T			



Part Number	Description	MF 100 (IT) Series	MF 200 (IT) Series	MF 300 (IT) Series	MF 1000 (IT) Series	MF 3300 (IT) Series	MF 3400 (IT) Series
331161M91 ⁽⁴⁹⁾	Brake Pad			MF 353, 353 LX S, 363, 363 LX S, 373, 373 LX S, 377, 383, 383 LX S, 387, 393, 393 LX TLX S, 397, 397T			
3311623M91	Brake Caliper Repair Kit			MF 353, 353 LX S, 363, 363 LX S, 373, 373 LX S, 377, 383, 383 LX S, 387, 393, 393 LX TLX S, 397, 397T			
3427723M91	Caliper Assembly (RH)			MF 353, 353 LX S, 363, 363 LX S, 373, 373 LX S, 377, 383, 383 LX S, 387, 393, 393 LX TLX S, 397, 397T			
3427725M91	Caliper Assembly (LH)			MF 353, 353 LX S, 363, 363 LX S, 373, 373 LX S, 377, 383, 383 LX S, 387, 393, 393 LX TLX S, 397, 397T			
Brake Band							
1423488M1 ⁽⁵⁰⁾	Brake Band Lining	MF 134C, 154C, 174C	MF 234 C/CF, 244CF, 254 C/CF, 264T, CF, 274C/CF				
1824761M91	Brake Band Assembly	MF 134C, 154 C, 174 C	MF 234 C/CF, 244 CF, 254 C/CF, 264T, CF, 274C/CF				
3300299M93	Brake Band Assembly	MF 194C	MF 294C	MF 394C			
Brake Discs							
1823112M92	Disc	MF 154, 174, 184, 194	MF 254, 254 S, 274, 274 S, 284 S, 294S				
1860964M2* ⁽⁵¹⁾	Brake Disc Wet Brakes				MF 1000 Series		
1860965M2*	Brake Disc - Inter Plate Wet Brakes					MF 1000 Series	
1895852M91 ⁽⁵²⁾	Disc	MF 154, 154S, 174, 174 S, 184 S	MF 234 S, 254, 254 S, 274, 274 S, 294 S				

*Part number is used in other MF series models.



Part Number	Description	MF 100 (IT) Series	MF 200 (IT) Series	MF 300 (IT) Series	MF 1000 (IT) Series	MF 3300 (IT) Series	MF 3400 (IT) Series
3308296M2 ⁽⁵³⁾	Brake Disc - Inter Plate	MF 134 V, 154 F, 154 S, 154 V, 164T/ F/S/M, 174 F, 174 S, 174 V, 184 F, 184 S, 194 F, 194 S	MF 233, 253, 254, 254 S, 263T, 264T, 264T S, 273, 274, 274 S/ SK, 283, 284, 293, 294, 294S	MF 333, 334 V, 353, 353 LX S, 354 AQ/FO/SO/MQ, 354 F/S/M, 354 SP- AP-GE, 363, 363 LX S, 364 AQ/FO/ SO/MQ, 364 F/S/M, 364 SP-AP-GE, 373, 373 LX S, 374 AQ/FO/SO/ VQ, 374 F/H/S/M, 374 SP-AP-GE, 376 C/CF/XCF, 377, 383, 383 LX S, 384 AQ/FO/SO/MQ, 384 F/S/M, 384 SP-AP-GE, 387, 393, 393 LX TLX/ S, 394 AQ/FO/SO, 394 F/H/S, 394 SP-AP-GE, 394T AQ, 396C/ CF/ CT, 397, 397T			
3538837M1	Disc				MF 1000 Series		
3538838M1 ⁽⁵⁴⁾	Disc				MF 1000 Series		
3550896M1 ⁽⁵⁵⁾	Brake Disc	MF 134 V, 154 F, 154 S, 154 V, 164T/ F/S/M, 174 F, 174 S, 174 V, 184 F, 184 S, 194 F, 194 S	MF 200 Series 233, 253, 254, 254 S, 263T, 264T, 264T S, 273, 274, 274 S/ SK, 283, 284, 293, 294, 294S	MF 333, 334 V, 353, 353 LX S, 354 AQ/FO/SO/MQ, 354 F/S/M, 354 SP- AP-GE, 363, 363 LX S, 364 AQ/FO/ SO/MQ, 364 F/S/M, 364 SP-AP-GE, 373, 373 LX S, 374 AQ/FO/SO/ VQ, 374 F/H/S/M, 374 SP-AP-GE, 376 C/CF/XCF, 377, 383, 383 LX S, 384 AQ/FO/SO/MQ, 384 F/S/M, 384 SP-AP-GE, 387, 393, 393 LX TLX/ S, 394 AQ/FO/SO, 394 F/H/S, 394 SP-AP-GE, 394T AQ, 396C/ CF/ CT, 397, 397T			
3910280M91	Disc Lining Kit	MF 154, 174, 184, 194,	MF 254, 254 S, 274, 274 S, 284 S, 294S				

*Part number is used in other MF-series models.



Part Number	Description	MF 100 (IT) Series	MF 200 (IT) Series	MF 300 (IT) Series	MF 1000 (IT) Series	MF 3300 (IT) Series	MF 3400 (IT) Series
3910292M91* ⁽⁵⁶⁾	Brake Lining Kit Dry Brakes	MF 154, 154S, 174, 174S, 184S	MF 234S, 254, 254S, 274, 274S, 294S				
0.015.4482.2	Brake Disc					MF 3300 (SDF) Series	MF 3400 (SDF) Series
Brake Linkage							
974717M1 ⁽⁵⁷⁾	Spring	MF 154, 154 S, 174, 174 S, 184, 184 S, 194	MF 234 S, 254, 254 S, 274, 274 S, 284 S, 294S				
3304655M4	Rod	MF 134 V, 154 F, 154 S, 154 V, 164T/ F/SV, 174 F, 174 S, 174 V, 184 F, 184 S, 194 F, 194 S	MF 233, 253, 254, 254S, 263T, 264T, 264T S, 273, 274, 274 S/ SK, 283, 284, 293, 294, 294S	MF 333, 334 V, 353, 353/ LX/ S, 354 AQ/FO/SO/VQ, 354 F/SV, 354 SP-PP-AP-GE, 363, 363/ LX/ S, 364 AQ/FO/SO/VQ, 364 F/SV, 364 SP-PP-AP-GE, 373, 373 LX/ S, 374 AQ/FO/SO/VQ, 374 FH/SV, 374 SP-PP-AP-GE, 377, 383, 383/ LX/ S, 384 AQ/FO/SO/VQ, 384 F/SV, 384 SP-PP-AP-GE, 387, 393, 393/ LX/ TL/ X/ S, 394 AQ/FO/SQ, 394 F/H/ S, 394 SP-PP-AP-GE, 394T AQ, 397, 397T			
3304907M91	Brake Pedal Cross Shaft		MF 233, 253, 254, 263T, 264T, 273, 274, 283, 284, 293, 294	MF 333, 353, 353 S, 363, 363 S, 373, 373 S, 383, 383 S, 393, 393 S			
3304998M91 ⁽⁵⁸⁾	Brake Pedal Cross Shaft		MF 254, 264T, 274, 284, 294	MF 333, 353, 363, 373, 383, 393			
General							
183462M1*	Cover - Brake Pull Rod Dry Brakes	MF 154, 154S, 174, 174S, 184, 184S, 194	MF 234S, 254, 254S, 274, 274S, 284S, 294S				
1860959M1*	Seal Wet Brakes	MF 134 V, 154 F, 154 S, 154 V, 164T/ F/SV, 174 F, 174 S, 174 V, 184 F, 184 S, 194 F, 194 S	MF 233, 253, 254, 254S, 263T, 264T, 264T S, 273, 274, 274 S/ SK, 283, 284, 294, 294S	MF 333, 334 V, 353, 353 LX/ S, 354 AQ/FO/SO/VQ, 354 F/SV, 354 SP-PP-AP-GE, 363, 363 LX/ S, 364 AQ/FO/SO/VQ, 364 F/SV, 364 SP-PP-AP-GE, 373, 373 LX/ S, 374 AQ/FO/SO/VQ, 374 FH/SV, 374 SP-PP-AP-GE, 377, 383, 383 LX/ S, 384 AQ/FO/SO/VQ, 384 F/SV, 384 SP-PP-AP-GE, 387, 393, 393 LX/ TL/ X/ S, 394 AQ/FO/SQ, 394 F/H/ S, 394 SP-PP-AP-GE, 394T AQ, 397, 397T	MF 1000 Series		

*Part number is used in other MF series models.



Part Number	Description	MF 100 (IT) Series	MF 200 (IT) Series	MF 300 (IT) Series	MF 1000 (IT) Series	MF 3300 (IT) Series	MF 3400 (IT) Series
Master Cylinder							
1810596M91*	Repair Kit - Master Cylinder Girling		MF 274 SK, 294 S		MF 1000 Series		
1810714M91*	Repair Kit - Master Cylinder Automotive	MF 134 V, 154 F, 154 S, 154 V, 164T/F/S/V, 174 F, 174 S, 174 V, 184 F, 184 S, 194 F, 194 S	MF 264T S				
1810748M91	Master Cylinder Seal Kit			MF 377, 387, 397, 397T	MF 1000 Series		
1874957M91*	Brake Master Cylinder Girling		MF 274 SK, 294 S		MF 1000 Series		
3301382M93	Master Cylinder Assembly		MF 254S, 264T S, 274S				
3302129M91	Master Cylinder Repair Kit	MF 134 V, 154 F, 154 S, 154 V, 164T/F/S/V, 174 F, 174 S, 174 V, 184 F, 184 S, 194 F, 194 S	MF 254S, 264T S, 274S	MF 334 V, 354 F/S/V, 364 F/S/V, 374 F/H/S/V, 377, 384 F/S, 387, 394 F/H/S, 397, 397T			
3303732M92	Brake Master Cylinder	MF 134 V, 154 F, 154 S, 154 V, 164T/F/S/V, 174 F, 174 S, 174 V, 184 F, 184 S, 194 F, 194 S		MF 334 V, 354 F/S/V, 364 F/S/V, 374 F/H/S/V, 384 F/S, 394 F/H/S			
3305623M92	Master Cylinder Assembly		MF 274SK, 284S, 294S	MF 377, 387, 397, 397T			
3310352M91	Master Cylinder Repair Kit	MF 134V, 154 F, 154 S, 154 V, 164T/F/S/V, 174 F, 174 S, 174 V, 184 F, 184 S, 194 F, 194 S		MF 334 V, 354 F/S/V, 364 F/S/V, 374 F/H/S/V, 384 F/S, 394 F/H/S			
3537810M91	Brake Master Cylinder			MF 354 AO/FQ/SQ/VQ, 354 V, 354 SP-PP-AP-GE, 364 AO/FQ/SQ/VQ, 364 V, 364 SP-PP-AP-GE, 374 AO/FQ/SQ/VQ, 374 V, 374 SP-PP-AP-GE, 384 AO/FQ/SQ/VQ, 384 V, 384 SP-PP-AP-GE, 394 AO/FQ/SQ, 394 SP-PP-AP-GE, 394T AQ			

*Part number is used in other MF series models.



Part Number	Description	MF 100 (IT) Series	MF 200 (IT) Series	MF 300 (IT) Series	MF 1000 (IT) Series	MF 3300 (IT) Series	MF 3400 (IT) Series
Pistons							
0.008.5272.0/1	Brake Piston					MF 3300 Series	MF 3400 Series
2.1539.118.0	O Ring					MF 3300 Series	MF 3400 Series
2.1539.177.0	O Ring					MF 3300 Series	MF 3400 Series
Slave Cylinder							
785625M92	Slave Cylinder Assembly		MF 284S, 294S		MF 1000 Series		
1810573M91	Slave Cylinder Repair Kit		MF 284S, 294S		MF 1000 Series		
1810796M91	Slave Cylinder Repair Kit	MF 154 F/S, 174 F, 184 F, 194 F	MF 274SK, 294S	MF 334 V, 354 F/S/V, 364 F/S/V, 374 F/H/S/V, 384 F/S, 394 F/H/S			
3302114M91	Slave Cylinder Repair Kit	MF 134V, 154 F, 154 S, 154 V, 164T/F/S/V, 174 F, 174 S, 174 V, 184 F, 184 S, 194 F, 194 S	MF 254S, 264T S, 274S/ SK, 294S	MF 334 Y, 354 F/S/V, 364 F/S/V, 374 F/H/S/V, 377, 384 F/S, 387, 394 F/H/S, 397, 397T			
Trailer Brakes							
3616259M1*	Plug - Trailer Brake Coupler	MF 154 F, 154 S, 164T F/S, 174 F, 174 S, 184 F, 184 S, 194 F, 194 S	MF 264T, 264T S, 284, 294	MF 333, 353, 353 LX / S, 354 AQ/FQ/SQ/VQ, 354 F/S, 354 SP-PP-AP-GE, 363, 363 LX / S, 364 AQ/FQ/SQ/VQ, 364 F/S, 364 SP-PP-AP-GE, 373, 373 LX / S, 374 AQ/FQ/SQ/VQ, 374 F/H/S, 374 SP-PP-AP-GE, 377, 383, 383 LX / S, 384 AQ/FQ/SQ/VQ, 384 F/S, 384 SP-PP-AP-GE, 387, 393, 393 LX/S/TLX, 394 AQ/FQ/SQ, 394 F/H/S, 394 SP-PP-AP-GE, 394T AQ, 397, 397T	MF 1000 Series		

*Part number is used in other MF series models.

10+ | CLUTCH





Part Number	Description	TE 20, FE 35, MF 35, MF 35X, MF 65	MF 100 (UK) Series	MF 100 (FR) Series	MF 200 (UK & FR) Series	MF 200 (TR) Series	MF 300 Series	MF 500 Series	MF 600 Series
Clutch Cables									
3699303M92 ①	Cable - Clutch Operating Hi-Line Cab						MF 362, 365, 375, 390, 390T, 398, 399 399 - 1006.6		
3699304M92 ①	Cable - Clutch Operating Lo-Profile Cab						MF 362, 365, 375, 390, 390T, 398		
Cover Assembly									
353430X1* ②	Nut - Release Lever Adjusting Screw	TE 20, FE 35, MF 35, MF 35X, MF 65	MF 135, 148, 165, 175, 175S, 185, 188	MF 130, 133, 135, 135MKII, 135V, 140, 145MKII, 145V/S, 148MKII, 152, 152MKII, 152F/S/V, 155, 158, 158MKII, 158F/S/V, 165, 165MKII, 168, 168MKII, 168F/S	MF 200 Series	MF 200 (TR) Series	MF 340, 342, 350, 352, 355, 360, 362, 365, 375, 375E, 390, 390E, 390T, 398	MF 500 Series	MF 600 Series
886396M1* ③	Coil Spring Red	MF 35, MF 35X, MF 65 A3.152	MF 135, 148, 165, 175, 175S, 178, 185, 188	MF 155, 158, 158MKII, 158F/S/V, 165, 165MKII, 168, 168MKII, 168F/S, 185, 188	MF 230, 240, 250, 255, 260, 265, 275, 285, 290	MF 200 (TR) Series	MF 340, 342, 350, 352, 362, 365, 375, 390, 390T, 398, 399	MF 565, 575, 590	MF 675, 690
887892M1*	Bolt	MF 35, MF 35X, MF 65	MF 100 (UK) Series	MF 133/135 MKII/135V, 135/148MKII/135/145V/S, 145MKII/145V, 148, 152, 152MKII/152F/S/V, 155, 158, 158MKII/158F/S/V, 165/168/185/188, 165MKII/178	MF 230, 235, 240, 245, 250, 255, 260, 265, 275, 285, 290	MF 200 (TR) Series	MF 340, 342, 350, 352, 355, 360, 362, 365, 375, 375E, 390, 390E	MF 550, 560, 565, 575, 590	MF 675, 690
887897M1* ④	Pin		MF 135, 148, 165, 168, 175, 178, 185, 188	MF 133/135 MKII/135 V, 135/148 MKII/135/145 V/S, 145 MKII/145 V, 152, 152 MKII/152 F/S/V, 155, 158, 158 MKII/158 F/S/V, 165/168/185/188, 165 MKII/178, 168 MKII/168 F/S	MF 200 Series	MF 200 (TR) Series	MF 342, 352, 362, 365, 375, 375E, 390, 390E, 390T, 398, 399	MF 500 Series	MF 600 Series

*Part number is used in other MF series models. ○ image of part shown on page 29.



Part Number	Description	TE 20, FE 35, MF 35, MF 35X, MF 65	MF 100 (UK) Series	MF 100 (FR) Series	MF 200 (UK & FR) Series	MF 200 (TR) Series	MF 300 Series	MF 500 Series	MF 600 Series
887902M1 (5)	Plate		MF 135, 148, 165, 168, 178, 185, 188	MF 133/ 135 MKII/ 135 V, 135/ 148 MKII/ 135/ 145 V/S, 145 MKII/ 145 V, 145, 148, 152, 152 MKII/ 152 F/SV, 155, 158, 158 MKII/ 158 S, 165/ 168/ 185/ 188, 165 MKII/ 178, 168 MKII/ 168 F/S	MF 230, 235, 240, 245, 250, 255, 260, 265, 275, 285, 290	MF 200 (TR) Series	MF 340, 342, 350, 352, 355, 360, 362, 365, 375, 375E, 390, 390E	MF 550, 560, 565, 575, 590	MF 675, 690
887903M1	Plate		MF 135, 148, 165, 168, 178, 185, 188	MF 133/ 135 MKII/ 135 V, 135/ 148 MKII/ 135/ 145 V/S, 145 MKII/ 145 V, 145, 148, 152, 152 MKII/ 152 F/SV, 155, 158, 158 MKII/ 158 S, 165/ 168/ 185/ 188, 165 MKII/ 178, 168 MKII/ 168 F/S	MF 230, 235, 240, 245, 250, 255, 260, 265, 275, 285, 290	MF 200 (TR) Series	MF 340, 342, 350, 352, 355, 360, 362, 365, 375, 375E, 390, 390E	MF 550, 560, 565, 575, 590	MF 675, 690
887910M1	Spring		MF 135, 148, 165, 168, 178, 185, 188	MF 133/ 135 MKII/ 135 V, 135/ 148 MKII/ 135/ 145 V/S, 145, 145 MKII/ 145 V, 152, 152 MKII/ 152 F/SV, 155, 158, 158 MKII/ 158 F/SV, 165/ 168/ 185/ 188, 165 MKII/ 178, 168 MKII/ 168 F/S	MF 200 Series	MF 230, 240, 240S, 265S, 285S	MF 375E, 390E	MF 500 Series	MF 600 Series
891826M1	Pin	FE 35, MF 35, MF 35X, MF 65	MF 100 (UK) Series	MF 100 (FR) Series	MF 200 Series	MF 230, 240, 240S, 265S, 285S	MF 375E, 390E	MF 500 Series	MF 600 Series
894131M92	Cover Assembly Dual Clutch	FE 35, MF 35	MF 135 (Petrol Engine)						
899817M1 (6)	Link	MF 65	MF 135, 165, 175, 175S, 178	MF 130, 133, 135, 145, 165 MKII/ 178	MF 200 Series				
1753751M2* (7)	Washer	MF 35, MF 35X, MF 65	MF 100 (UK) Series	MF 100 (FR) Series	MF 200 Series	MF 200 (TR) Series	MF 342, 352, 362, 365, 375, 375E, 390, 390E, 390T, 398, 399	MF 500 Series	MF 600 Series
1808749V94 (8)	Cover Assembly							MF 592, 595, 595MKII	
1810909M91	Plate Kit		MF 135, 148, 165, 168, 175, 178, 185, 188	MF 152, 158	MF 200 Series		MF 365, 375, 390	MF 550, 565, 575, 590	MF 675, 690
1860160M1	Pin		MF 135, 165, 175, 178						
3147178M1* (9)	Adjusting Screw - Release Lever	MF 35, MF 35X, MF 65	MF 135, 165, 175, 175S, 178, 185, 188	MF 135, 135MKII, 135V, 140, 145MKII, 145V/S, 148MKII, 152, 152MKII, 152F/SV, 155, 158, 158MKII, 158F/SV, 165, 165MKII, 168, 168MKII, 168F/S	MF 230, 235, 240, 245, 250, 255, 260, 265, 275, 285, 290, 298	MF 200 (TR) Series	MF 342, 362, 365, 375, 375E, 390, 390E, 390T, 398, 399	MF 500 Series	MF 675, 690, 698, 698T, 699

*Part number is used in other MF series models. ○ image of part shown on page 29.



Part Number	Description	TE 20, FE 35, MF 35, MF 35X, MF 65	MF 100 (UK) Series	MF 100 (FR) Series	MF 200 (UK & FR) Series	MF 200 (TR) Series	MF 300 Series	MF 500 Series	MF 600 Series
3599463M92	Clutch Cover Assembly 12"/10" Dual Clutch - Fine Spline		MF 135, 148	MF 133, 135, 145MkII, 145SV, 152, 152MkII, 152F/SV, 155, 158	MF 230, 235, 240, 245, 250, 255	MF 230, 240, 240S	MF 340, 342, 350	MF 550	
3599491M92	Clutch Cover Assembly 12" Split Torque - Fine Spline		MF 135, 148	MF 133, 135, 140, 152, 152MkII, 152F/SV, 155, 158	MF 240, 250, 255		MF 340, 350	MF 550	
3599496M93*	Clutch Cover Assembly 12" Split Torque - Fine Spline		MF 185, 188	MF 165, 168	MF 285, 290	MF 285S, 290	MF 342, 352, 390	MF 590	MF 690
3610268M92	Clutch Cover Assembly 12"/10" Dual Clutch - Fine Spline		MF 185, 188	MF 165, 168, 185, 188	MF 285, 290 290 <A19365	MF 285S, 290	MF 390, 390E	MF 590	MF 690
3610269M92*	Clutch Cover Assembly 12" Split Torque - Fine Spline		MF 165, 168	MF 155, 158, 158MkII, 158F/SV, 168, 168MkII, 168F/S	MF 260, 265, 275	MF 240, 265S, 275		MF 560, 565, 575	MF 675
3610271M92	Clutch Cover Assembly 12"/10" Dual Clutch - Fine Spline		MF 165, 168	MF 155, 158, 158MkII, 158S	MF 260, 265, 275	MF 240, 265S, 275	MF 355, 360, 362, 365, 375, 375E	MF 560, 565, 575	MF 675
3611298M92	Cover Assembly						MF 352		
3620401M91	Clutch Cover Assembly Dual Clutch 11" / 9"	MF 35, MF 35X	MF 135						
3620402M91	Clutch Cover Assembly 12"/10" Dual Clutch	MF 65	MF 165						
3620408M91	Clutch Cover Assembly 12" / 10" Dual Clutch - Coarse Spline		MF 165, 178, 185, 188	MF 155, 158, 165MkII					
3701002M91	Clutch Cover Assembly 12" Split Torque - Cerametallic				MF 275, 290 A19366 >		MF 375, 375E, 390		
3701003M92	Clutch Cover Assembly 12" / 10" Dual Clutch - Cerametallic				MF 275, 290 A19366 >		MF 375, 375E, 390		

*Part number is used in other MF series models. image of part shown on page 29.

Part Number	Description	TE 20, FE 35, MF 35, MF 35X, MF 65	MF 100 (UK) Series	MF 100 (FR) Series	MF 200 (UK & FR) Series	MF 200 (TR) Series	MF 300 Series	MF 500 Series	MF 600 Series
3900546M91* 	Repair Kit - Release Levers, Pins and Hardware		MF 100 (UK) Series	MF 100 (FR) Series	MF 230, 240, 250, 275, 290	MF 200 (TR) Series	MF 300 Series	MF 500 Series	MF 600 Series
3909535M91*	Lever - Clutch Release		MF 135, 148, 165, 175, 178, 185, 188	MF 133, 135MKIII, 135V, 145MKIII, 145V/S, 152, 152MKIII, 152F/S/V, 155, 158, 158MKIII, 158F/S/V, 165, 168, 168MKIII, 168F/S/V, 185, 188	MF 230, 235, 240, 245, 250, 255, 260, 265, 275, 285, 290	MF 200 (TR) Series	MF 390, 390E, 398, 399	MF 500 Series	MF 600 Series
3909540M91	Cover Assembly				MF 298			MF 592, 595, 595MKII	MF 698
3909541M91	Cover Assembly						MF 375, 390, 390T, 398, 399 (A6.354.4)		MF 698T, 699
3909542M91*	Clutch Cover Assembly 13" Split Torque - Cerametallic						MF 375, 390, 390T, 398, 399 (1006.6)		
3900607M1*	Pressure Plate						MF 375, 390, 390T, 398, 399 (1006.6)		
3909534M1*	Pressure Plate				MF 275, 290		MF 362, 365, 375, 375E, 390, 390E		
3909539M91*	Pressure Plate		MF 135, 148, 165, 168, 178, 185, 188	MF 133/ 135 MKIII/ 135 V, 135/ 148 MKIII/ 135/ 145 V/S, 145, 145 MKIII/ 145 V, 152, 152 MKIII/ 152 F/S/V, 155, 158, 158 MKIII/ 158 F/S/V, 165/ 168/ 185/ 188, 165 MKIII/ 178, 168 MKIII/ 168 F/S	MF 230, 235, 240, 245, 250, 255, 260, 265, 275, 285, 290	MF 200 (TR) Series	MF 340, 342, 350, 352, 355, 360, 362, 365, 375, 375E, 390, 390E	MF 550, 560, 565, 575, 590	MF 675, 690
3909530M91	Pressure Plate Kit	MF 35, MF 35X, MF 65	MF 135, 165, 175, 175S, 178	MF 130, 165 MKIII/178					
3909532M91	Cover		MF 135, 148, 165, 168, 178, 185, 188	MF 133/ 135 MKIII/ 135 V, 135/ 148 MKIII/ 135/ 145 V/S, 145, 145 MKIII/ 145 V, 152, 152 MKIII/ 152 F/S/V, 155, 158, 158 MKIII/ 158 S, 165/ 168/ 185/ 188, 165 MKIII/ 178	MF 230, 235, 240, 245, 250, 255, 260, 265, 275, 285, 290	MF 230, 240, 240S, 265S, 285S	MF 375E, 390E	MF 550, 560, 565, 575, 590	MF 675, 690
Discs									
8572 	Clutch Disc	TE 20 Petrol, V0 and L0 Engines							
8778	Clutch Disc	TE 20 20C Diesel Engine							
899971M92	Clutch Disc 11"	FE 35, MF 35 23C, Petrol, V0, L0	MF 135 Petrol Engine						
1688207M91	Driven Plate 13" Lined Disc - Sintered						MF 375, 390, 390T, 398, 399 - A6.354.4		MF 699

*Part number is used in other MF series models.  image of part shown on page 29.



Part Number	Description	TE 20, FE 35, MF 35, MF 35X, MF 65	MF 100 (UK) Series	MF 100 (FR) Series	MF 200 (UK & FR) Series	MF 200 (TR) Series	MF 300 Series	MF 500 Series	MF 600 Series
3478359M91	PTO Disc 10" - Fine Spline		MF 135, 148, 165, 168, 185, 188	MF 133, 135, 135MKIII, 135V, 140, 145, 145MKIII, 145SV, 152, 152MKIII, 152F/SV, 158, 158MKIII, 158F/SV, 165, 168, 185, 188	MF 235, 240, 245, 250, 255, 260, 265, 275, 285, 290	MF 230, 240, 240S, 265S, 285S	MF 340, 342, 350, 352, 355, 360, 362, 365, 375, 375E, 390E, 390	MF 565, 575, 590	MF 675, 690
3599460M92* (14)	Driven Plate 12" Lined Disc - Spring Centre						MF 342, 350, 352, 355, 360, 362, 365, 375, 390		
3599462M92*	Driven Plate 12" Lined Disc - Coarse Spline-Solid Centre		MF 135, 148, 165, 168, 175, 178, 185, 188	MF 133, 135MKIII, 135V, 145MKIII, 145V/S, 152, 152MKIII, 152F/SV, 155, 158, 158MKIII, 158F/SV, 165, 168, 168MKIII, 168F/SV, 185, 188	MF 230, 235, 240, 245, 250, 255, 260, 265, 275, 290 230/240 < C17002 275/290 < A19365	MF 230, 240, 240S, 265S, 285S	MF 340, 375E, 390E	MF 550, 560, 565, 575, 590	MF 675, 690
3610274M92	Driven Plate 12" Lined Disc - Fine Spline - Solid Centre				MF 230, 240 C17003 >	MF 200 (TR) Series	MF 342, 350, 355, 360, 362, 365, 375, 390		
3620400M92	Driven Plate 12" Lined Disc							MF 592, 595, 595MKII	
3620409M91	PTO Disc 10" - Coarse Spline		MF 135, 148, 165, 175, 178, 185, 188	MF 133, 135, 140, 152, 155, 158, 165, 165MKIII, 168, 185, 188	MF 240, 250, 250, 265, 275, 290	MF 265S, 285S		MF 565, 575, 590	MF 675, 690
3620410M92	Clutch Disc 11"	MF 35, MF 35X, MF 65 A3.152	MF 135, 165, 175, 175S, 178	MF 133, 135, 140, 145, 165, 165MKIII, 178					
3620411M91	PTO Clutch Disc 9" Dual Clutch	FE 35, MF 35, MF 35X, MF 65	MF 135, 165, 175, 175S, 178	MF 133, 135, 140, 145, 165, 165MKIII, 178					
3701008M91* (15)	Driven Plate 12" Cerametallic Disc - Solid Centre				MF 275, 290 C17003 >		MF 362, 365, 375, 390		
3701009M91*	Driven Plate 12" Cerametallic Disc - Spring Centre						MF 362, 365, 375, 390		

*Part number is used in other MF series models. ○ image of part shown on page 29.

Part Number	Description	TE 20, FE 35, MF 35, MF 35X, MF 65	MF 100 (UK) Series	MF 100 (FR) Series	MF 200 (UK & FR) Series	MF 200 (TR) Series	MF 300 Series	MF 500 Series	MF 600 Series
3701011M91*	Clutch Disc 13" Cerametallic - Spring Centre						MF 375, 390, 390T, 398, 399 399 - 1006.6		
3762356M91* ⁽¹⁶⁾	Clutch Disc 13" Cerametallic - Spring Centre - with 18 x 6 Syncro Manual Transmission						MF 390T, 398, 399 399 - 1006.6		
Flywheel									
731192M1*	Tabwasher	MF 35, MF 35X, MF 65	MF 100 (UK) Series	MF 133/135 MKII/135 V, 135/148 MKIII/135/145 V/S, 145, 145 MKII/145 V, 152, 152 MKII/152 F/S/V, 155, 158, 158 MKII/158 F/S/V, 165/168/185/188, 165 MKIII/178, 168 MKII/168 F/S	MF 235, 240, 245, 250, 255, 260, 265, 275, 290, 298			MF 500 Series	MF 698
825452M1	Ring Gear	TE 20, FE 35, MF 35	MF 135 (Petrol Engine)	MF 133, 135, 133 / 135MKII/135V, 135/148MKII/135/145 V/S, 145, 145MKII/145V, 152, 152MKII/152F/S/V, 155, 158, 158MKII, 168F/S/V, 165MKII/178, 165/168/185/188, 168, 168 MKII/168 F/S					
3819719M1*	Ring Gear 115 teeth	MF 35, MF 35X - A3, 152 Engine, MF 65	MF 135, 148, 165, 168, 175, 175S, 185, 188		MF 230, 235, 240, 245, 250, 255, 260, 265, 275, 285, 290	MF 200 (TR) Series	MF 300 Series	MF 550, 560, 565, 575, 590	MF 675, 690, 698T
General									
1861032M92	Rod		MF 165, 168, 175, 175S, 178, 185, 188	MF 165 MKII/178	MF 265, 275, 290	MF 265S, 275, 285S, 290	MF 375E, 390E		
1861169M1 ⁽¹⁷⁾	Clutch Pedal	MF35, MF 35X	MF 135, 148	MF 133/135 MKII/135 V, 135/148 MKII/135/145 V/S, 145 MKII/145 V, 152, 152 MKII/152 F/S/V, 155, 158, 158 MKII/158 F/S/V, 168 MKII/168 F/S	MF 230, 235, 240	MF 230, 240, 240S			
Pilot Bearings									
828123M2* ⁽¹⁸⁾	Pilot Bearing - Flywheel	FE 35, MF 35, MF 35X, MF 65	MF 100 (UK) Series	MF 133, 135, 133/135 MKII/135 V, 135/148 MKII/135/145 V/S, 145, 145 MKII/145 V, 148, 152, 152 MKII/152 F/S/V, 155, 158, 158 MKII/158 F/S/V, 165/168/185/188, 165 MKII/178, 168 MKII/168 F/S	MF 200 Series	MF 200 (TR) Series	MF 300 Series	MF 500 Series	MF 600 Series

*Part number is used in other MF series models. ○ image of part shown on page 29.




Part Number	Description	TE 20, FE 35, MF 35, MF 35X, MF 65	MF 100 (UK) Series	MF 100 (FR) Series	MF 200 (UK & FR) Series	MF 200 (TR) Series	MF 300 Series	MF 500 Series	MF 600 Series
886719M1	Fork - Clutch Release Bearing Carrier	MF 35, MF 35X, MF 65 Dual Clutch	MF 100 (UK) Series	MF 133, 135, 133V, 133V, 135V, 135V, 148 MKIII/135V, 135V, 145, 145, 145 MKIII/145 V, 148, 152, 152 MKIII/152 F/SA, 155, 158, 158 MKIII/158 F/SA, 165/168/185/188, 165 MKIII/178, 168 MKIII/168 F/S	MF 200 Series	MF 200 (TR) Series			
886727T4* ⁽¹⁹⁾	Carrier	FE 35, MF 35, MF 35X, MF 65	MF 135, 148, 165, 168, 175, 178, 185, 188	MF 133/135 MKIII/135 V, 135/148 MKIII/135V/145 V/S, 145, 145 MKIII/145 V, 152, 152 MKIII/152 F/SA, 155, 158, 158 MKIII/158 F/SA, 165/168/185/188, 165 MKIII/178, 168 MKIII/168 F/S	MF 200 Series	MF 200 (TR) Series	MF 340, 342, 350, 352, 355, 360, 362, 365, 375, 375E, 390, 390E, 390T, 398, 399	MF 500 Series	MF 600 Series
892862M3 ⁽²⁰⁾	Clutch Release Bearing	MF 35, MF 35X, MF 65	MF 100 (UK) Series	MF 100 (FR) Series	MF 200 Series	MF 200 (TR) Series	MF 340, 342, 350, 352, 355, 360, 362, 365, 375, 375E, 390, 390E, 390T, 398, 399	MF 500 Series	MF 600 Series
1867690M2 ⁽²¹⁾	Return Spring - Clutch Release Bearing	FE 35, MF 35, MF 35X, MF 65	MF 100 (UK) Series	MF 130, 133, 135, 133V, 135 MKIII/135 V, 135V/148 MKIII/135/145 V/S, 145, 145, 145 MKIII/145 V, 148, 152, 152 MKIII/152 F/SA, 155, 158, 158 MKIII/158 F/SA, 165/168/185/188, 165 MKIII/178, 168 MKIII/168 F/S	MF 200 Series	MF 200 (TR) Series	MF 340, 342, 350, 352, 355, 360, 362, 365, 375, 375E, 390, 390E, 390T, 398, 399	MF 500 Series	MF 600 Series
3700450M1*	Spring - Clutch Release Bearing Carrier Cable operated Clutch						MF 362, 365, 375, 390, 390T, 398, 399		
3700527M1* ⁽²²⁾	Clutch Release Bearing Cable operated Clutch						MF 362, 365, 375, 390, 390T, 398, 399		

Release Bearings

*Part number is used in other MF series models. ○ image of part shown on page 29.



1



2



3



4




5



6



7



8



9



10



11




12




13



14



15



16




17



18



19



20



21



22




23




24



Part Number	Description	MF 2000/5 Series	MF 3000 Series	MF 3100 Series	MF 3600 Series	MF 4200 Series	MF 4300 Series	MF 5400 (Tier 2) Series	MF 6100 Series	MF 6200 Series	MF 6400 (Tier 2) Series	MF 8100 Series	MF 8200 Series
Clutch Cables													
3813542M92 	Cable - Clutch Operating					MF 4225, 4235, 4240, 4245, 4255, 4265	MF 4325, 4335, 4345, 4355						
3813543M92	Cable - Clutch Operating					MF 4225, 4235, 4240, 4245, 4255, 4265	MF 4325, 4335, 4345, 4355						
Cover Assembly													
353430X1*	Nut - Release Lever Adjusting Screw					MF 4215, 4220, 4225, 4235, 4240, 4245, 4255, 4260, 4265, 4270	MF 4315, 4320, 4325, 4335, 4345, 4355, 4360, 4370						
886396M1*	Coil Spring Red					MF 4215, 4220, 4225, 4235, 4240	MF 4315, 4320, 4325, 4335						
887897M1*	Pin					MF 4200 Series	MF 4300 Series						
1753751M2*	Washer					MF 4215, 4220, 4225, 4235, 4240	MF 4315, 4320, 4325, 4335						
3147178M1*	Adjusting Screw - Release Lever					MF 4215, 4220, 4225, 4235, 4240, 4245, 4255, 4260, 4265, 4270	MF 4315, 4320, 4325, 4335, 4345, 4355, 4360, 4370						
3311496M91*	Cover				MF 3670, 3680, 3690								

*Part number is used in other MF series models.  image of part shown on page 29.

Part Number	Description	MF 2000/5 Series	MF 3000 Series	MF 3100 Series	MF 3600 Series	MF 4200 Series	MF 4300 Series	MF 5400 (Tier 2) Series	MF 6100 Series	MF 6200 Series	MF 6400 (Tier 2) Series	MF 8100 Series	MF 8200 Series
3599496M93*	Clutch Cover Assembly Fine Spline					MF 4215	MF 4315, 4320						
3618886M1	Clutch Cover Assembly		MF 3085, 3095	MF 3115, 3120, 3125									
3619005M00	Cover and Disc Assembly			MF 3115, 3125									
3712834M1 	Cover Assembly	MF 2000/5 Series			MF 3610, 3630, 3635, 3645, 3650, 3670, 3690								
3713267M00	Cover and Disc Assembly	MF 2000/5 Series			MF 3610, 3630, 3635, 3645, 3650, 3655, 3670								
3713531M1	Clutch Cover Assembly		MF 3050, 3060, 3065, 3075										
3713903M91	Cover and Disc Assembly		MF 3050, 3060, 3065, 3070, 3075, 3080, 3085, 3090, 3095										
3900607M1*	Pressure Plate					MF 4225, 4235, 4240, 4245, 4255, 4260, 4265, 4270	MF 4345, 4355, 4360, 4365, 4370						
3909534M1*	Pressure Plate					MF 4220, 4225, 4235, 4240	MF 4320, 4325, 4335						
3909539M91*	Pressure Plate					MF 4215	MF 4315, 4320						
3909542M91*	Clutch Cover Assembly 13" Cerametallic					MF 4225, 4235, 4240, 4245, 4255, 4260, 4265, 4270	MF 4345, 4355, 4360, 4365, 4370						
3900546M91*	Repair Kit - Release Levers, Pins and Hardware					MF 4200 Series	MF 4300 Series						
4303327M1	Clutch Cover Assembly							MF 5425, 5435, 5445, 5455, 5460, 5465					
Dampers													
3790734M3	Damper							MF 5465 With Power Shuttle	MF 6170, 6180, 6190	MF 6260, 6270, 6280, 6290	MF 6465, 6475, 6480		

*Part number is used in other MF series models.  image of part shown on page 29.



Part Number	Description	MF 2000/5 Series	MF 3000 Series	MF 3100 Series	MF 3600 Series	MF 4200 Series	MF 4300 Series	MF 5400 (Tier 2) Series	MF 6100 Series	MF 6200 Series	MF 6400 (Tier 2) Series	MF 8100 Series	MF 8200 Series
3792448M2 ⁽²⁵⁾	Shock Absorber									MF 6235, 6245, 6255, 6265	MF 6445, 6455, 6460, 6470		
3793648M1	Damper										MF 6485, 6490, 6495, 6497, 6499		MF 8210, 8220, 8240, 8250
4301337M1 ⁽²⁶⁾	Damper							MF 5425, 5435, 5445, 5455, 5460, 5470		MF 6235, 6245, 6255, 6265	MF 6445, 6455, 6460, 6470		
4304869M1	Damper with DYNA-6							MF 5465			MF 6465, 6475, 6480		

Discs

3599460M92*	Driven Plate 12" Lined Disc - Spring Centre					MF 4215	MF 4315, 4320						
3617346M1 ⁽²⁷⁾	Clutch Disc Dynashift		MF 3050, 3060, 3065, 3075, 3085, 3095	MF 3100 Series	MF 3635, 3645, 3655, 3670, 3690				MF 6100 Series	MF 6200 Series	MF 6400 Series	MF 8110, 8120, 8130, 8140, 8150, 8160	MF 8210, 8220, 8240, 8250
3618835M1	Driven Plate		MF 3050, 3060, 3065, 3075, 3085, 3095	MF 3100 Series									
3619155M1	Disc - Wet Clutch		MF 3050, 3060, 3065, 3075, 3085, 3095	MF 3120, 3125	MF 3635, 3645, 3655, 3670, 3690			MF 5425, 5435, 5445, 5455, 5460, 5465	MF 6100 Series	MF 6200 Series	MF 6400 Series	MF 8110, 8120, 8130, 8140, 8150, 8160	MF 8210, 8220, 8240, 8250
3619156M1	Plate - Wet Clutch		MF 3050, 3060, 3065, 3075, 3085, 3095	MF 3120, 3125	MF 3635, 3645, 3655, 3670, 3690			MF 5425, 5435, 5445, 5455, 5460, 5465	MF 6100 Series	MF 6200 Series	MF 6400 Series	MF 8110, 8120, 8130, 8140, 8150, 8160	MF 8210, 8220, 8240, 8250
3701008M91*	Driven Plate 12" Cerametallic Disc - Solid Centre					MF 4225, 4235, 4240	MF 4325, 4335						
3701009M91*	Driven Plate 12" Cerametallic Disc - Spring Centre					MF 4220, 4225, 4235, 4240	MF 4320, 4325, 4335						

*Part number is used in other MF series models. ○ image of part shown on page 35.

Part Number	Description	MF 2000/5 Series	MF 3000 Series	MF 3100 Series	MF 3600 Series	MF 4200 Series	MF 4300 Series	MF 5400 Series (Tier 2) Series	MF 6100 Series	MF 6200 Series	MF 6400 (Tier 2) Series	MF 8100 Series	MF 8200 Series
3701011M91* (28)	Clutch Disc 13" Cerametallic - Spring Centre					MF 4255, 4260, 4265, 4270	MF 4355, 4360, 4365, 4370						
3712841M1 (29)	Disc	MF 2000/5 Series			MF 3610, 3630, 3635, 3645, 3650, 3670, 3690								
3713266M1	Disc				MF 3670, 3680, 3690								
3762356M91*	Clutch Disc 13" Cerametallic - Spring Centre - with 18 x 6 Syncro Manual Transmission					MF 4240, 4255, 4260, 4265, 4270	MF 4355, 4360, 4365, 4370						
4306911M1	Disc							MF 5425, 5435, 5445, 5455, 5460, 5465					

Flywheel

339581X1	Bearing							MF 5400 Series	MF 6170, 6180, 6190	MF 6200 Series	MF 6445, 6455, 6460, 6465, 6470, 6475, 6480		
339583X1*	Bearing					MF 4225, 4235, 4240, 4245, 4255, 4260, 4265, 4270					MF 6485, 6490, 6495, 6497, 6499	MF 8110, 8120, 8130, 8140, 8150, 8160	MF 8200 Series
731192M1*	Tabwasher												
3033911M92	Flywheel	MF 2000/5 Series			MF 3610, 3630, 3645, 3650, 3655								
3779647M91	Flywheel	MF 2000/5 Series			MF 3610, 3630, 3650								
3819719M1*	Ring Gear 1 15 teeth		MF 3050, 3060, 3065, 3070, 3075			MF 4200 Series	MF 4300 Series	MF 5425, 5435, 5445, 5455, 5460	MF 6110, 6120, 6130, 6140, 6150	MF 6235, 6245, 6255, 6265	MF 6445, 6455, 6460, 6470		
V836659026	Ring Gear	MF 2000/5 Series	MF 3080, 3085, 3090, 3095	MF 3100 Series	MF 3600 Series			MF 5465, 5470,	MF 6160, 6170, 6180, 6190	MF 6260, 6270, 6280, 6290	MF 6465, 6475, 6480, 6485, 6490, 6495, 6497, 6499	MF 8100 Series	MF 8200 Series

General

3384387M1	Pressure Intake Wet Clutch, with Power Shuttle		MF 3000 Series	MF 3100 Series	MF 3600 Series			MF 5400 Series	MF 6100 Series	MF 6200 Series	MF 6400 Series	MF 8100 Series	MF 8200 Series
3793264M1	Non-Return Valve Wet Clutch, with Power Shuttle							MF 5425, 5435, 5445, 5455, 5460, 5465		MF 6200 Series	MF 6400 Series		MF 8210, 8220, 8240, 8250

*Part number is used in other MF series models. ○ image of part shown on page 35.




Part Number	Description	MF 2000/5 Series	MF 3000 Series	MF 3100 Series	MF 3600 Series	MF 4200 Series	MF 4300 Series	MF 5400 (Tier 2) Series	MF 6100 Series	MF 6200 Series	MF 6400 (Tier 2) Series	MF 8100 Series	MF 8200 Series
3795274M1	Spring - Speedshift Clutch	MF 2000/5 Series	MF 3000 Series	MF 3100 Series	MF 3600 Series			MF 5425, 5435, 5445, 5455, 5460, 5465	MF 6110, 6120, 6130, 6140, 6150, 6160, 6170, 6180	MF 6200 Series			
Master Cylinders													
1613986M4 ⁽³⁰⁾	Clutch Master Cylinder	MF 2000/5 Series	MF 3050, 3060, 3065, 3075, 3085, 3095	MF 3100 Series	MF 3600 Series				MF 6100 Series	MF 6200 Series		MF 8110, 8120, 8130, 8140, 8150, 8160	MF 8210, 8220, 8240, 8250
1642034M91 ⁽³¹⁾	Repair Kit - Clutch Master Cylinder	MF 2000/5 Series	MF 3050, 3060, 3065, 3075, 3085, 3095	MF 3100 Series	MF 3600 Series				MF 6100 Series	MF 6200 Series		MF 8110, 8120, 8130, 8140, 8150, 8160	MF 8210, 8220, 8240, 8250
3388831M4	Clutch Master Cylinder		MF 3000 Series	MF 3100 Series									
4277251M1	Master Cylinder Assembly							MF 5425, 5435, 5445, 5455, 5460, 5465					
Pilot Bearings													
828123M2*	Pilot Bearing - Flywheel					MF 4200 Series	MF 4300 Series						
Release Bearings													
886727T4*	Carrier						MF 4300 Series						
3384863M93 ⁽³²⁾	Clutch Release Bearing 16 Speed Mark 3 Transmission	MF 2000/5 Series	MF 3050, 3060, 3065, 3070, 3080, 3085, 3090, 3095		MF 3610, 3630, 3635, 3645, 3650, 3655, 3670								
3700450M1* ⁽³³⁾	Spring - Clutch Release Bearing Carrier Cable operated Clutch						MF 4300 Series						
3700527M1*	Clutch Release Bearing Cable operated Clutch						MF 4300 Series						
Slave Cylinders													
3580141M11	Slave Cylinder Assembly		MF 3050, 3060, 3065, 3070, 3080, 3085, 3090, 3095										

*Part number is used in other MF series models. ○ image of part shown on page 35.




25



26



27



28



29



30



31



32



33




34



35




36



37



38



39



40



41



42



43



44



45



46



47



48



Part Number	Description	MF 100 (IT) Series	MF 200 (IT) Series	MF 300 (IT) Series	MF 1000 (IT) Series	MF 3300 (IT) Series	MF 3400 (IT) Series
Bearings							
2.2999.475.0	Bearing					MF 3315F, 3315FE, 3315GE, 3315S, 3315V, 3325F, 3325FE, 3325GE, 3325S, 3325V, 3330F, 3330FE, 3330GE, 3330S, 3330V, 3340F, 3340FE, 3340GE, 3340S, 3340V, 3350F, 3350FE, 3350GE, 3350S, 3355F, 3355FE, 3355GE, 3355S	MF 3400 Series
Clutch Cables							
1427397M93	Cable		MF 274 SK, 284 S, 294 S	MF 377, 387, 397, 397T			
1427398M93	Cable		MF 274 SK, 284 S, 294 S	MF 377, 387, 397, 397T			
3301290M93	Cable				MF 1014		
3301291M93 ³⁴	Cable				MF 1014		
Cover Assembly							
353430X1*	Nut - Release Lever Adjusting Screw	MF 154F, 174F/S, 184F/S, 194F/S	MF 233, 253, 254, 254S, 263T, 264T, 264TS, 273, 274, 274S/SK, 283, 284, 293, 294, 294S	MF 333, 334V, 353, 353LX/S, 354F/S/V, 364F/S/V, 373, 373LX/S, 374F/S/V, 376C/CF/XCF, 377, 383, 383LX/S, 384F/S, 393, 393LX/LX/S, 394F/S/H, 396C/CF/CT, 397, 397T			
391924X1*	Bolt			MF 354 AQ/FO/SQ/MQ, 354 V, 364 SP-PP-AP-GE, 364 AQ/FO/SQ/MQ, 364 V, 364 SP-PP-AP-GE, 374 AQ/FO/SQ/MQ, 374 V, 374 SP-PP-AP-GE, 384 AQ/FO/SQ/MQ, 384 V, 384 SP-PP-AP-GE, 394 AQ/FO/SQ, 394 SP-PP-AP-GE, 394T AQ	MF 1014		
1426393M91 ³⁵	Linkage Kit						MF 1000 Series

*Part number is used in other MF series models. ○ image of part shown on page 35.

Part Number	Description	MF 100 (IT) Series	MF 200 (IT) Series	MF 300 (IT) Series	MF 1000 (IT) Series	MF 3300 (IT) Series	MF 3400 (IT) Series
1427880M91	Linkage Kit	MF 134C/V, 154, 154 C, 154 F, 154 S, 154 V, 164T/F/S/V, 174, 174 C, 174 F, 174 S, 174 V, 184, 184 F, 184 S, 194, 194 C, 194 F, 194 S	MF 233, 234 C/CF/S, 244 CF, 253, 254, 254 C/CF/S, 263T, 264T, 264T CF, 264T S, 273, 274, 274C/CF/S, 284, 284 S, 293, 294, 294C, 294S	MF 333, 334 V, 353, 353 S, 354 F/S/V, 363, 363 S, 364 CF, 364 F/S/V, 366 CF, 367 CF, 373, 373 LX S, 374 AQ/FO/SO/VQ, 374 FH/S/V, 374 SP-PP-AP-GE, 383, 384 S, 393, 394C, 394 H/S			
1427881M91 ³⁶	Linkage Kit	MF 134C/V, 154, 154 C, 154 F, 154 S, 154 V, 164T/F/S/V, 174, 174 C, 174 F, 174 S, 174 V, 184, 184 F, 184 S, 194, 194 C, 194 F, 194 S	MF 233, 234 C/CF/S, 244 CF, 253, 254, 254 C/CF/S, 263T, 264T, 264T CF, 264T S, 273, 274, 274C/CF/S, 284, 284 S, 293, 294, 294C, 294S	MF 333, 334 V, 353, 353 S, 354 F/S/V, 363, 363 S, 364 CF, 364 F/S/V, 366 CF, 367 CF, 373, 373 LX S, 374 AQ/FO/SO/VQ, 374 FH/S/V, 374 SP-PP-AP-GE, 383, 384 S, 393, 394C, 394 H/S			
3300000M99 ³⁷	Clutch Cover Assembly 1 1/2" Dual Clutch	MF 134C/V, 154, 154C/S/V, 164T F/S/V, 174, 174F/S/V	MF 234C/CF/S, 244CF, 254, 254C/CF/S, 263, 263T, 264T, 264TS, 264T CF, 274, 274SK	MF 353, 354F/S/V, 363, 364F/S/V, 373, 373S, 374 AQ/FO/SO/VQ, 374F/H/S/V, 374SP-PP-AP-GE			
3303137M95	Cover Assembly				MF 1000 Series		
3311398M91	Linkage Kit	MF 134 V, 154 F, 154 S, 154 V, 164T/F/S/V, 174 F, 174 S, 174 V, 184 F, 184 S, 184 S, 194 F, 194 S	MF 233, 234 C/CF/S, 244 CF, 253, 254, 254 C/CF/S, 263T, 264T, 264T CF, 264T S, 273, 274, 274C/CF/S, 284, 284 S, 293, 294, 294C, 294S	MF 333, 334 V, 353, 353 S, 354 F/S/V, 363, 363 S, 364 F/S/V, 364 CF, 373 S, 374 AQ/FO/SO/VQ, 374 F/H/S/V, 374 SP-PP-AP-GE, 377, 383 S, 384 F/S, 393 S, 394 F/H/S			
3311539M91	Linkage Kit	MF 134 V, 154, 154 F, 154 S, 154 V, 164T/F/S/V, 174, 174 F, 174 S, 174 V, 184, 184 F, 184 S, 194, 194 C, 194 F, 194 S	MF 233, 234 C/CF/S, 244 CF, 253, 254, 254 C/CF/S, 263T, 264T, 264T CF, 264T S, 273, 274, 274C/CF/S, 284, 284 S, 293, 294, 294C, 294S	MF 333, 334 V, 353, 353 S, 354 F/S/V, 363, 363 S, 364 F/S/V, 364 CF, 373 S, 374 AQ/FO/SO/VQ, 374 F/H/S/V, 374 SP-PP-AP-GE, 377, 383 S, 384 F/S, 393 S, 394 F/H/S, 394C			
3311496M91* ³⁸	Cover			MF 373, 373 S, 376 C, 377, 383, 383 S, 387, 393, 393 S, 396C/CT, 397, 397T			
3538592M93	Clutch Cover Assembly			MF 353, 353LX, 354AQ/FO/SO/VQ, 354F/S/V, 356CF, 363, 363LX, 364AQ/FO/SO/VQ, 364F/S/V, 364SP-PP-AP-GE, 366CF			
3540481M91	Cover Assembly				MF 1014		
3541015M92	Cover Assembly				MF 1014		
3547012M93 ³⁹	Clutch Cover Assembly 1 1/2" Dual Clutch			MF 373, 373LX/S, 374AQ/FO/SO/VQ, 374V, 374SP-PP-AP-GE, 376C, 377, 383, 383LX/S, 384AQ/FO/SO/VQ, 384V, 384SP-PP-AP-GE, 387, 393, 393LX/TLX/S, 394AQ/FO/SO, 394SP-PP-AP-GE, 396C/CT, 397, 397T			

*Part number is used in other MF series models. ○ image of part shown on page 35.



Part Number	Description	MF 100 (IT) Series	MF 200 (IT) Series	MF 300 (IT) Series	MF 1000 (IT) Series	MF 3300 (IT) Series	MF 3400 (IT) Series
3600242M91	Cover Assembly	MF 184, 184 F, 184 S, 194, 194 C, 194 S	MF 283, 284, 284 S, 293, 294, 294C, 294S	MF 367 CF, 376 C/CF/XCF, 377, 383, 383 LX/S, 384 AQ/FO/SO/VO, 384 F/S/V, 384 SP-FP-AP-GE, 393, 393 LX/S, 394 AQ/FO/SQ, 394 F/H/S, 394 SP-FP-AP-GE, 394C, 396 CF, 397, 397T			
3600243M91 ⁽⁴⁰⁾	Cover Assembly	MF 134 V, 154 F, 154 S, 154 V, 164 T/FV, 174 F, 174 S, 174 V	MF 233, 234 C/CF/S, 244 CF, 253, 254, 254 C/S, 263T, 264T, 264T CF, 264T S, 273, 274, 274C/CF/S/SK	MF 333, 334 V, 353, 353 S, 354 F/S/V, 363, 363 S, 364 F/S/V, 373, 373 LX/S, 374 AQ/FO/SO/VO, 374 F/H/S/V, 374 SP-FP-AP-GE			
3610269M92*	Clutch Cover Assembly Fine Spline		MF 253				
3909535M91*	Lever - Clutch Release		MF 253				
0.015.9285.3 ⁽⁴¹⁾	Cover Assembly					MF 3330F, 3330FE, 3330GE, 3330S, 3330V, 3340C, 3340F, 3340FE, 3340GE, 3340S, 3340V, 3350C, 3350F, 3350FE, 3350GE, 3350S, 3355C, 3355F, 3355FE, 3355GE, 3355S	MF 3435 C, 3435 CF, 3435 F, 3435 GE, 3435 S, 3435 V, 3445 C, 3445 CF, 3445 F, 3445 GE, 3445 S, 3445 C, 3455 CF, 3455 F, 3455 GE, 3455 S
0.015.9287.3	Cover Assembly					MF 3315F, 3315FE, 3315GE, 3315S, 3315V, 3325F, 3325FE, 3325GE, 3325S, 3325V	MF 3425 CF, 3425 F, 3425 GE, 3425 S, 3425 V
Discs							
1423472M2 ⁽⁴²⁾	Disc	MF 134CV, 154, 154C/F/S/V, 164T F/S/V, 174, 174C, 174F/S/VO, 184, 184F/S, 194, 194C, 194F/S	MF233, 234C/CF/S, 244CF, 253, 254, 254C/CF/S, 263T, 264T, 264T CF/S, 273, 274C/CF/S/SK, 283, 284, 284S, 293, 294, 294C/S	MF 333, 334V, 353, 353LX/S, 354AQ/FO/SO/VO, 354F/S/V, 356CF, 363, 363LX/S, 364AQ/FO/SO/VO, 364F/S/V, 373, 373LX/S, 374 AQ/FO/SO/VO, 374F/H/S/V, 376C/CF/XCF, 377, 383, 383LX/S, 384AQ/FO/SO/VO, 384F/H/S, 387, 393, 393LX/TLX/S, 394AQ/FO/SQ, 394F/H/S, 394SP/FP/AP/GE, 394C, 394T AQ, 396C/CF/CT, 397, 397T			

*Part number is used in other MF series models. ○ image of part shown on page 35.

Part Number	Description	MF 100 (IT) Series	MF 200 (IT) Series	MF 300 (IT) Series	MF 1000 (IT) Series	MF 3300 (IT) Series	MF 3400 (IT) Series
1424135M93 ⁽⁴³⁾	Disc	MF 134 V, 154 F, 154 S, 154 V, 164T/ F/V, 174 F, 174 S, 174 V, 184, 184 F, 184 S, 194, 194 C, 194 F, 194 S	MF 233, 234 C/CF/S, 244 CF, 253, 254, 254 C/CF/S, 263T, 264T, 264T CF, 264T S, 273, 274, 274C/CF/ S/ SK, 283, 284, 284 S, 293, 294, 294C, 294S	MF 353, 353 LX S, 354 AQ/FO/SQ/ VQ, 354 F/S/V, 354 SP-PP-AP-GE, 356 CF, 363, 363 LX/S, 364 AQ/FO/ SQ/VQ, 364 F/S/V, 364 SP-PP-AP-GE, 364 CF, 366 CF, 367 CF, 373, 373 LX/ S, 374 AQ/FO/SQ/VQ, 374 F/H/V, 374 SP-PP-AP-GE, 376 C/CF/XCF, 377, 383, 383 LX S, 384 AQ/FO/SQ/VQ, 384 F/S/V, 384 SP-PP-AP-GE, 393, 393 LX/S, 394 AQ/FO/SQ, 394 F/H/S, 394 SP-PP-AP-GE, 394C, 396 CF	MF 373, 373 LX S, 374 AQ/FO/SQ/ VQ, 374 V, 374 SP-PP-AP-GE, 376C, 377, 383, 383 LX/S, 384 AQ/FO/SQ/ VQ, 384 V, 384 SP-PP-AP-GE, 387, 393, 393 LX/ TLX S, 394 AQ/FO/SQ, 394 SP-PP-AP-GE, 394T AQ, 396C/ CT, 397, 397T		
1426390M94	Disc				MF 1000 Series		
3105232M93	Disc						
3105233M92 ⁽⁴⁴⁾	Disc						
3105367M92	Disc				MF 1014		
3311325M91	Clutch Disc	MF 184F/S, 194, 194C, 194F/S	MF 283, 284, 284S, 293, 294, 294C, 294S	MF 353S, 354S, 363S, 364S, 367CF, 373S, 374F/H/S/V, 376C/CF/XCF, 377, 383, 383 LX/S, 384 AQ/FO/SQ/ VQ, 384 F/S/V, 384 SP-PP-AP-GE, 393, 393 LX/S, 394 AQ/FO/SQ, 394 F/H/S, 394 SP-PP-AP-GE, 394C, 396CF			
3311538M92 ⁽⁴⁵⁾	Disc	MF 134C/V, 154, 154 F, 154 S, 154 V, 164T/F/S/V, 174, 174 C, 174 F, 174 S, 174 V	MF 233, 234 C/CF/S, 244 CF, 253, 254, 254 C/CF/S, 263T, 264T, 264T CF, 264T S, 273, 274, 274C/ CF/S/ SK	MF 333, 334 V, 353, 353 S, 354 V, 363, 363 S, 364 V, 373, 373 LX/S, 374 AQ/FO/SQ/VQ, 374 F/H/V, 374 SP-PP-AP-GE, 383, 393			
0.015.9286.3	Clutch Disc					MF 3315F, 3315FE, 3315GE, 3315S, 3315V, 3325F, 3325FE, 3325GE, 3325S, 3325V	MF 3425 CF, 3425 F, 3425 GE, 3425 S, 3425 V
0.015.9288.3	Clutch Disc					MF 3330F, 3330FE, 3330GE, 3330S, 3330V, 3340C, 3340F, 3340FE, 3340GE, 3340S, 3340V, 3350C, 3350F, 3350FE, 3350GE, 3350S, 3355C, 3355F, 3355FE, 3355GE, 3355S	MF 3435 C, 3435 CF, 3435 F, 3435 GE, 3435 S, 3435 V, 3445 C, 3445 CF, 3445 F, 3445 GE, 3445 S, 3455 C, 3455 CF, 3455 F, 3455 GE, 3455 S
3599462M92* ⁽⁴⁶⁾	Driven Plate 12" Lined Disc		MF 253				


*Part number is used in other MF series models. ○ image of part shown on page 35.



Part Number	Description	MF 100 (IT) Series	MF 200 (IT) Series	MF 300 (IT) Series	MF 1000 (IT) Series	MF 3300 (IT) Series	MF 3400 (IT) Series
Flywheel							
339563X1*	Bearing	MF 154, 174, 184, 194	MF 254, 274				
731192M1*	Tabwasher	MF 100 (IT) Series	MF 233, 234 C/ CF/ S, 253, 254, 254 C/ S, 263T, 264T, 264T S, 273, 274, 274 S/ SK, 283, 284, 284 S, 293, 294, 294S	MF 333, 334 V, 353, 353 LX S, 354 FV, 356 CF, 393 TLX, 394T AQ, 396 CT, 397T	MF 1014		
3819719M1*	Ring Gear 115 teeth	MF 134C, 134V, 154, 154C/F/S/V, 164T F/S/V, 174, 174C/F/S/V, 184, 184 F/S, 194, 194C/F/S	MF 233, 234C/CF/S, 244CF, 253, 254, 254C/CF/S, 263T, 264T, 264T CF, 264T S, 273, 274, 274C/CF/S/ SK, 283, 284, 284S, 293, 294, 294C, 294S	MF 333, 334V, 353S, 354S, 363S, 364CF/S, 373S, 374S, 383S, 384S, 393S, 394C, 394H/S			
Master Cylinders							
0.010.1148.4/1	Clutch Master Cylinder Assembly					MF 3315F, 3315FE, 3315GE, 3316S, 3315V, 3325F, 3325FE, 3325GE, 3325S, 3325V, 3330F, 3330FE, 3330GE, 3330S, 3330V, 3340F, 3340FE, 3340GE, 3340S, 3340V, 3350F, 3350FE, 3350GE, 3350S, 3355F, 3355FE, 3355GE, 3355S	MF 3400 Series
Release Bearings							
1425222M1 (47)	Ring				MF 1000 Series		
1425223M2	Flange				MF 1000 Series		
1821722M1 (48)	Shim	MF 100 (IT) Series	MF 233, 234 C/ CF/ S, 244 CF, 253, 254, 254 C/ CF/ S, 263T, 264T, 264T CF, 264T S, 273, 274, 274C/ CF/ S/ SK, 283, 284, 284 S, 293, 294, 294C, 294S	MF 333, 334 V, 353, 353 LX S, 354 AQ/ FO/SO/MQ, 354 F/S/V, 354 SP-PP-AP-GE, 356 CF, 363, 363 LX S, 364 AQ/FO/SO/ VQ, 364 F/S/V, 364 SP-PP-AP-GE, 366 CF, 367 CF, 373, 373 LX S, 374 AQ/FO/ SO/MQ, 374 FH/S/V, 374 SP-PP-AP-GE, 376 C/CF/ACF, 377, 383, 383 LX S, 384 AQ/FO/SO/MQ, 384 F/S/V, 384 SP-PP-AP-GE, 387, 393, 393 LX/ TLX/ S, 394 AQ/FO/SQ, 394 F/H/S, 394 SP- PP-AP-GE, 394C, 394T AQ, 396C/ CF/ CT, 397, 397T			
3302143M91	Bearing				MF 1000 Series		

*Part number is used in other MF series models. ○ image of part shown on page 35.

10⁺ | COOLING





Part Number	Description	TE 20, FE 35, MF 35, MF 35X, MF 65	MF 100 (UK) Series	MF 100 (FR) Series	MF 200 (UK & FR) Series	MF 200 (TR) Series	MF 300 Series	MF 500 Series	MF 600 Series
Air Con Hoses									
3010471X1*	① O Ring						MF 365, 375, 390, 390T, 398, 399		
Compressor Belts									
966427M1*	Belt			MF 130					MF 675, 690
1686883M1*	Belt								MF 699
Fan									
894729M1	② Fan Blade		MF 165, 168, 175, 175S, 178, 185, 188	MF 165/168/185/188, 165 MKIII/178, 168 MKIII/168 F/S	MF 265, 275, 285			MF 565, 575	MF 675
894730M1*	Fan Blade		MF 165, 168, 175, 175S, 178, 185, 188	MF 165/168/185/188, 165 MKIII/178, 168 MKIII/168 F/S	MF 265, 275, 285			MF 565, 575	MF 675
3638250M91	③ Fan Assembly	TE 20, FE 35, MF 35, MF 35X	MF 135	MF 133, 135, 145					
Fan Belts									
1688216M91	④ Belt								MF 699
Fan Shrouds									
1885721M94	Fan Shroud		MF 135, 148	MF 133/ 135 MKIII/ 135 V, 135/ 148 MKIII/ 135/ 145 V/S, 145, 145 MKIII/ 145 V, 152, 152 MKIII/ 152 F/S/V, 155, 158, 158 MKIII/ 158 F/S/V, 165/ 168/ 185/ 188, 165 MKIII/ 178, 168 MKIII/ 168 F/S	MF 230, 235, 240, 245, 250, 255				
Hoses - Bottom									
2413	⑤ Hose - Bottom	TE 20 20C Diesel Engine							

*Part number is used in other MF series models. ○ image of part shown on page 48.

Part Number	Description	TE 20, FE 35, MF 35, MF 35X, MF 65 Petrol, V0 and L0 Engines	MF 100 (UK) Series	MF 100 (FR) Series	MF 200 (UK & FR) Series	MF 200 (TR) Series	MF 300 Series	MF 500 Series	MF 600 Series
7126	Hose - Bottom	TE 20							
186968M1	Hose - Bottom	MF 135 AD3.152		MF 133/ 135 MKIII/ 135 V, 135/ 148 MKIII/ 135/ 145 V/S, 145, 145 MKIII/ 145 V, 152, 152 MKIII/ 152 F/S/V		MF 230, 240, 240S			
826775M1	Hose - Bottom	MF 35, MF 35X, MF 65							
826968M1	Hose - Bottom	FE 35, MF 35 23C Petrol, V0 and L0 Engines							
828147M1	Hose - Bottom	MF 35, MF 35X (A3.152 Engine) MF 65	MF 165						
898065M1	Hose - Bottom		MF 165 AD4.203						
898748M1	Hose - Bottom		MF 165, 168, 175S, 185 A4.212 / A4.248	MF 165/ 168/ 185/ 188, 165 MKIII/ 178, 168 MKIII/ 168 F/S	MF 265, 275 2WD	MF 265S, 275, 285S, 290	MF 375E	MF 575, 590	MF 675
1669806M1	Hose - Bottom				MF 298				MF 698
1692870M1	Hose - Bottom								MF 699
1695562M1	Hose - Bottom								MF 365, 375, 390, 390T, 398 Radiator
1860374M2	Hose - Bottom		MF 135, 148 AD3.152		MF 230, 235, 240, 245, 250, 255 2WD / Manual Steering				
3599573M3	Hose - Bottom				MF 230, 240 Hydrostatic Steering	MF 230, 240, 240S			
Hoses - Top									
1568	Hose - Top	TE 20							
826775M1	Hose - Top	FE 35, MF 35, MF 35X Petrol, V0, L0 and 23C Diesel Engines < 7703							
827496M1	Hose - Top	FE 35, MF 35, MF 35X 23C Diesel Engine 7704 >							
827930M1	Hose - Top	MF 65							
890195M1	Hose - Top	MF 35, MF 35X A3.152 Diesel Engine							
898064M1	Hose - Top		MF 165 AD4.203						

*Part number is used in other MF series models. ○ image of part shown on page 48.



Part Number	Description	TE 20, FE 35, MF 35, MF 35X, MF 65	MF 100 (UK) Series	MF 100 (FR) Series	MF 200 (UK & FR) Series	MF 200 (TR) Series	MF 300 Series	MF 500 Series	MF 600 Series
899144M1 ⁽¹⁵⁾	Hose - Top		MF 165, 168, 175, 175S, 178, 185, 188 A4.212 / A4.248	MF 165/168/185/188, 165 MKII/178, 168 MKIII/168 F/S	MF 265, 275, 285, 290 2WD	MF 265S, 285S	MF 375E	MF 565, 575, 590	MF 675
1669805M1	Hose - Top				MF 298				MF 698
1684882M1* ⁽¹⁶⁾	Overflow Pipe				MF 240, 265, 275, 285, 290, 298	MF 265S, 285S	MF 340, 342, 350, 352, 355, 360, 362, 375E, 390E	MF 565, 575, 590	MF 600 Series
1692004M1 ⁽¹⁷⁾	Hose - Top				MF 275, 290 275 -4WD		MF 390E		
1692871M1	Hose - Top								MF 699
1869514M1 ⁽¹⁸⁾	Hose - Top		MF 135, 148 AD3.152	MF 133, 133/135 MKII/135 V, 135/148 MKII/135/145 V/S, 145, 145 MKII/145 V, 145 V, 152, 152 MKII/152 F/S/V	MF 230, 235, 240, 245, 250, 255 Radiator	MF 230, 240, 240S		MF 550	
3596204M1 ⁽¹⁹⁾	Hose - Top						MF 365, 375, 390, 390T, 398 Radiator		
Hose Kits									
4223777M91* ⁽²⁰⁾	Water Hose Kit	MF 65	MF 165	MF 155, 158, 165					
Hoses									
747936M91*	Water Hose Water Pump - Top	MF 35, MF 35X	MF 135, 148	MF 133/135 MKII/135 V, 135/148 MKII/135/145 V/S, 145, 145 MKII/145 V, 152 MKII/152 F/S/V	MF 230, 235, 240, 245, 250, 255	MF 230, 240, 240S	MF 340, 350, 355, 360	MF 550	
747939M91*	Water Hose Water Pump - Side, Upper	MF 35, MF 35X	MF 135, 148	MF 133/135 MKII/135 V, 135/148 MKII/135/145 V/S, 145 MKII/145 V, 152 MKII/152 F/S/V	MF 230, 235, 240, 245, 250, 255	MF 230, 240, 240S	MF 340, 342, 350, 352	MF 550	
747941M91* ⁽²¹⁾	Water Hose Kit	MF 65 A4.192 and AD4.203 Engines	MF 165	MF 158 MKII/158 F/S/V	MF 260			MF 560	

*Part number is used in other MF series models. ○ image of part shown on page 48.

Part Number	Description	TE 20, FE 35, MF 35, MF 35X, MF 65	MF 100 (UK) Series	MF 100 (FR) Series	MF 200 (UK & FR) Series	MF 200 (TR) Series	MF 300 Series	MF 500 Series	MF 600 Series
747942M91	Water Hose Kit - Top	MF 65 AD4.203 Engine		MF 158 MKIII/ 158 F/SV	MF 260			MF 560	
885563M1 (22)	Water Hose		MF 175, 178, 188	MF 165/168/185/188, 165 MKIII/ 178	MF 275, 285, 290	MF 265S, 275, 285S, 290		MF 575, 590	MF 675, 690
3637257M91*	Hose Kit Water Pump to Thermostat Housing						MF 399 - 1006.6		
3637427M91*	Water Hose Kit						MF 399 (A6.354.4)		MF 699
3637574M91*	Water Hose Kit						MF 352, 355, 360		
3638251M91 (23)	Water Hose Kit Water Pump - Lower						MF 365, 375, 390, 390T, 398		MF 698T
Radiators									
9617	Radiator	TE20 20C Diesel							
0015926U91 (24)	Radiator				MF 265, 275, 290	MF 265S, 275, 285S, 290	MF 375E, 390E		MF 675, 690
31419M*	Drain Tap	FE 35, MF 35, MF 35X, MF 65	MF 100 (UK) Series	MF 100 (FR) Series	MF 200 Series	MF 200 (TR) Series	MF 300 Series	MF 550, 560, 565, 575, 590	MF 675, 690
894319M2 (25)	Radiator	MF 35, MF 35X A3.152 Diesel Engine							
897358M4	Radiator		MF 165 AD4.203 / A4.212						
1660499M92 (26)	Radiator		MF 135, 148	MF 133/ 135 MKIII/ 135 V, 135/148 MKIII/ 135/145 V/S, 145, 145 MKIII/ 145 V, 152, 152 MKIII/ 152 F/SV					
1672861M93	Radiator				MF 230, 240, 250	MF 230, 240, 240S			
1695721M2 (27)	Radiator						MF 365, 375, 390, 390T, 398, 399 A6.354.4		
1876606M4 (28)	Radiator				MF 265, 275, 285			MF 565	
3599709M92	Radiator				MF 230, 240, 250 Hydrostatic Steering 4WD				
Radiator Caps									
968816M2*	Radiator Cap			MF 130					
180224M92*	Radiator Cap			MF 130	MF 230, 240, 250		MF 340, 342, 350, 352, 355, 360, 362, 365, 375, 390, 390T, 398, 399		MF 600 Series

*Part number is used in other MF series models. ○ image of part shown on page 49.



Part Number	Description	TE 20, FE 35, MF 35, MF 35X, MF 65	MF 100 (UK) Series	MF 100 (FR) Series	MF 200 (UK & FR) Series	MF 200 (TR) Series	MF 300 Series	MF 500 Series	MF 600 Series
1874445M93 ⁽²⁹⁾	Radiator Cap				MF 230, 235, 240, 245, 250, 255, 260, 265, 275, 285, 290, 298	MF 200 (TR) Series	MF 375E, 390E	MF 550, 560, 575, 590	MF 675, 690
3475308M1 ⁽³⁰⁾	Radiator Cap	FE 35, MF 35, MF 35X, MF 65	MF 135, 165, 175, 178	165/168/185/188, 165 MKIII/178, 168 MKIII/168FS					
3637301M1	Radiator Cap		MF 100 (UK) Series	MF 165 MKIII/178					
Thermostats									
826199M1 ⁽³¹⁾	Thermostat Housing	FE 35, MF 35							
1446165M91* ⁽³²⁾	Thermostat	FE 35, MF 35 VO, LO Engines, and MF 35, MF 35X (A3.152 Engine)	MF 100 (UK) Series	MF 130, 133/135 MKIII/135 V, 135/148 MKIII/135/145 V/S, 145 MKIII/145 V, 152 MKIII/152 F/S/V, 158 MKIII/158 F/S/V, 165/168/185/188, 168 MKIII/168 FS	MF 240, 245, 250, 255, 265, 275, 290, 298	MF 230, 240, 240S, 265S, 285S	MF 340, 342, 350, 352, 355, 362, 375E, 390E	MF 500 Series	MF 675, 690, 698
1447384M1*	Thermostat		MF 165 - A4.212 Engine, MF 185, 188		MF 275, 290	MF 265S, 275, 285S, 290	MF 360, 365, 375, 375E, 390, 390E, 390T, 398, 399		MF 695T, 699
1446222M91	Thermostat	MF 65	MF 165	MF 155, 158, 158 MKIII/158 F/S/V	MF 260			MF 560	
1447079M1 ⁽³³⁾	Thermostat	FE 35, MF 35							
1645921M1 ⁽³⁴⁾	Thermostat	TE 20							
1645922M2	Thermostat	TE 20							
4225430M1* ⁽³⁵⁾	Thermostat					MF 275, 290			
Water Pumps									
731280M1 ⁽³⁶⁾	Pulley - Water Pump	MF 35, MF 35X	MF 135	MF 135, 145					

*Part number is used in other MF series models. ○ image of part shown on page 49.

Part Number	Description	TE 20, FE 35, MF 35, MF 35X, MF 65	MF 100 (UK) Series	MF 100 (FR) Series	MF 200 (UK & FR) Series	MF 200 (TR) Series	MF 300 Series	MF 500 Series	MF 600 Series
731774M91 ⁽³⁷⁾	Water Pump Repair Kit	MF 35, MF 35X	MF 135	MF 135, 145					
735034M1*	Pulley - Water Pump		MF 135, 148	MF 133/135 MKIII/135 V, 135/148 MKIII/135/145 V/S, 145 MKIII/145 V, 152 MKIII/152 F/S/V	MF 230, 235, 240, 245, 250	MF 230, 240, 240S	MF 340, 342, 350, 352, 355, 360	MF 550	
742593M1* ⁽³⁸⁾	Pulley - Water Pump		MF 165, 168, 175, 175S, 178, 185, 188	MF 168 MKIII/168 F/S			MF 362		
746571M1* ⁽³⁹⁾	Pulley - Water Pump			MF 168 MKIII/168 F/S	MF 265, 275, 285, 290	MF 265S, 285S	MF 375E, 390E	MF 575, 590	MF 675, 690
1446130M1*	Water Pump Seal		MF 100 (UK) Series	MF 133, 135, 145, 158 MKIII/158 F/S/V	MF 230, 235, 240, 245, 250, 255, 265, 275, 285, 290, 298		MF 340	MF 550, 565, 575, 590, 592, 595, 595MKII	MF 698
1885489M92 ⁽⁴⁰⁾	Water Pump	FE 35, MF 35 - 230 Diesel Engine	MF 135						
3637328M1* ⁽⁴¹⁾	Pulley - Water Pump						MF 375, 390, 390T, 398		MF 698T
3600973M91 ⁽⁴²⁾	Water Pump Assembly	TE 20, FE 35, MF 35							
3641333M91* ⁽⁴³⁾	Water Pump Repair Kit						MF 365, 375, 390, 390T, 398		MF 698T
3641363V91 ⁽⁴³⁾	Water Pump Assembly				MF 298				
3641823M91* ⁽⁴⁴⁾	Water Pump Assembly	MF 35, MF 35X - A3-152 Engine	MF 135, 148	MF 133, 133/135 MKIII/135 V, 135/148 MKIII/135/145 V/S, 145 MKIII/145 V, 152 MKIII/152 F/S/V	MF 230, 240, 245, 250, 255	MF 230, 240, 240S	MF 340, 342, 350, 352, 355, 360	MF 550	
3641832M91* ⁽⁴⁴⁾	Water Pump Assembly		MF 165 (A4-212), 168, 175, 175S, 178, 185, 188	MF 168 MKIII/168 F/S	MF 265, 275, 285, 290	MF 265S, 275, 285S, 290	MF 362, 375E, 390E	MF 565, 575, 590	MF 675, 690
3641880M91* ⁽⁴⁵⁾	Water Pump						MF 399 A6-354.4 Engine		MF 699
3641887M91 ⁽⁴⁵⁾	Water Pump				MF 298			MF 592, 595, 595MKII	MF 698
4222002M91* ⁽⁴⁶⁾	Water Pump						MF 365, 375, 390, 390T, 398		MF 698T
4223109M91* ⁽⁴⁶⁾	Water Pump						MF 399 1006.6 Engine		
4222466M91* ⁽⁴⁷⁾	Water Pump Assembly						MF 399 - 1006.6		
4226913M91* ⁽⁴⁸⁾	Water Pump Assembly					MF 275, 290			
4224460M91 ⁽⁴⁸⁾	Water Pump Assembly					MF 265S, 275, 285S, 290	MF 375E, 390E		
4225070M91* ⁽⁴⁸⁾	Water Pump Repair Kit					MF 275, 290			

*Part number is used in other MF series models. ○ image of part shown on page 49.



①



②



③



④



⑤



⑥



⑦



⑧



⑨



⑩



⑪



⑫



⑬



⑭



⑮



⑯



⑰



⑱



⑲



⑳



㉑



㉒



㉓



㉔




25



26



27



28



29



30



31



32



33



34



35



36



37



38



39



40



41



42




43



44



45



46



47







48




Part Number	Description	MF 2000/5 Series	MF 3000 Series	MF 3100 Series	MF 3600 Series	MF 4200 Series	MF 4300 Series	MF 5400 Series (Tier 2)	MF 6100 Series	MF 6200 Series	MF 6400 Series (Tier 2)	MF 8100 Series	MF 8200 Series
Air Con Hoses													
3010471X1*	O Ring	MF 2000/5 Series	MF 3000	MF 3100 Series	MF 3600 Series	MF 4225, 4235, 4240, 4245, 4255, 4260, 4265, 4270	MF 4325, 4335, 4345, 4355, 4360, 4365, 4370	MF 5400 Series	MF 6100 Series	MF 6200 Series	MF 6400 Series	MF 8100 Series	MF 8200 Series
Compressor Belts													
966427M1*	Belt	MF 2640											
1682684M2	Belt					MF 4225, 4235, 4240, 4245, 4255, 4265	MF 4325, 4335, 4345, 4355, 4365						
1686883M1* (49)	Belt	MF 2620, 2640, 2645, 2680, 2685, 2720, 2725	MF 3080, 3090		MF 3610, 3630, 3650	MF 4225, 4235, 4240, 4245, 4255, 4265	MF 4325, 4335, 4345, 4355, 4365						
Fan													
3789256M1	Fan - Clutch										MF 6465, 6475, 6480, 6485, 6490, 6495		
Hoses - Bottom													
3040882M92	Hose - Bottom	MF 2000/5 Series			MF 3610, 3630, 3650								
3618641M1 (50)	Hose - Bottom		MF 3085, 3095	MF 3115, 3120					MF 6160, 6170, 6180				
3786859M1	Hose - Bottom										MF 6485, 6490, 6495		
3789277M2	Hose - Bottom							MF 5465			MF 6465, 6475, 6480		
3807509M1 (51)	Hose - Bottom					MF 4225, 4235, 4240, 4245, 4255, 4265							

*Part number is used in other MF series models. ○ image of part shown on page 55.






Part Number	Description	MF 2000/5 Series	MF 3000 Series	MF 3100 Series	MF 3600 Series	MF 4200 Series	MF 4300 Series	MF 5400 (Tier 2) Series	MF 6100 Series	MF 6200 Series	MF 6400 (Tier 2) Series	MF 8100 Series	MF 8200 Series
3801168M1	Hose - Bottom					MF 4225, 4235, 4240, 4245, 4255, 4260, 4265, 4270	MF 4325, 4335, 4345, 4355, 4360, 4370			MF 6200 Series			
3810344M1 	Hose - Bottom High visibility					MF 4225, 4235, 4240, 4245, 4255, 4265		MF 5425, 5435, 5445, 5455			MF 6445, 6455		
4271796M2	Hose - Bottom												
Hoses - Top													
1684882M1*	Overflow Pipe	MF 2620, 2625, 2640, 2645	MF 3000 Series	MF 3100 Series	MF 3610, 3630, 3635, 3645, 3650, 3655				MF 6100 Series			MF 8110, 8120, 8130	
3582178M1	Hose - Top			MF 3125	MF 3635, 3645, 3655				MF 6190			MF 8110, 8120, 8130	
3786858M1	Hose - Top										MF 6485, 6490, 6495		
3801167M1 	Hose - Top					MF 4260, 4270	MF 4360, 4370						
3807508M1 	Hose - Top					MF 4225, 4235, 4240, 4245, 4255, 4265	MF 4325, 4335, 4345, 4355, 4365			MF 6200 Series			
4271516M3	Hose - Top							MF 5465			MF 6465, 6475, 6480		MF 8210, 8220, 8240, 8250
4271797M1	Hose - Top							MF 5425, 5435, 5445, 5455			MF 6445, 6455		
4272139M1	Hose - Top Hi-Visibility							MF 5425, 5435, 5445, 5455			MF 6445, 6455		
Hose Kits													
4222846M91	Water Hose Kit					MF 4225, 4235, 4240, 4245, 4255, 4265	MF 4325, 4335, 4345, 4355, 4365	MF 5465		MF 6200 Series			
4223777M91*	Water Hose Kit											MF 8120	MF 8220
Hoses													
747939M91*	Water Hose Water Pump - Side, Upper	MF 2625											
747941M91*	Water Hose Kit												
3637257M91* 	Hose Kit Water Pump to Thermostat Housing		MF 3085, 3095	MF 3100 Series	MF 3635, 3645, 3655	MF 4260, 4270	MF 4360, 4370					MF 8110, 8120, 8130	

*Part number is used in other MF series models.  image of part shown on page 55.



Part Number	Description	MF 2000/5 Series	MF 3000 Series	MF 3100 Series	MF 3600 Series	MF 4200 Series	MF 4300 Series	MF 5400 Series (Tier 2)	MF 6100 Series	MF 6200 Series	MF 6400 Series (Tier 2)	MF 8100 Series	MF 8200 Series
3637427M91*	Water Hose Kit	MF 2000/5 Series	MF 3080, 3090	MF 3610, 3630, 3650									
3640921M91	Water Hose Kit		MF 3075		MF 4225, 4235, 4240, 4245, 4255				MF 6110, 6120, 6130, 6140, 6150				
Radiator Caps													
968816M2*	Radiator Cap	MF 2000/5 Series	MF 3000 Series	MF 3100 Series	MF 3610, 3630, 3635, 3645, 3650, 3655								
180224M92*	Radiator Cap	MF 2620, 2640, 2680 < S 271212	MF 3000 Series	MF 3100 Series	MF 3635, 3645, 3655, 3670, 3680, 3690	MF 4200 Series	MF 4300 Series		MF 6100 Series	MF 6200 Series	MF 6497, 6499		
Radiators													
3382795M93	Radiator		MF 3070, 3080, 3085, 3090, 3095	MF 3115, 3120									
3581945M93	Radiator		MF 3070, 3075, 3085, 3095	MF 3125	MF 3635, 3645, 3655								
3618628M92	Radiator								MF 6150, 6160, 6170, 6180				
3781114M1	Radiator 3 Row							MF 5425, 5435, 5445, 5455		MF 6235, 6245, 6255	MF 6445, 6455		
3781115M1	Radiator 4 Row							MF 5445, 5455		MF 6235, 6245, 6255, 6260	MF 6445, 6455		
3786392M1	Radiator 5 Row, Hi-Visibility							MF 5445, 5455		MF 6235, 6245, 6255	MF 6445, 6455		
3786444M1	Radiator 4 Row, Hi-Visibility							MF 5425, 5435, 5445, 5455		MF 6235, 6245, 6255	MF 6445, 6455		
3787420M2	Radiator							MF 5460, 5465			MF 6460, 6465, 6470, 6475, 6480		

*Part number is used in other MF series models. image of part shown on page 55.

Part Number	Description	MF 2000/5 Series	MF 3000 Series	MF 3100 Series	MF 3600 Series	MF 4200 Series	MF 4300 Series	MF 5400 Series (Tier 2)	MF 6100 Series	MF 6200 Series	MF 6400 Series (Tier 2)	MF 8100 Series	MF 8200 Series
3808158M3	Radiator 3 Row					MF 4225, 4235, 4240, 4245, 4255, 4265	MF 4325, 4335, 4345, 4355						
3808159M3	Radiator					MF 4260, 4265, 4270	MF 4360, 4365, 4370						
3810567M5 	Radiator Header Tank					MF 4200 Series	MF 4300 Series	MF 5400 Series		MF 6200 Series	MF 6400 Series		MF 8210, 8220, 8240, 8250, 8260
4271433M2	Radiator										MF 6485, 6490, 6495		
Thermostats													
1447384M1* 	Thermostat	MF 2000/5 Series	MF 3000 Series	MF 3100 Series	MF 3610, 3630, 3635, 3645, 3650, 3655	MF 4225, 4235, 4240, 4245, 4255, 4260, 4270	MF 4360, 4370	MF 5465	MF 6100 Series				
4224624M1	Thermostat									MF 6260, 6270, 6280, 6290	MF 6465, 6475, 6480		MF 8210, 8220
4224639M1*	Thermostat					MF 4225, 4235, 4240, 4245, 4255, 4265	MF 4325, 4335, 4345, 4355, 4365			MF 6200 Series			MF 8210, 8220
4225430M1*	Thermostat							MF 5425, 5435, 5445, 5455, 5460			MF 6445, 6455, 6460, 6470		
V836015156	Thermostat				MF 3670, 3680, 3690						MF 6485, 6490, 6495, 6497, 6499	MF 8140, 8150, 8160, 8170, 8180	MF 8240, 8250, 8260, 8270, 8280
V836331590	Thermostat				MF 3680						MF 6485, 6490, 6495, 6497, 6499		MF 8240, 8250, 8260, 8270, 8280
Water Pumps													
747751M1* 	Pulley - Water Pump	MF 2640, 2645, 2680, 2685, 2720, 2725			MF 3630, 3650								
3637328M1*	Pulley - Water Pump		MF 3050, 3060, 3065, 3070, 3075			MF 4225, 4235, 4245, 4255			MF 6110, 6120, 6130, 6140, 6150				
3641333M91* 	Water Pump Repair Kit		MF 3050, 3060, 3065, 3075			MF 4225, 4235, 4240, 4245, 4255, 4265			MF 6110, 6120, 6130, 6140, 6150				
3641880M91* 	Water Pump	MF 2000/5 Series	MF 3080, 3090		MF 3610, 3630, 3650								

*Part number is used in other MF series models.  image of part shown on page 55.



Part Number	Description	MF 2000/5 Series	MF 3000 Series	MF 3100 Series	MF 3600 Series	MF 4200 Series	MF 4300 Series	MF 5400 (Tier 2) Series	MF 6100 Series	MF 6200 Series	MF 6400 (Tier 2) Series	MF 8100 Series	MF 8200 Series
4222002M91*	Water Pump	MF 3050, 3060, 3065, 3070, 3075			MF 3635, 3645, 3655	MF 4225, 4235, 4240, 4245, 4255, 4265			MF 6110, 6120, 6130, 6140, 6150				
4223109M91*	Water Pump	MF 3085, 3095	MF 3100 Series		MF 4260, 4270	MF 4360, 4370			MF 6160, 6170, 6180, 6190			MF 8110, 8120, 8130	
4225392M91	Water Pump				MF 4225, 4235, 4240, 4245, 4255, 4265	MF 4325, 4335, 4345, 4355, 4365				MF 6200 Series			MF 8210, 8220
4222466M91*	Water Pump Assembly	MF 3085, 3095	MF 3100 Series		MF 4260, 4270	MF 4360, 4370			MF 6160, 6170, 6180, 6190			MF 8110, 8120, 8130	
4226913M91*	Water Pump Assembly							MF 5425, 5435, 5445, 5455, 5460			MF 6445, 6455, 6460, 6470		
4222459M91 ⁶⁷	Water Pump Assembly											MF 8120	
4222668M91 ⁶⁸	Water Pump Repair Kit					MF 4215, 4220	MF 4315, 4320						
4224708M91	Water Pump Assembly							MF 5465			MF 6465, 6475, 6480		
4224105M91 ⁶⁹	Water Pump Assembly					MF 4215, 4220	MF 4315, 4320						
4225070M91*	Water Pump Repair Kit							MF 5425, 5435, 5445, 5455, 5460			MF 6445, 6455, 6460, 6470		
4224675M91 ⁷⁰	Water Pump Repair Kit					MF 4225, 4235, 4240, 4245, 4255, 4265	MF 4325, 4335, 4345, 4355	MF 5465		MF 6200 Series	MF 6465, 6475, 6480		MF 8210, 8220

*Part number is used in other MF series models. ○ image of part shown on page 55.



54



53



52




51



50



49



60



59



58



57



56



55



61




65



64



63



62



66



67



68



69



70



71



72



Part Number	Description	MF 100 (IT) Series	MF 200 (IT) Series	MF 300 (IT) Series	MF 1000 Series	MF 3300 (IT) Series	MF 3400 (IT) Series
Fan							
894729M1*	Fan Blade	MF 174, 174 C, 174 F, 174 S, 184, 184 F, 184 S, 194, 194 C, 194 F, 194 S	MF 273, 274, 274 S/SK, 283, 284 S, 293, 294S				
894730M1*	Fan Blade	MF 174, 174 C, 174 F, 174 S, 184, 184 F, 184 S, 194, 194 C, 194 F, 194 S	MF 273, 274, 274 S/SK, 283, 284 S, 293, 294S				
3538983M91	Fan Assembly			MF 367 CF, 373, 373 LX S, 374 AQ/FO/SQ/MQ, 374 FH/SV, 374 SP-AP-GE, 376 C/CF/XCF, 377, 383, 383 LX S, 384 AQ/FO/SQ/MQ, 384 F/SV, 384 SP-PP-AP-GE, 387, 393, 393 LX/TLX S, 394 AQ/FO/SQ, 394 FH/SV, 394 SP-PP-AP-GE, 396C/ CF/ CT, 397			
Hoses - Bottom							
1424533M2	Hose - Bottom	MF 174, 174 C, 174 S, 184, 184 S, 194, 194 C	MF 273, 274, 274 S/SK, 283, 284, 293, 294				
1425333M1	Hose - Bottom				MF 1000 Series		
1427275M1	Hose - Bottom		MF 284S, 294S				
1824634M2	Hose - Bottom	MF 134C, 154, 154 C, 154 F, 154 S	MF 233, 234 C/S, 253, 254, 254 C/S				
0.066.1754.0/1	Hose - Bottom					MF 3330F, 3330FE, 3330GE, 3330S, 3330V, 3340C, 3340F, 3340FE, 3340GE, 3340S, 3340V, 3350C, 3350F, 3350FE, 3350GE, 3350S, 3355C, 3355F, 3355FE, 3355GE, 3355S	
0.010.1036.0	Hose - Bottom					MF 3315F, 3315FE, 3315GE, 3315S, 3315V, 3325F, 3325FE, 3325GE, 3325S, 3325V, 3330F, 3330FE, 3330GE, 3330S, 3330V, 3340C, 3340F, 3340FE, 3340GE, 3340S, 3340V	

*Part number is used in other MF series models. ○ image of part shown on page 55.

Part Number	Description	MF 100 (IT) Series	MF 200 (IT) Series	MF 300 (IT) Series	MF 1000 Series	MF 3300 (IT) Series	MF 3400 (IT) Series
Hoses - Top							
1425332M1	Hose - Top		MF 284 S, 294 S		MF 1114, 1134		
1427274M1	Hose - Top						
1824633M1	Hose - Top	MF 134C, 154, 154 C, 174, 174 C, 184, 194, 194 C	MF 233, 234 C/ CF/ S, 244 CF, 253, 254, 254 C/ CF/ S, 263T, 264T, 264T CF, 264T S, 273, 274, 274C/ CF/ S/ SK, 283, 284, 293, 294, 294C	MF 333, 353, 353 LX/ S, 363, 363 LX/ S, 364 CF, 373, 373 LX/ S, 376 C/ CF/ XCF, 383, 383 LX/ S, 393, 393 S, 394C, 396C/ CF			
3301097M1	Hose - Top				MF 1014		
0.012.2152.0	Hose - Top					MF 3315F, 3315FE, 3315GE, 3315S, 3315V, 3325F, 3325FE, 3325GE, 3325S, 3325V, 3330F, 3330FE, 3330GE, 3330S, 3330V, 3340C, 3340F, 3340FE, 3340GE, 3340S, 3340V	
0.012.2784.0	Hose - Top					MF 3350C, 3350F, 3350FE, 3350GE, 3350S, 3355C, 3355F, 3355FE, 3355GE, 3355S	
Hoses							
747936M91*	Water Hose Water Pump - Top	MF 134C/ V, 154, 154 C, 154 F, 154 S, 154 V, 164T/ F/ SV	MF 233, 234 C/ CF/ S, 244 CF, 253, 254, 254 C/ CF/ S, 263T, 264T, 264T CF, 264T S, 273	MF 333, 334 V, 353, 353 LX/ S, 354 AQ/ FO/ SO/ VQ, 354 F/ S/ V, 354 SP- FP- AP- GE, 356 CF			
747939M91*	Water Hose Water Pump - Side, Upper	MF 134C/ V, 154, 154 C, 154 F, 154 S, 154 V	MF 233, 234 C/ CF/ S, 244 CF, 253, 254, 254 C/ CF/ S	MF 333, 334 V, 353, 353 LX/ S, 354 AQ/ FO/ SO/ VQ, 354 F/ S/ V, 354 SP- FP- AP- GE, 356 CF			
3637427M91*	Water Hose Kit				MF 1014, 1114		
3637574M91*	Water Hose Kit	MF 164T F/ SV	MF 263T, 264T, 264T S, 264T CF	MF 363, 363 LX/ S, 364 AQ/ FO/ SO/ VQ, 364 F/ S/ V, 364 SP- FP- AP- GE, 364 CF, 366 CF			
Radiator Caps							
1824628M91	Cap	MF 134CV, 154, 154 C, 154 F, 154 S, 154 V, 164T/ F/ SV, 174, 174 C, 174 F, 174 S, 174 V, 184, 184 F, 184 S, 194, 194 C, 194 F, 194 S	MF 233, 234 C/ CF/ S, 244 CF, 253, 254, 254 C/ CF/ S, 263T, 264T, 264T CF, 264T S, 273, 274, 274C/ CF/ S/ SK, 283, 284, 284 S, 293, 294, 294C, 294S	MF 333, 334 V, 353, 353 LX/ S, 354 AQ/ FO/ SO/ VQ, 354 F/ S/ V, 354 SP- FP- AP- GE, 356 CF, 363, 363 LX/ S, 364 AQ/ FO/ SO/ VQ, 364 F/ S/ V, 364 SP- FP- AP- GE, 364 CF, 366 CF, 367 VQ, 373, 373 LX/ S, 374 AQ/ FO/ SO/ VQ, 374 F/ H/ SV, 374 SP- FP- AP- GE, 376 C/ CF/ XCF, 377, 383, 383 LX/ S, 384 AQ/ FO/ SO/ VQ, 384 F/ S/ V, 384 SP- FP- AP- GE, 387, 393, 393 LX/ TLX/ S, 394 AQ/ FO/ SO, 394 F/ H/ S, 394 SP- FP- AP- GE, 394C, 394T AQ, 396C/ CF/ CT, 397, 397T	MF 1000 Series		

*Part number is used in other MF series models.



Part Number	Description	MF 100 (IT) Series	MF 200 (IT) Series	MF 300 (IT) Series	MF 1000 Series	MF 3300 (IT) Series	MF 3400 (IT) Series
0.011.5398.3	Radiator Cap					MF 3315F, 3315FE, 3315GE, 3315S, 3315V, 3325F, 3325FE, 3325GE, 3325S, 3325V	
0.900.0949.6	Radiator Cap					MF 3300 Series	MF 3400 Series
Radiators							
E1824627M93	Radiator	MF1 34C, 154, 154 C, 174, 174 C, 184, 194, 194 C	MF 233, 234 C/S, 244 CF, 253, 254, 254 C/S, 273, 274, 274C/S/SK, 283, 284 S, 293, 294S				
31419M*	Drain Tap	MF 134 V, 154 F, 154 V, 164T F/SV, 174 F, 174 V, 184 F, 194 F	MF 233, 234 C/CF, 244 CF, 253, 254, 254 C/CF, 263 T, 264T, 264T CF, 264T S, 273, 274, 274 C/CF/SK, 283, 284, 293, 294, 294 C, 294S	MF 300 (IT) Series			
3308187M99	Radiator	MF 174 F, 184 F, 194 F		MF 367 CF, 374 AQ/FQ/SQ, 374 F/HV, 374 SP-FP-AP-GE, 384 AQ/FQ/SQ, 384 SP-FP-AP-GE, 394 AQ/FQ/SQ, 394 F/H/S, 394 SP-FP-AP-GE			
3308481M99	Radiator		MF 234 CF, 254 CF, 264T, 264T CF, 274C/CF, 284, 294, 294C	MF 363, 363 LV S, MF 364 CF, 373, 373 LV/S, 376 C/CF/XCF, 377, 383, 383 LV S, 387, 393, 393 LV S, 394C, 396C/CF, 397			
3547503M95	Radiator			MF 393 TLX, 396 CT			
3551414M94 ⁽⁷²⁾	Radiator	MF 164T/ F/SV, 174 F, 174 S, 174 V, 184 F, 184 S, 194 S		MF 364 AQ/FQ/SQ/VQ, 364 FV, 364 SP-FP-AP-GE, 374 AQ/FQ/SQ/VQ, 366 CF, 367 CF, 374 F/HV, 374 SP-FP-AP-GE, 384 AQ/FQ/SQ/VQ, 384 FV, 384 SP-FP-AP-GE, 394 AQ/FQ/SQ			
3658663M4	Radiator			MF 364 VQ, 374 VQ, 374 FH, 377, 384 VQ, 384 V, 387, 394 AQ/FQ/SQ, 394 F/H/S, 394 SP-FP-AP-GE, 397			
3660549M92	Radiator	MF-154F/S, 174S, 184S, 194S		MF 334 V, 354 AQ/FQ/SQ/VQ, 354 F/SV, 354 SP-FP-AP-GE, 364 AQ/FQ/SQ/VQ, 364 F/SV, 364 SP-FP-AP-GE, 366 CF, 374 F/H/SV, 384 F/S			

*Part number is used in other MF series models. ○ image of part shown on page 55.

Part Number	Description	MF 100 (IT) Series	MF 200 (IT) Series	MF 300 (IT) Series	MF 1000 Series	MF 3300 (IT) Series	MF 3400 (IT) Series
3666234M91	Radiator		MF 233, 234CF, 244 CF, 253, 254CF, 263T, 264T, 264T CF, 264T S, 273, 274C/CF/SK, 283, 284, 293, 294, 294C, 294S	MF 333, 353, 353 LX/S, 363, 363 LX/S, 364CF, 373, 373 LX/S, 376 C/CF/XCF, 377, 383, 383 LX/S, 387, 393, 393 LX/S, 394C, 396C/CF, 397			
0.012.1908.3	Radiator					MF 3315F, 3315FE, 3315GE, 3315S, 3315V, 3325F, 3325FE, 3325GE, 3325S, 3325V, 3330F, 3330FE, 3330GE, 3330S, 3330V, 3340C, 3340F, 3340FE, 3340GE, 3340S, 3340V	
0.012.2757.3/3	Radiator					MF 3350C, 3350F, 3350FE, 3350GE, 3350S, 3355C, 3355F, 3355FE, 3355GE, 3355S	MF 3400 Series
Thermostat							
1447165M91*	Thermostat	MF 100 (IT) Series	MF 233, 234 C/CF/S, 244 CF, 253, 254, 254 C/CF/S, 263T, 264T, 264T CF, 264T S, 273, 274, 274C/CF/S/ SK, 283, 284, 284 S, 293, 294, 294C, 294S	MF 300 Series 333, 334 V, 353, 353 LX/S, 354 AQ/FO/SQ/MQ, 354 F/S/V, 354 SP-FP-AP-GE, 356 CF, 367 CF, 373, 373 LX/S, 374 AQ/FO/SQ/MQ, 374 FH/S/M, 374 SP-FP-AP-GE, 376 C/CF/XCF, 383, 383 LX/S, 384 AQ/FO/SQ/MQ, 384 F/S/V, 384 SP-FP-AP-GE, 393, 393 LX/ TLX/ S, 394 AQ/FO/SQ, 394 F/H/S, 394 SP-FP-AP-GE, 394C, 396C/CF			
1447384M1*	Thermostat			MF 363, 363 LX/S, 364 AQ/FO/SQ/VQ, 364 F/S/V, 364 SP-FP-AP-GE, 364 CF, 366 CF, 393 TLX, 394T AQ, 396 CF, 397T	MF 1000 Series		
4224639M1*	Thermostat					MF 3330F, 3330FE, 3330GE, 3330S, 3330V, 3340C, 3340F, 3340FE, 3340GE, 3340S, 3340V, 3350C, 3350F, 3350FE, 3350GE, 3350S, 3355C, 3355F, 3355FE, 3355GE, 3355S	
4225430M1*	Thermostat						MF 3400 Series
Water Pumps							
735034M1*	Pulley - Water Pump	MF 134C/V, 154, 154 C, 154 F, 154 S, 154 V, 164T/ F/S/V	MF 233, 234 C/CF/S, 244 CF, 253, 254, 254 C/CF/S, 263T, 264T, 264T CF, 264T S	MF 333, 334 V, 353, 353 LX/S, 354 AQ/FO/SQ/MQ, 354 F/S/V, 354 SP-FP-AP-GE, 356 CF, 363, 363 LX/S, 364 AQ/FO/SQ/MQ, 364 F/S/V, 364 SP-FP-AP-GE, 364 CF, 366 CF			
742593M1*	Pulley - Water Pump	MF 174, 174 C, 174 F, 174 S, 174 V, 184, 184 F, 184 S, 194, 194 C, 194 F, 194 S	MF 273, 274, 274C/CF/S/ SK, 283, 284, 284 S, 293, 294, 294S	MF 367 CF, 373, 373 LX/S, 374 AQ/FO/SQ/MQ, 374 FH/S/V, 374 SP-FP-AP-GE, 376 C/CF/XCF, 377, 383, 383 LX/S, 384 AQ/FO/SQ/MQ, 384 F/S/V, 384 SP-FP-AP-GE, 387, 393, 393 LX/S, 394 AQ/FO/SQ, 394 F/H/S, 394 SP-FP-AP-GE, 394C, 396C/CF, 397			

*Part number is used in other MF series models.


10+**COOLING****MF 100 (IT) - MF 3400 (IT) Series**

Part Number	Description	MF 100 (IT) Series	MF 200 (IT) Series	MF 300 (IT) Series	MF 1000 Series	MF 3300 (IT) Series	MF 3400 (IT) Series
746571M1*	Pulley - Water Pump		MF 294C				
747751M1*	Pulley - Water Pump				MF 1134		
1446130M1*	Water Pump Seal	MF 134CV, 154, 154 C, 154 F, 154 V, 164T/FSV, 174, 174 C, 174 F, 174 S, 174 V, 184, 184 F, 184 S, 194, 194 C, 194 F, 194 S	MF 233, 234 C/ S, 253, 254, 254 C/S, 263T, 264T, 264T S, 273, 274, 274 S/ SK, 283, 284, 284 S, 293, 294, 294S		MF 1014		
3637328M1*	Pulley - Water Pump			MF 393 TLX, 394T AQ, 396CT, 397T			
3641333M91*	Water Pump Repair Kit			MF 393 TLX, 394T AQ, 396 CT, 397T			
3641823M91*	Water Pump Assembly	MF 134C/V, 154, 154 C, 154 F, 154 S, 154 V, 164T/FSV	MF 233, 234 C/ CF/ S, 244 CF, 253, 254, 254 C/ CF/ S, 263T, 264T, 264T S	MF 333, 334 V, 353, 353 LV/ S, 354 AQ/FO/SO/VQ, 354 F/SV, 354 SP-PP-AP-GE, 356 CF			
3641832M91*	Water Pump Assembly	MF 174, 174 C, 174 F, 174 S, 174 V, 184, 184 F, 184 S, 194, 194 C, 194 F, 194 S	MF 273, 274, 274C/ CF/ S/ SK, 283, 284, 284 S, 293, 294, 294C, 294S	MF 367 CF, 373, 373 LV/ S, 374 AQ/FO/SO/VQ, 374 F/H/SV, 374 SP-PP-AP-GE, 376 C/CF/XCF, 377, 383, 383 LV/ S, 384 AQ/FO/SO/VQ, 384 F/SV, 384 SP-PP-AP-GE, 387, 393, 393 LV/ S, 394 AQ/FO/SQ, 394 F/H/S, 394 SP-PP-AP-GE, 394C, 396C/ CF, 397			
3641880M91*	Water Pump				MF 1000 Series		
4222002M91*	Water Pump			MF 393 TLX, 394T AQ, 396 CT, 397T			
4226913M91*	Water Pump Assembly						MF 3435 C, 3435 CF, 3435 F, 3435 GE, 3435 S, 3435 V, 3445 C, 3445 CF, 3445 F, 3445 GE, 3445 S, 3455 C, 3455 CF, 3455 F, 3455 GE, 3455 S
4224118M91	Water Pump Assembly				MF 1014		
4225070M91*	Water Pump Repair Kit						MF 3435 C, 3435 CF, 3435 F, 3435 GE, 3435 S, 3435 V, 3445 C, 3445 CF, 3445 F, 3445 GE, 3445 S, 3455 C, 3455 CF, 3455 F, 3455 GE, 3455 S

*Part number is used in other MF series models.

60 | COOLINGwww.masseyferguson.com

10+ | CRAWLER TRACKS





Part Number	Description	MF 100 (IT) Series	MF 200 (IT) Series	MF 300 (IT) Series	MF 1000 Series	MF 3300 (IT) Series	MF 3400 (IT) Series
973691M1	Plate	MF 154 C, 174 C	MF 254 C/ CF, 264T CF, 274C/CF	MF 364 CF, 376 CF/XCF, 396 CF			
977760M1	Plate	MF 154 C, 174 C	MF 254 C/ CF, 264T CF, 274C/CF	MF 364 CF, 376 C/CF/XCF, 396 CF			
978780M1	Plate	MF 134 C, 154 C, 174 C	MF 234 C/ CF, 244 CF	MF 356 CF, 366 CF, 367 CF			
979608M91	Seal Kit	MF 134 C, 154 C, 174 C, 194 C	MF 234 C/ CF, 244 CF, 254 C/ CF, 264T CF, 274C/ CF, 294C	MF 356 CF, 364 CF, 366 CF, 367 CF, 376 C/CF/XCF, 394C, 396C/ CF/ CF			
1816331M1	Plate	MF 134C	MF 234 C/ CF, 244 CF	MF 356 CF, 366 CF, 367 CF			
1816941M1	Plate	MF 134C	MF 234 C/ CF, 244 CF	MF 356 CF, 366 CF			
1824728M1	Sprocket	MF 134C	MF 234 C/ CF, 244 CF				
1824729M1 ①	Sprocket	MF 154 C, 174 C	MF 254 C/ CF, 264T CF, 274C/ CF	MF 364 CF			
1824877M1 ②	Bush	MF 154 C, 174 C, 194 C					
3300404M1 ③	Sprocket	MF 194C	MF 294C				
3302136M1	Bush	MF 154 C, 174 C, 194 C	MF 254 C/ CF, 264T CF, 274C/ CF, 294C				
3304061M1	Shoe		MF 294C	MF 394 C, 396 C			



Part Number	Description	MF 100 (IT) Series	MF 200 (IT) Series	MF 300 (IT) Series	MF 1000 Series	MF 3300 (IT) Series	MF 3400 (IT) Series
3304062M1	Plate		MF 294C	MF 394 C, 396 C/CT			
3536214M1 (4)	Bush	MF 154 C, 174 C, 194 C	MF 254 C/CF, 264T CF, 274C/ OF, 294C	MF 376 C/CF/XCF, 396C/CF/CT			
3538489M91	Roller			MF 356 CF, 364 CF, 366 CF, 367 CF, 376 C/CF/XCF, 394C, 396C/CF/CT			
3538901M91	Shaft	MF 154C, 174C	MF 254 C/CF, 264T CF, 274C/ OF	MF 364 CF, 376 C/CF/XCF, 396CF			
3538902M91	Roller	MF 174C	MF 254 C/ CF, 274C/CF	MF 376 C/CF/XCF, 396 CF			
3538976M92	Roller	MF 134 C, 154 C, 174 C, 194 C	MF 234 C/ OF, 244 OF, 254 C/ OF, 264T CF, 274C/ OF, 294C	MF 356 CF, 366 CF, 367 OF, 376 C/ CF/XCF, 396C/ OF/ CT			
3539029M91 (5)	Roller	MF 194C	MF 294 C	MF 394 C, 396 C/CT			
3539034M91	Roller	MF 134C	MF 234 C/ OF, 244 CF	MF 356 CF, 366 CF, 367 CF			
3539446M2	Sprocket			MF 376 C/CF/XCF, 396C/CF			
3539458M2	Sprocket			MF 396 CT			

Part Number	Description	MF 100 (IT) Series	MF 200 (IT) Series	MF 300 (IT) Series	MF 1000 Series	MF 3300 (IT) Series	MF 3400 (IT) Series
3542024M91	Track			MF 376 CF/XCF, 396 CF			
3542026M91	Track			MF 376 C/CF/XCF, 396 CF			
3542027M91	Track			MF 396 C			
3542028M91	Chain			MF 396 C/CT			
3542029M91	Track			MF 396 C/CT			
3542188M91	Wheel			MF 376 C/CF/XCF, 396 CF			
3542191M91	Wheel			MF 396 C/CT			
3542364M91 (6)	Hub	MF 154 C, 174 C, 194 C	MF 254 C/CF, 264T CF, 274C/CF, 294C	MF 364 CF, 376 C/CF/XCF, 396 C/CF/CT, 394 C			
3546060M1 (7)	Shoe						MF 3425 CF, 3435 C, 3435 CF, 3445 C, 3445 CF, 3455 C, 3455 CF
3546225M1	Shoe			MF 396 CT			
3548385M1	Wheel			MF 366 CF, 366 CF, 367 CF			
3548717M91	Wheel			MF 366 CF, 366 CF, 367 CF			
6507067M91	Roller	MF 194C	MF 294 C	MF 394 C, 396 C/CT			

10+ | ELECTRICAL





Part Number	Description	TE 20, FE 35, MF 35, MF 35X, MF 65	MF 100 (UK) Series	MF 100 (FR) Series	MF 200 (UK & FR) Series	MF 200 (TR) Series	MF 300 Series	MF 500 Series	MF 600 Series
Bulbs									
621234M1* ①	Bulb (12V/5W) Cab		MF 165, 175, 178	MF 100 (FR) Series	MF 200 Series		MF 342, 350, 352, 355, 360, 362, 365, 375, 390, 390T, 398, 399	MF 500 Series	
908543M1* ②	Bulb (21/5W) Cab/ Footstep			MF 145, 152, 155, 158, 165 MKIII/ 178, 165/ 168/ 185/ 188	MF 200 Series	MF 230, 240, 240S, 275, 290	MF 300 Series	MF 500 Series	MF 690, 698, 699
961866M1*	Bulb			MF 100 (FR) Series	MF 200 Series	MF 200 (TR) Series	MF 300 Series	MF 560, 575, 590, 592, 595, 595MKII	MF 600 Series
1039587M1*	Bulb (12V/5W) Cab/ Footstep			MF 130, 133, 135, 145, 155, 158, 165 MKIII/ 178, 165/ 168/ 185/ 188	MF 200 Series	MF 230, 240, 240S	MF 300 Series	MF 550, 560, 565, 575, 590	MF 600 Series
1628494M1* ③	Bulb				MF 230, 240, 250, 265, 275, 290, 298		MF 300 Series	MF 550, 565, 575, 590	MF 600 Series
3002706X1*	Bulb				MF 240, 250, 265, 275, 290		MF 350, 355, 360, 362, 365, 375, 390, 390T, 398, 399		
3405180M1*	Bulb (12V/55W) Cab/ Footstep						MF 342, 352, 365, 375, 390, 390T, 398, 399		
3405186M1*	Bulb					MF 200 (TR) Series			
X825283248000*	Bulb H4 60/55 W					MF 200 (TR) Series			
X825283299000*	Bulb (12V/21W) Cab/ Footstep			MF 133, 135, 133/ 135 MKIII/ 135 V, 135/ 148 MKIII/ 135/ 145 V/S, 145, 145 MKIII/ 145 V, 152, 152 MKIII/ 152 F/S/V, 155, 158, 158 MKIII/ 158 F, 165/ 168/ 185/ 188, 165 MKIII/ 178, 168 MKIII/ 168 F/S	MF 200 Series	MF 230, 240, 240S, 275, 290	MF 300 Series	MF 500 Series	MF 600 Series
Flasher Units									
3103895M1	Flasher Unit				MF 230, 240, 250, 265, 275, 290, 298		MF 375E, 390E		

*Part number is used in other MF series models.


Part Number	Description	TE 20, FE 35, MF 35, MF 35X, MF 65	MF 100 (UK) Series	MF 100 (FR) Series	MF 200 (UK & FR) Series	MF 200 (TR) Series	MF 300 Series	MF 500 Series	MF 600 Series	
3104649M1 (4)	Flasher Unit Knob				MF 230, 240, 250, 265, 275, 290, 298		MF 375E, 390E			
3300536M92*	Flasher Unit								MF 600 Series	
3617865M1* (5)	Flasher Unit		MF 165	MF 133, 135, 133/ 135 MKIII/ 135 V, 135/ 148 MKIII/ 135/ 145 V/S, 145, 145 MKIII/ 145 V, 152, 152 MKIII/ 152 F/S/V, 155, 158, 158 MKIII/ 158 F/S/V, 165/ 168/ 185/ 188, 165 MKIII/ 178, 168 MKIII/ 168 F/S	MF 200 Series		MF 342, 352, 365, 375, 390, 390T, 398, 399	MF 500 Series		
3906945M91 (6)	Switch				MF 230, 240, 250, 265, 275, 290, 298		MF 375E, 390E			
Fuses										
1695939M1*	Fuse Cab/ Footstep				MF 230, 240, 275, 290	MF 265S, 275, 285S, 290	MF 300 Series			
1695940M1* (7)	Fuse Cab/ Footstep				MF 230, 240, 275, 290		MF 342, 352, 362, 365, 375, 375E, 390, 390E, 390T, 398, 399			
1695966M1*	Fuse Cab/ Footstep					MF 275, 290	MF 340, 342, 350, 352, 355, 360, 362, 365, 375, 390, 390T, 398, 399			
3387318M1*	Fuse Cab/ Footstep				MF 275, 290	MF 265S, 275, 285S, 290	MF 300 Series			
3387319M1*	Fuse Cab/ Footstep				MF 275, 290	MF 265S, 275, 285S, 290	MF 342, 352, 375, 390, 390T, 398, 399			
3712661M1*	Fuse Cab/ Footstep					MF 275, 290				



(1)



(2)



(3)




(4)



(5)



(6)



(7)

*Part number is used in other MF series models.



Part Number	Description	TE 20, FE 35, MF 35, MF 35X, MF 65	MF 100 (UK) Series	MF 100 (FR) Series	MF 200 (UK & FR) Series	MF 200 (TR) Series	MF 300 Series	MF 500 Series	MF 600 Series
General									
409965M1*	Socket - 7 Pin			MF 100 (FR) Series	MF 200 Series	MF 230, 240, 240S, 266S, 285S	MF 340, 350, 355, 360, 362, 365, 375, 375E, 390, 390E, 390T, 398, 399	MF 500 Series	
827055M1	Ammeter		MF 135, 165						
829937M1	Distributor Cap	TE 20, FE 35, 35 Petrol, VO, LO Engines							
897074M1	Cap - Ammeter		MF 100 (UK) Series						
1897312M1*	Diode						MF 375, 390, 398		
4355332M1*	Horn		MF 165, 175, 178	MF 100 (FR) Series	MF 200 Series	MF 200 (TR) Series	MF 300 Series	MF 560, 565, 575, 590, 592, 595, 595 MKII	MF 600 Series
F140901020020*	Adaptor		MF 135, 148, 165, 168, 175, 178, 185, 188						
G205900900020*	Adaptor						MF 342, 352, 365, 375, 390, 390T, 398, 399		
Motor									
1680361M91* (11)	Blower							MF 500 Series	
3310484M91*	Motor - Heater								MF 600 Series
Solenoids									
1896464M1*	Solenoid - Fuel Injection						MF 352, 360, 355, 399		
4224321M1* (12)	Solenoid - Fuel Injection Pump					MF 275, 290			
Switches									
273541M91	Switch			MF 155, 165 MKIII/ 178					

*Part number is used in other MF series models.



8



9



10




11



12



13



14

Part Number	Description	TE 20, FE 35, MF 35, MF 35X, MF 65	MF 100 (UK) Series	MF 100 (FR) Series	MF 200 (UK & FR) Series	MF 200 (TR) Series	MF 300 Series	MF 500 Series	MF 600 Series
881670M1*	Flasher Switch			MF 133, 135, 133/ 135 MKIII/ 135 V, 135/ 148 MKIII/ 135/ 145 V/S, 145, 145 MKIII/ 145 V, 152, 152 MKIII/ 152 F/S/V, 155, 158, 158 MKIII/ 158 F/S/V, 165/ 168/ 185/ 188, 168 MKIII/ 168 F/S	MF 200 Series			MF 500 Series	
882283M1	Light Switch		MF 100 (UK) Series						
882284M1	Light Switch Knob		MF 135, 165						
883928M91	Switch - Ignition		MF 135, 165, 175, 175S, 178						
963416M1	Ignition Switch			MF 133, 135, 145, 155, 165, 165 MKIII/ 178					
1668830M91*	Light Switch Knob		MF 165	MF 100 (FR) Series	MF 200 Series	MF 200 (TR) Series	MF 375E, 390E	MF 500 Series	
1679223M2*	Neutral Safety Start Switch		MF 100 (UK) Series	MF 100 (FR) Series	MF 200 Series	MF 230, 240, 240S, 265S, 285S	MF 300 Series	MF 500 Series	MF 600 Series
1687049M92	Brake Light Switch				MF 230, 240, 265, 275, 290		MF 375E, 390E		
1693367M1*	Pressure Sensor					MF 275, 290			
1874535M3*	Switch - Ignition			MF 133, 135, 133/ 135 MKIII/ 135 V, 135/ 148 MKIII/ 135/ 145 V/S, 145 MKIII/ 145 V, 152, 152 MKIII/ 152 F/S/V, 155, 158, 158 MKIII/ 158 F/S/V, 165/ 168/ 185/ 188, 168 MKIII/ 168 F/S	MF 200 Series	MF 230, 240, 240S, 265S, 285S	MF 340, 350, 355, 365, 360, 362, 375, 375E, 390, 390E, 390T, 398, 399	MF 500 Series	

*Part number is used in other MF series models.



Part Number	Description	TE 20, FE 35, MF 35, MF 35X, MF 65	MF 100 (UK) Series	MF 100 (FR) Series	MF 200 (UK & FR) Series	MF 200 (TR) Series	MF 300 Series	MF 500 Series	MF 600 Series
1874709M1* ⁽¹⁵⁾	Brake Light Switch				MF 230, 235, 240, 245, 250, 255, 265, 275, 285, 290	MF 230, 240, 240S, 265S, 285S		MF 565, 575, 590, 592, 595, 595MKII	
1877721M92*	Oil Pressure Switch				MF 200 Series	MF 200 (TR) Series		MF 500 Series	MF 600 Series
1877731M92*	Temperature Sender		MF 165	MF 100 (FR) Series	MF 230, 235, 240, 245, 250, 255, 265, 275, 285, 290, 298	MF 200 (TR) Series	MF 300 Series	MF 500 Series	MF 600 Series
3300530M91*	Light Switch								MF 600 Series
3300533M91* ⁽¹⁶⁾	Light Switch								MF 600 Series
3300568M91*	Fuse Holder								MF 675, 690, 698
3305189M92*	Ignition Switch								MF 600 Series
3370427M91*	Switch								MF 600 Series
3595186M2*	Pressure Switch Tandem Pump					MF 265S, 275, 285S, 290	MF 342, 350, 352, 355, 360, 362, 365, 375, 390, 390T, 398, 399		
3595187M1*	Temperature Switch					MF 265S, 275, 285S, 290	MF 342, 350, 352, 355, 360, 362, 365, 375, 390, 390T, 398, 399		
3596851M2 ⁽¹⁷⁾	Switch		MF 165		MF 230, 240		MF 340, 342, 350, 352, 360, 362, 365, 375, 390, 390T, 398, 399		
3613840M2	Foot Brake Switch						MF 342, 352, 365, 375, 390, 390T, 398, 399		
3699692M92*	Ignition Switch						MF 342, 352, 362, 365, 375, 390, 390T, 398, 399		
3759508M91 ⁽¹⁸⁾	Switch				MF 230, 240		MF 362, 365, 375, 390, 390T, 398, 399		

*Part number is used in other MF series models.


Part Number	Description	TE 20, FE 35, MF 35, MF 35X, MF 65	MF 100 (UK) Series	MF 100 (FR) Series	MF 200 (UK & FR) Series	MF 200 (TR) Series	MF 300 Series	MF 500 Series	MF 600 Series
3760061M92*	Clutch Pedal Switch						MF 342, 352, 365, 375, 390, 390T, 398, 399		
3761983M91* (19)	Neutral Safety Start Switch Gearbox and PTO	MF 65	MF 100 (UK) Series	MF 133, 135, 133/135 MKIII/135 V, 135/148 MKIII/135/145 V/S, 145, 145 MKIII/145 V, 152, 152 MKIII/152 F/S/V, 158, 158 MKIII/158 F/S/V, 165/168/185/188, 165 MKIII/178, 168 MKIII/168 F/S	MF 200 Series	MF 200 (TR) Series	MF 300 Series	MF 500 Series	MF 600 Series
3762867M91*	Switch						MF 342, 352, 365, 375, 390, 390T, 398, 399		
3763601M1* (20)	Switch 4WD				MF 240, 275, 290	MF 265S, 275, 285S, 290	MF 342, 352, 362, 365, 375, 375E, 390, 390E, 390T, 398, 399		
3813361M1* (21)	Key - Ignition Switch		MF 100 (UK) Series	MF 100 (FR) Series	MF 230, 235, 240, 245, 250, 255, 260, 265, 275, 285, 290	MF 230, 240, 240S, 266S, 285S	MF 340, 342, 350, 352, 355, 360, 362, 365, 375, 375E, 390, 390E, 390T, 398, 399	MF 500 Series	MF 600 Series



(15)




(16)



(17)



(18)



(19)



(20)





(21)

*Part number is used in other MF series models.



Part Number	Description	MF 2000/5 Series	MF 3000 Series	MF 3100 Series	MF 3600 Series	MF 4200 Series	MF 4300 Series	MF 5400 Series (Tier 2) Series	MF 6100 Series	MF 6200 Series	MF 6400 Series (Tier 2) Series	MF 8100 Series	MF 8200 Series
Bulbs													
621234M1*	Bulb (12V/5W) Cab	MF 2000/5 Series	MF 3000 Series			MF 4200 Series	MF 4300 Series						
908543M1* ⁽²²⁾	Bulb (21/5W) Cab/ Footstep		MF 3000 Series	MF 3100 Series	MF 3600 Series	MF 4200 Series	MF 4300 Series	MF 5400 Series	MF 6100 Series	MF 6200 Series	MF 6400 Series	MF 8100 Series	MF 8200, 8220, 8240
961866M1*	Bulb	MF 2000/5 Series	MF 3000 Series	MF 3100 Series	MF 3600 Series	MF 4200 Series			MF 6100 Series	MF 6200 Series		MF 8100 Series	MF 8200 Series
1039597M1*	Bulb (12V/5W) Cab/ Footstep		MF 3000 Series	MF 3100 Series	MF 3600 Series	MF 4200 Series	MF 4300 Series	MF 5400 Series	MF 6100 Series	MF 6200 Series	MF 6400 Series	MF 8100 Series	MF 8200 Series
1628494M1* ⁽²³⁾	Bulb	MF 2000/5 Series	MF 3000 Series	MF 3100 Series	MF 3600 Series	MF 4200 Series	MF 4300 Series	MF 5400 Series	MF 6100 Series	MF 6200 Series	MF 6400 Series	MF 8100 Series	MF 8200 Series
3002706X1*	Bulb	MF 2000/5 Series	MF 3000 Series	MF 3100 Series	MF 3600 Series	MF 4200 Series	MF 4300 Series	MF 5400 Series	MF 6100 Series	MF 6200 Series	MF 6400 Series	MF 8100 Series	MF 8200 Series
3405180M1*	Bulb (12V/55W) Cab/ Footstep		MF 3000 Series	MF 3100 Series		MF 4200 Series	MF 4300 Series	MF 5400 Series	MF 6100 Series	MF 6200 Series	MF 6400 Series	MF 8100 Series	MF 8200 Series
3405186M1*	Bulb					MF 4225, 4235, 4240, 4245, 4255, 4260, 4265, 4270	MF 4300 Series	MF 5400 Series	MF 6100 Series	MF 6200 Series	MF 6400 Series	MF 8100 Series	MF 8200 Series
X825283248000*	Bulb H4 60/55 W					MF 4225, 4235, 4240, 4245, 4255, 4260, 4265, 4270	MF 4300 Series	MF 5400 Series	MF 6100 Series	MF 6200 Series	MF 6400 Series	MF 8100 Series	MF 8200 Series
X8252832990000*	Bulb (12V/21W) Cab/ Footstep	MF 2000/5 Series	MF 3000 Series	MF 3100 Series	MF 3600 Series	MF 4200 Series	MF 4300 Series	MF 5400 Series	MF 6100 Series	MF 6200 Series	MF 6400 Series	MF 8100 Series	MF 8200 Series
Flasher Units													
3617865M1* ⁽²⁴⁾	Flasher Unit	MF 2000/5 Series	MF 3000 Series	MF 3100 Series	MF 3600 Series				MF 6100 Series	MF 6200 Series		MF 8100 Series	MF 8200 Series
Fuses													
1695939M1*	Fuse Cab/ Footstep		MF 3000 Series	MF 3100 Series	MF 3600 Series	MF 4200 Series	MF 4300 Series	MF 5400 Series	MF 6100 Series	MF 6200 Series	MF 6495	MF 8100 Series	MF 8200 Series

*Part number is used in other MF series models.



Part Number	Description	MF 2000/5 Series	MF 3000 Series	MF 3100 Series	MF 3600 Series	MF 4200 Series	MF 4300 Series	MF 5400 Series (Tier 2)	MF 6100 Series	MF 6200 Series	MF 6400 Series (Tier 2)	MF 8100 Series	MF 8200 Series
1695940M1* ⁽²⁵⁾	Fuse Cab/ Footstep					MF 4200 Series	MF 4300 Series	MF 5400 Series		MF 6200 Series	MF 6400 Series	MF 8100 Series	MF 8200 Series
1695966M1*	Fuse Cab/ Footstep		MF 3000 Series	MF 3100 Series	MF 3600 Series	MF 4200 Series	MF 4300 Series	MF 5400 Series	MF 6100 Series	MF 6200 Series	MF 6400 Series	MF 8100 Series	MF 8200 Series
3387318M1*	Fuse Cab/ Footstep		MF 3000 Series	MF 3100 Series	MF 3600 Series	MF 4200 Series	MF 4300 Series	MF 5400 Series	MF 6100 Series	MF 6200 Series	MF 6400 Series	MF 8110, 8120, 8130, 8140, 8150, 8160	MF 8200 Series
3387319M1*	Fuse Cab/ Footstep		MF 3000 Series	MF 3100 Series	MF 3600 Series	MF 4200 Series	MF 4300 Series	MF 5400 Series	MF 6100 Series	MF 6200 Series	MF 6495	MF 8100 Series	MF 8200 Series
3712661M1*	Fuse Cab/ Footstep					MF 4200 Series	MF 4315, 4320, 4325, 4335, 4345, 4355, 4360, 4370	MF 5400 Series	MF 6100 Series	MF 6200 Series	MF 6400 Series	MF 8100 Series	MF 8200 Series
General													
409965M1* ⁽²⁶⁾	Socket - 7 Pin	MF 2000/5 Series	MF 3000 Series	MF 3100 Series	MF 3600 Series				MF 6100 Series	MF 6200 Series	MF 6400 Series	MF 8100 Series	MF 8200 Series
1897312M1* ⁽²⁷⁾	Diode		MF 3050, 3060, 3065, 3070, 3075, 3080, 3090, 3095		MF 3610, 3630, 3645, 3650, 3655, 3670, 3680, 3690				MF 6100 Series	MF 6200 Series		MF 8110, 8120, 8130, 8140, 8150, 8160	MF 8210, 8220, 8240, 8250
3381406M1 ⁽²⁸⁾	Gauge	MF 2620, 2640, 2680 S 271213 >											
3583285M1	Sensor		MF 3000 Series	MF 3100 Series	MF 3600 Series			MF 5400 Series	MF 6100 Series	MF 6200 Series	MF 6445, 6455, 6460, 6465, 6470, 6475, 6480		
3615652M1	Relay	MF 2000/5 Series	MF 3000 Series	MF 3100 Series	MF 3600 Series			MF 5400 Series	MF 6100 Series	MF 6200 Series	MF 6485, 6490, 6495	MF 8100 Series	MF 8200 Series
3779879M1	Relay							MF 5400 Series		MF 6200 Series	MF 6400 Series	MF 8170, 8180	MF 8200 Series



*Part number is used in other MF series models.



Part Number	Description	MF 2000/5 Series	MF 3000 Series	MF 3100 Series	MF 3600 Series	MF 4200 Series	MF 4300 Series	MF 5400 (Tier 2) Series	MF 6100 Series	MF 6200 Series	MF 6400 (Tier 2) Series	MF 8100 Series	MF 8200 Series
3790881M1	Sensor							MF 5400 Series		MF 6200 Series	MF 6400 Series	MF 8170, 8180	MF 8200 Series
3904295M3	Resistor					MF 4200 Series	MF 4300 Series	MF 5400 Series		MF 6200 Series	MF 6400 Series		MF 8200 Series
4355332M1* (29)	Horn	MF 2000/5 Series	MF 3000 Series	MF 3100 Series	MF 3600 Series	MF 4200 Series	MF 4300 Series	MF 5400 Series	MF 6100 Series	MF 6200 Series	MF 6400 Series	MF 8100 Series	MF 8200 Series
F140901020020*	Adaptor												
G205900900020*	Adaptor							MF 5400 Series	MF 6100 Series	MF 6200 Series	MF 6485, 6490, 6495, 6497, 6499	MF 8100 Series	MF 8200 Series
Motor													
1680361M91* (30)	Blower	MF 2000/5 Series											
3310831M91 (31)	Motor		MF 3000 Series	MF 3100 Series				MF 5425, 5435, 5445, 5465	MF 6100 Series	MF 6200 Series		MF 8100 Series	MF 8200 Series
Solenoids													
1896464M1*	Solenoid - Fuel Injection		MF 3075, 3085, 3095	MF 3115, 3125	MF 3635, 3645, 3655	MF 4200 Series			MF 6130, 6140, 6150, 6160, 6170, 6180	MF 6200 Series		MF 8120	MF 8210, 8220
4224321M1*	Solenoid - Fuel Injection Pump					MF 4200 Series	MF 4300 Series	MF 5425, 5435, 5445, 5455, 5460		MF 6200 Series	MF 6445, 6455		
Switches													
521319M91 (32)	Clutch Pedal Switch	MF 2000/5 Series	MF 3050, 3060, 3070, 3080, 3090		MF 3610, 3630, 3650								
881670M1*	Flasher Switch	MF 2620, 2640, 2660 <S 27/12/12											
1668830M91*	Light Switch Knob	MF 2620, 2640, 2660											

*Part number is used in other MF series models.

Part Number	Description	MF 2000/5 Series	MF 3000 Series	MF 3100 Series	MF 3600 Series	MF 4200 Series	MF 4300 Series	MF 5400 Series (Tier 2) Series	MF 6100 Series	MF 6200 Series	MF 6400 (Tier 2) Series	MF 8100 Series	MF 8200 Series
1679223M2*	Neutral Safety Start Switch	MF 2000/5 Series	MF 3000 Series	MF 3100 Series	MF 3600 Series				MF 6110, 6120, 6130, 6140, 6150, 6160, 6170, 6180			MF 8110, 8120, 8130, 8140, 8150, 8160	
1693367M1*	Pressure Sensor					MF 4200 Series	MF 4300 Series						
1874535M3*	Switch - Ignition	MF 2000/5 Series	MF 3000 Series	MF 3100 Series	MF 3600 Series				MF 6100 Series	MF 6260, 6270, 6280, 6290		MF 8100 Series	MF 8210, 8220
1874709M1*	Brake Light Switch	MF 2620, 2640, 2680, 2720											
1877721M92*	Oil Pressure Switch	MF 2000/5 Series	MF 3000 Series	MF 3100 Series	MF 3610, 3630, 3635, 3645, 3650, 3655	MF 4200 Series	MF 4300 Series	MF 5400 Series	MF 6100 Series	MF 6200 Series		MF 8110, 8120, 8130	MF 8210, 8220
1877731M92*	Temperature Sender	MF 2000/5 Series	MF 3000 Series	MF 3100 Series	MF 3610, 3630, 3635, 3645, 3650, 3655	MF 4225, 4235, 4240, 4245, 4255, 4260, 4265, 4270	MF 4335, 4345, 4355, 4360, 4365, 4370		MF 6100 Series	MF 6200 Series		MF 8110, 8120, 8130	MF 8210, 8220
3370427M91*	Switch	MF 2000/5 Series							MF 6100 Series	MF 6200 Series		MF 8100 Series	MF 8200 Series
3385756M91 (33)	Switch		MF 3000 Series	MF 3100 Series	MF 3600 Series								
3385758M92	Switch		MF 3000 Series	MF 3100 Series	MF 3600 Series								
3385760M92 (34)	Switch		MF 3000 Series	MF 3100 Series	MF 3600 Series								
3583331M1 (35)	Sensor		MF 3065, 3085, 3095	MF 3125	MF 3670, 3680, 3690			MF 5425, 5435, 5445, 5455, 5460, 5470			MF 6445, 6455	MF 8140, 8150, 8160	MF 8240, 8250
3581474M91	Switch		MF 3000 Series	MF 3100 Series	MF 3600 Series								






*Part number is used in other MF series models.



Part Number	Description	MF 2000/5 Series	MF 3000 Series	MF 3100 Series	MF 3600 Series	MF 4200 Series	MF 4300 Series	MF 5400 Series (Tier 2)	MF 6100 Series	MF 6200 Series	MF 6400 Series (Tier 2)	MF 8100 Series	MF 8200 Series
3595186M2*	Pressure Switch Tandem Pump					MF 4225, 4235, 4240, 4245, 4255, 4260, 4265, 4270	MF 4325, 4335, 4345, 4355, 4360, 4365, 4370						
3595187M1*	Temperature Switch					MF 4225, 4235, 4240, 4245, 4255, 4260, 4270	MF 4325, 4335, 4345, 4355, 4360, 4365, 4370						
3617693M1 (36)	Switch - Clutch		MF 3000 Series	MF 3100 Series	MF 3600 Series				MF 6100 Series			MF 8110, 8120, 8130, 8140, 8150, 8160, 8170	
3619445M2 (37)	Switch							MF 5400 Series	MF 6100 Series	MF 6200 Series		MF 8100 Series	
3699692M92*	Ignition Switch					MF 4200 Series	MF 4300 Series						
3713669M4 (38)	Switch							MF 5425, 5435, 5445, 5455, 5460, 5465, 5470	MF 6100 Series	MF 6200 Series	MF 6400 Series	MF 8100 Series	MF 8200 Series
3760061M92*	Clutch Pedal Switch					MF 4200 Series	MF 4300 Series						
3761983M91*	Neutral Safety Start Switch Gearbox and PTO					MF 4200 Series	MF 4300 Series						
3762867M91*	Switch					MF 4200 Series	MF 4300 Series						
3763601M1*	Switch 4WD					MF 4200 Series	MF 4300 Series						
3779699M1	Ignition Switch							MF 5400 Series		MF 6200 Series	MF 6400 Series		MF 8200 Series
3808918M2 (39)	Switch - Rotating Beacon					MF 4200 Series	MF 4300 Series						
3808919M2	Switch - Rear Window Wiper					MF 4200 Series	MF 4300 Series						
3809150M1 (40)	Switch					MF 4200 Series	MF 4300 Series						

*Part number is used in other MF series models.

Part Number	Description	MF 2000/5 Series	MF 3000 Series	MF 3100 Series	MF 3600 Series	MF 4200 Series	MF 4300 Series	MF 5400 (Tier 2) Series	MF 6100 Series	MF 6200 Series	MF 6400 (Tier 2) Series	MF 8100 Series	MF 8200 Series
3809498M1	Switch					MF 4200 Series	MF 4300 Series						
3809499M2	Switch					MF 4200 Series	MF 4300 Series						
3812271M1	Switch					MF 4200 Series	MF 4300 Series						
3812275M1	Switch					MF 4200 Series	MF 4300 Series						
3812633M1	Switch					MF 4200 Series	MF 4300 Series						
3813361M1*	Key - Ignition Switch	MF 2000/5 Series	MF 3000 Series	MF 3100 Series	MF 3600 Series	MF 4200 Series	MF 4300 Series	MF 5400 Series	MF 6100 Series	MF 6200 Series	MF 6400 Series	MF 8100 Series	MF 8200 Series
3824042M1	Switch					MF 4200 Series	MF 4300 Series						
3902436M2	Switch					MF 4200 Series	MF 4300 Series		MF 6100 Series			MF 8110, 8120, 8130, 8140, 8150, 8160	
4222684M1	Thermocontact					MF 4215, 4220							
4224819M1 (41)	Temperature Sensor							MF 5425, 5435, 5445, 5455, 5460			MF 6445, 6455		
4226155M1	Temperature Sensor							MF 5465			MF 6460, 6465, 6470, 6475, 6480		
4290431M1 (42)	Switch - Rotating Beacon							MF 5400 Series	MF 6100 Series	MF 6200 Series		MF 8100 Series	MF 8200 Series
4290435M1	Switch - Light							MF 5400 Series	MF 6100 Series	MF 6200 Series		MF 8100 Series	MF 8200 Series
4290436M1	Switch - Hazard Warning							MF 5400 Series	MF 6100 Series	MF 6200 Series		MF 8100 Series	MF 8200 Series
4290439M1	Switch - 4WD					MF 4200 Series	MF 4300 Series	MF 5425, 5435, 5445, 5455, 5460					



*Part number is used in other MF series models.

10+

ELECTRICAL

MF 2000 - MF 8200 Series



Part Number	Description	MF 2000/5 Series	MF 3000 Series	MF 3100 Series	MF 3600 Series	MF 4200 Series	MF 4300 Series	MF 5400 (Tier 2) Series	MF 6100 Series	MF 6200 Series	MF 6400 (Tier 2) Series	MF 8100 Series	MF 8200 Series
4293537M1	Switch - Light							MF 5400 Series	MF 6100 Series	MF 6200 Series	MF 6400 Series	MF 8100 Series	MF 8200 Series
4293575M1	Switch		MF 3000 Series	MF 3100 Series	MF 3600 Series			MF 5400 Series	MF 6100 Series	MF 6200 Series	MF 6400 Series	MF 8100 Series	MF 8200 Series
4294420M3	Switch - Seat Control									MF 6200 Series	MF 6400 Series		MF 8200 Series
4295389M4	Switch - Clutch Pedal							MF 5400 Series		MF 6200 Series	MF 6400 Series		MF 8200 Series
72512518	Oil Pressure Switch										MF 6445, 6455	MF 8170, 8180	MF 8200 Series

ELECTRICAL

MF 100 (IT) - MF 3400 (IT) Series

Part Number	Description	MF 100 (IT) Series	MF 200 (IT) Series	MF 300 (IT) Series	MF 1000 (IT) Series	MF 3300 (IT) Series	MF 3400 (IT) Series
Bulbs							
621234M1*	Bulb (12/5W) Cab					MF 3300 Series	MF 3400 Series
908543M1*	Bulb (21/5W) Cab/ Footstep	MF 134V, 154 F, 154 S, 154 V, 164T/ F/SV, 174 F, 174 S, 174 V, 184 F, 184 S, 194 F, 194 S	MF 234 C/ OF, 244 CF, 254, 254 C/ OF, 264T, 264T OF, 274, 274C/ OF, 294C	MF 300 (IT) Series		MF 3300 Series	MF 3400 Series
961866M1*	Bulb	MF 134 V, 154, 154 S, 164T/ F/SV, 174, 174 F, 174 S, 174 V, 184 F, 184S, 194 F, 194 S	MF 234 C/ OF/ S, 244 CF, 253, 254, 254 C/ OF, 263T, 264T, 264T CF, 264T S, 273, 274, 274C/ OF/SK, 283, 284 S, 293, 294C, 294S	MF 300 (IT) Series	MF 1000 Series		

*Part number is used in other MF series models.



Part Number	Description	MF 100 (IT) Series	MF 200 (IT) Series	MF 300 (IT) Series	MF 1000 (IT) Series	MF 3300 (IT) Series	MF 3400 (IT) Series
1039587M1*	Bulb (12V/5W) Cab/ Footstep	MF 100 (IT) Series	MF 233, 234 C/CF/S, 244 CF, 253, 254, 254 C/CF, 263T, 264T, 264T CF, 273, 274, 274C/CF/SK, 283, 284, 284 S, 293, 294, 294C, 294S	MF 300 (IT) Series	MF 1000 Series	MF 3300 Series	MF 3400 Series
1628494M1* (45)	Bulb	MF 100 Series 134 V, 154 F, 154 S, 154 V, 164T/ F/SV, 174 S, 174 V, 184 F, 184 S, 194 F, 194 S	MF 233, 234 C/CF, 244 CF, 253, 254, 264 C/CF, 264T, 264T CF, 273, 274, 274C/CF/S/SK, 283, 284, 293, 294, 294C, 294S	MF 333, 334 V, 353, 353 S, 354 F/SV, 354 SP-FP-AP-GE, 356 CF, 363, 363 S, 364 F/SV, 364 SP-FP-AP-GE, 364 CF, 366 CF, 367 CF, 373, 373 S, 374 F/H/SV, 374 SP-FP-AP-GE, 376 C/OF/CF, 377, 383, 383 S, 384 F/SV, 384 SP-FP-AP-GE, 387, 393, 393 S, 394 F/H/S, 394 SP-FP-AP-GE, 394C, 396C/CF/CT, 397, 397T	MF 1014		
3002706X1*	Bulb	MF 154S, 174S, 184S, 194F					
3405180M1*	Bulb (12V/55W) Cab/ Footstep			MF 353, 353 LX, 354 AQ/FO/SO/WQ, 354 FV, 354 SP-FP-AP-GE, 363, 363 LX, 364 AQ/FO/SO/WQ, 364 FV, 364 SP-FP-AP-GE, 373, 373 LX, 374 AQ/FO/SO/WQ, 374 F/H/V, 374 SP-FP-AP-GE, 377, 383, 383 LX, 384 AQ/FO/SO/WQ, 384 FV, 384 SP-FP-AP-GE, 387, 393, 393 LX/TLX, 394 AQ/FO/SQ, 394 FH, 394 SP-FP-AP-GE, 394T AQ, 397, 397T		MF 3300 Series	MF 3400 Series
3405186M1*							
X825283248000*	Bulb H4 60/55 W						

*Part number is used in other MF series models.



Part Number	Description	MF 100 (IT) Series	MF 200 (IT) Series	MF 300 (IT) Series	MF 1000 (IT) Series	MF 3300 (IT) Series	MF 3400 (IT) Series
X825283299000*	Bulb (12V/21W) Cab/ Footstep	MF 174F, 194F				MF 3300 Series	MF 3400 Series
Flasher Units							
1424103M92 ⁽⁴⁶⁾	Indicator	MF 154, 174, 184, 194	MF 234 S		MF 1114, 1134		
3300536M92*	Flasher Unit	MF 134V, 154, 154 F, 154 S, 154 V, 164T/ F/S/V, 174, 174 F, 174 S, 174 V, 184 F, 184 S, 194 F, 194 S	MF 233, 234 C/ CF/ S, 244 CF, 253, 254, 254 C/ CF, 263T, 264T, 264T CF, 264T S, 273, 274C/ CF/ SK, 283, 284, 284 S, 293, 294, 294C, 294S	MF 364CF, 394C	MF 1000 Series		
3617865M1* ⁽⁴⁷⁾	Flasher Unit	MF 154, 174, 184, 194	MF 254S, 274S	MF 333, 334 V, 353, 353 LX/ S, 354 AQ/FO/SO/VQ, 354 F/S/V, 354 SP-PP-AP-GE, 356 CF, 363, 363 LX S, 364 AQ/FO/SO/VQ, 364 F/S/V, 364 SP-PP-AP-GE, 366 CF, 367 CF, 373, 373 LX/ S, 374 AQ/FO/SO/VQ, 374 F/H/S/V, 374 SP-PP-AP-GE, 376 C/CF/XCF, 377, 383, 383 LX S, 384 AQ/FO/SO/VQ, 384 F/S/V, 384 SP-PP-AP-GE, 387, 393, 393 LX/ TLY S, 394 AQ/FO/SO, 394 F/H/S, 394 SP-PP-AP-GE, 394T AQ, 396C/ CF/ CT, 397, 397T	MF 1114, 1134		
Fuses							
1695939M1*	Fuse Cab/ Footstep			MF 300 Series 333, 334 V, 353, 353 LX/ S, 354 AQ/FO/SO/VQ, 354 F/S/V, 354 SP-PP-AP-GE, 356 CF, 363, 363 LX/ S, 364 AQ/FO/SO/VQ, 364 F/S/V, 364 SP-PP-AP-GE, 366 CF, 367 CF, 373, 373 LX/ S, 374 AQ/FO/SO/VQ, 374 F/H/S/V, 374 SP-PP-AP-GE, 376 C/CF/XCF, 377, 383, 383 LX S, 384 AQ/FO/SO/VQ, 384 F/S/V, 384 SP-PP-AP-GE, 387, 393, 393 LX/ TLY S, 394 AQ/FO/SO, 394 F/H/S, 394 SP-PP-AP-GE, 394T AQ, 396C/ CF/ CT, 397, 397T		MF 3300 Series	MF 3400 Series
1695940M1* ⁽⁴⁸⁾	Fuse Cab/ Footstep			MF 300 Series 333, 334 V, 353, 353 LX/ S, 354 AQ/FO/SO/VQ, 354 F/S/V, 354 SP-PP-AP-GE, 356 CF, 363, 363 LX/ S, 364 AQ/FO/SO/VQ, 364 F/S/V, 364 SP-PP-AP-GE, 366 CF, 367 CF, 373, 373 LX/ S, 374 AQ/FO/SO/VQ, 374 F/H/S/V, 374 SP-PP-AP-GE, 376 C/CF/XCF, 377, 383, 383 LX S, 384 AQ/FO/SO/VQ, 384 F/S/V, 384 SP-PP-AP-GE, 387, 393, 393 LX/ TLY S, 394 AQ/FO/SO, 394 F/H/S, 394 SP-PP-AP-GE, 394T AQ, 396C/ CF/ CT, 397, 397T	MF 1014	MF 3300 Series	MF 3400 Series

*Part number is used in other MF series models.

Part Number	Description	MF 100 (IT) Series	MF 200 (IT) Series	MF 300 (IT) Series	MF 1000 (IT) Series	MF 3300 (IT) Series	MF 3400 (IT) Series	
1695966M1*	Fuse Cab/ Footstep			MF 333, 334 V, 353, 353 LX/ S, 354 AQ/FQ/SQ/VQ, 354 F/S/V, 354 SP-PP-AP-GE, 356 CF, 363, 363 LX S, 364 AQ/FQ/SQ/VQ, 364 F/S/V, 364 SP-PP-AP-GE, 366 CF, 367 CF, 373, 373 LX/ S, 374 AQ/FQ/SQ/VQ, 374 F/H/S/V, 374 SP-PP-AP-GE, 376 C/GF/XCF, 377, 383, 383 LX S, 384 AQ/FQ/SQ/VQ, 384 F/S/V, 384 SP-PP-AP-GE, 387, 393, 393 LX/ TLX/ S, 394 AQ/ FQ/SQ, 394 F/H/S, 394 SP-PP-AP-GE, 394T AQ, 396C/ CF/CT, 397, 397T		MF 1014	MF 3300 Series	MF 3400 Series
3387318M1*	Fuse Cab/ Footstep			MF 333, 334 V, 353, 353 LX/ S, 354 AQ/FQ/SQ/VQ, 354 F/S/V, 354 SP-PP-AP-GE, 356 CF, 363, 363 LX/ S, 364 AQ/FQ/SQ/VQ, 364 F/S/V, 364 SP-PP-AP-GE, 366 CF, 367 CF, 373, 373 LX/ S, 374 AQ/FQ/SQ/VQ, 374 F/H/S/V, 374 SP-PP-AP-GE, 376 C/GF/XCF, 377, 383, 383 LX/ S, 384 AQ/FQ/SQ/VQ, 384 F/S/V, 384 SP-PP-AP-GE, 387, 393, 393 LX/ TLX/ S, 394 AQ/ FQ/SQ, 394 F/H/S, 394 SP-PP-AP-GE, 394T AQ, 396C/ CF/CT, 397, 397T			MF 3300 Series	
3387319M1*	Fuse Cab/ Footstep			MF 333, 334 V, 353, 353 LX/ S, 354 AQ/FQ/SQ/VQ, 354 F/S/V, 354 SP-PP-AP-GE, 356 CF, 363, 363 LX/ S, 364 AQ/FQ/SQ/VQ, 364 F/S/V, 364 SP-PP-AP-GE, 366 CF, 367 CF, 373, 373 LX/ S, 374 AQ/FQ/SQ/VQ, 374 F/H/S/V, 374 SP-PP-AP-GE, 376 C/GF/XCF, 377, 383, 383 LX/ S, 384 AQ/FQ/SQ/VQ, 384 F/S/V, 384 SP-PP-AP-GE, 387, 393, 393 LX/ TLX/ S, 394 AQ/ FQ/SQ, 394 F/H/S, 394 SP-PP-AP-GE, 394T AQ, 396C/ CF/CT, 397, 397T			MF 3300 Series	MF 3400 Series
3712661M1*	Fuse Cab/ Footstep						MF 3400 Series	
General								
409965M1*	Socket - 7 Pin		MF 254, 274					
1825362M92	Warning Light	MF 134 C, 154, 154 C, 174, 174 C, 184, 194, 194 C	MF 234 S, 254, 254 S, 274, 274 S		MF 1114, 1134			



*Part number is used in other MF series models.




Part Number	Description	MF 100 (IT) Series	MF 200 (IT) Series	MF 300 (IT) Series	MF 1000 (IT) Series	MF 3300 (IT) Series	MF 3400 (IT) Series
4355332M1* (50)	Horn	MF 134V, 154, 154 F, 154 S, 154 V, 164T/F/S/V, 174, 174 F, 174 S, 174 V, 184, 184 F, 184 S, 194, 194 F, 194 S	MF 233, 234 C/CF/S, 244 CF, 253, 254, 254 C/CF/S, 263T, 264T, 264T CF, 264T S, 273, 274, 274C/CF/S/SK, 283, 284, 284 S, 293, 294, 294C, 294S	MF 334V, 353, 353 LX S, 354 AQ/FQ/SO/VQ, 354 F/S/V, 354 SP-FP-AP-GE, 356 CF, 363, 363 LX/S, 364CF, 364 AQ/FQ/SO/VQ, 364 F/S/V, 364 SP-FP-AP-GE, 366 CF, 367 CF, 373, 373 LX/S, 374 AQ/FQ/SO/VQ, 374 F/H/S/V, 374 SP-FP-AP-GE, 376 C/CF/XCF, 377, 383, 383 LX/S, 384 AQ/FQ/SO/VQ, 384 F/S/V, 384 SP-FP-AP-GE, 387, 388, 393 LX/TLX/S, 394 AQ/FQ/SQ, 394 F/H/S, 394 SP-FP-AP-GE, 394C, 394T AQ, 396C/CF/CT, 397, 397T	MF 1000 Series		
0.008.1646.0	Speed Sensor Cab/ Footstep					MF 3300 Series	MF 3400 Series
0.009.2194.4/2	Position Sensor Cab/ Footstep					MF 3300 Series	MF 3400 Series
0.011.2990.0	Potentiometer Cab/ Footstep					MF 3300 Series	MF 3400 Series
2.7099.983.0	Sensor Cab/ Footstep					MF 3300 Series	MF 3400 Series
2.8639.007.0/1 (51)	Blinker Cab/ Footstep					MF 3300 Series	MF 3400 Series
Motor							
3310484M91* (52)	Motor - Heater		MF 274 SK, 284 S, 294S	MF 377, 387, 397, 397T	MF 1014		
Solenoids							
1896464M1* (53)	Solenoid - Fuel Injection			MF 363, 363 LX, 364 AQ/FQ/SO/VQ, 364 F/S/V, 364 SP-FP-AP-GE, 364 CF, 366 CF		MF 3315F, 3315FE, 3315GE, 3315S, 3315V, 3325F, 3325FE, 3325GE, 3325S, 3325V	MF 3425 CF, 3425 F, 3425 GE, 3425 S, 3425 V, 3445 C, 3445 CF, 3445 F, 3445 GE, 3445 S, 3455 C, 3455 CF, 3455 F, 3455 GE, 3455 S
4224321M1*	Solenoid - Fuel Injection Pump					MF 3300 Series	

*Part number is used in other MF series models.

Part Number	Description	MF 100 (IT) Series	MF 200 (IT) Series	MF 300 (IT) Series	MF 1000 (IT) Series	MF 3300 (IT) Series	MF 3400 (IT) Series
2.3729.330.0/5	Electrovalve Cab/ Footstep					MF 3315GE, 3315S, 3315V, 3325GE, 3325S, 3325V, 3330GE, 3330S, 3330V, 3340GE, 3340S, 3340V, 3350GE, 3350S, 3355GE, 3355S	MF 3425 GE, 3425 S, 3425 V, 3435 GE, 3435 S, 3435 V, 3445 GE, 3445 S, 3455 GE, 3455 S
2.3729.340.0/5	Electrovalve Cab/ Footstep					MF 3315GE, 3315S, 3315V, 3325GE, 3325S, 3325V, 3330GE, 3330S, 3330V, 3340GE, 3340S, 3340V, 3350GE, 3350S, 3355GE, 3355S	MF 3425 GE, 3425 S, 3425 V, 3435 GE, 3435 S, 3435 V, 3445 GE, 3445 S, 3455 GE, 3455 S
2.3729.697.0/2	Electrovalve Cab/ Footstep					MF 3300 Series	MF 3400 Series
Switches							
1423896M91 ⁽⁵⁴⁾	Sensor	MF 134C, 154, 154 C	MF 233, 234 C/ S, 253, 254, 254 C/ S				
1424104M92 ⁽⁵⁵⁾	Commutator	MF 154, 154 F, 154 S, 154 V, 164T/ F/S/V, 174, 174 F, 174 S, 174 V, 184, 184 F, 184 S, 194, 194 F, 194 S	MF 233, 234 CF, 244 CF, 253, 254, 254 CF, 264T, 264T CF, 264T S, 273, 274, 274 CF/SK, 283, 284, 293, 294, 294S	MF 334 V, 354 F/S/V, 354 SP-PP-AP-GE, 355 CF, 364 F/S/V, 364 SP-PP-AP-GE, 364 CF, 374 F/H/S/M, 374 SP-PP-AP-GE, 377, 384 F/S, 384 SP-PP-AP-GE, 387, 394 F/H/S, 394 SP-PP-AP-GE, 397, 397T	MF 1000 Series		
1424108M92	Switch	MF 154, 154 S, 174, 174 S, 184, 184 S, 194	MF 233, 234 C/CF/S, 244 CF, 253, 254, 254 C/CF/S, 263T, 264T, 264T CF, 264T S, 273, 274, 274 C/CF/S/ SK, 283, 284, 284S, 293, 294, 294C/S	MF 364 CF, 394 C	MF 1000 Series		
1825360M91 ⁽⁵⁶⁾	Switch	MF 134C, 154, 154 C, 174, 174 C, 184, 194, 194 C	MF 234 S, 254, 254 S, 274, 274 S				



(50)



(51)



(52)



(53)



(54)



(55)



(56)

*Part number is used in other MF series models.



Part Number	Description	MF 100 (IT) Series	MF 200 (IT) Series	MF 300 (IT) Series	MF 1000 (IT) Series	MF 3300 (IT) Series	MF 3400 (IT) Series	
1874535M3* ⁽⁵⁷⁾	Switch - Ignition			MF 333, 334 V, 353, 353 LX/S, 354 AQ/FO/SQ/MQ, 354 F/SV, 354 SP-FP-AP-GE, 356 CF, 363, 363 LX/S, 364 AQ/FO/SQ/MQ, 364 F/SV, 364 SP-FP-AP-GE, 366 CF, 367 CF, 373 LX/S, 374 AQ/FO/SQ/VQ, 374 F/H/SV, 374 SP-FP-AP-GE, 376 C/CF/XCF, 377, 383, 383 LX/S, 384 AQ/FO/SQ/MQ, 384 F/SV, 384 SP-FP-AP-GE, 387, 393, 393 LX/TLX/S, 394 AQ/FO/SQ, 394 F/H/S, 394 SP-FP-AP-GE, 394T AQ, 396, 396C/CF/CT, 397, 397T	MF 1114, 1134			
1877721M92*	Oil Pressure Switch	MF 134V, 154 F, 154 S, 154 V, 164T/F/SW, 174, 174 C, 174 F, 174 S, 174 V, 184, 184 F, 184 S, 194, 194 C, 194 F, 194 S	MF 233, 234 C/F, 244 CF, 253, 254 CF, 264T, 264T CF, 273, 274, 274C/CF/S/SK, 283, 284, 284 S, 293, 294, 294C, 294S	MF 300 (IT) Series	MF 1014			
1877731M92* ⁽⁵⁸⁾	Temperature Sender	MF 100 (IT) Series	MF 233, 234 C/S, 253, 254, 254 C/S, 263T, 264T, 264T S, 273, 274, 274C/S/SK, 283, 284, 284 S, 293, 294, 294S	MF 300 (IT) Series	MF 1014			
3300530M91*	Light Switch	MF 134V, 154 F, 154 S, 154 V, 164T/F/SW, 174 F, 174 S, 174 V, 184 F, 184 S, 194 F, 194 S	MF 233, 234 C/CF, 244 CF, 253, 254, 254 C/CF, 263T, 264T, 264T CF, 264T S, 273, 274, 274C/CF/SK, 283, 284, 284 S, 293, 294, 294C, 294S	MF 364 CF, 394C	MF 1000 Series			
3300533M91* ⁽⁵⁹⁾	Light Switch	MF 134 V, 154 F, 154 S, 154 V, 164T/F/SW, 174 F, 174 S, 174 V, 184 F, 184 S, 194 F, 194 S	MF 233, 234 CF, 244 CF, 253, 254, 254 CF, 263T, 264T, 264T CF, 264T S, 273, 274, 274C/CF/SK, 283, 284, 284 S, 293, 294, 294C, 294S	MF 364 CF	MF 1000 Series			

*Part number is used in other MF series models.




Part Number	Description	MF 100 (IT) Series	MF 200 (IT) Series	MF 300 (IT) Series	MF 1000 (IT) Series	MF 3300 (IT) Series	MF 3400 (IT) Series
3300534M91	Switch	MF 134 V, 154 F, 154 S, 154 V, 164T/ F/SV, 174 F, 174 S, 174 V, 184 F, 184 S, 194 F, 194 S	MF 233, 234 C/ CF, 244 CF, 253, 254, 254 C/ CF, 263T, 264T, 264T CF, 264T S, 273, 274, 274C/ CF/SK, 283, 284, 284 S, 293, 294, 294C, 294S	MF 364 CF, 394 C	MF 1000 Series		
3300537M91 ⁽⁶⁰⁾	Switch	MF 134 V, 154 F, 154 S, 154 V, 164T/ F/SV, 174 F, 174 S, 174 V, 184 F, 184 S, 194 F, 194 S	MF 233, 234 CF, 244 CF, 253, 254, 254 CF/ S, 263T, 264T, 264T CF, 264T S, 273, 274, 274CF/ S/ SK, 283, 284, 284 S, 293, 294, 294S	MF 364 CF	MF 1014		
3300568M91*	Fuse Holder	MF 134 V, 154 F, 154 S, 154 V, 164T/ F/SV, 174 F, 174 S, 174 V, 184 F, 184 S, 194 F, 194 S	MF 233, 253, 254, 263T, 264T, 264T S, 273, 274, 274SK, 283, 284 S, 293, 294, 294S		MF 1000 Series		
3302937M91 ⁽⁶¹⁾	Switch	MF 154, 174, 174 C, 184, 194	MF 234 S, 254, 274	MF 364 CF, 394C	MF 1114, 1134		
3305189M92*	Ignition Switch	MF 100 (IT) Series	MF 200 (IT) Series		MF 1014		
3532018M91	Switch Cab/ Footstep					MF 3300 Series	MF 3400 Series
3798633M3	Indicator Cab/ Footstep					MF 3300 Series	MF 3400 Series
3813361M1* ⁽⁶²⁾	Key - Ignition Switch	MF 100 (IT) Series	MF 200 (IT) Series	MF 300 (IT) Series	MF 1000 Series		

*Part number is used in other MF series models.

Part Number	Description	MF 100 (IT) Series	MF 200 (IT) Series	MF 300 (IT) Series	MF 1000 (IT) Series	MF 3300 (IT) Series	MF 3400 (IT) Series
4226132M1	Switch Cab/ Footstep					MF 3315F, 3315FE, 3315GE, 3315S, 3315V, 3325F, 3325FE, 3325GE, 3325S, 3325V, 3330F, 3330FE, 3330GE, 3330S, 3330V, 3340C, 3340F, 3340FE, 3340GE, 3340S, 3340V	MF 3400 Series
0.011.7720.0/2	Switch Cab					MF 3300 Series	MF 3400 Series
2.7099.320.0/1	Pressure Sensor Cab/ Footstep					MF 3300 Series	MF 3400 Series
2.7099.750.0/1	Pressure Sensor Cab/ Footstep					MF 3300 Series	MF 3400 Series
2.7659.096.0/1	Switch Cab/ Footstep					MF 3300 Series	MF 3400 Series
2.7659.133.0 ⁽⁶³⁾	Switch Cab/ Footstep					MF 3300 Series	MF 3400 Series
2.7659.182.0	Switch Cab/ Footstep					MF 3300 Series	MF 3400 Series
2.7659.252.0	Switch Cab/ Footstep					MF 3300 Series	MF 3400 Series

*Part number is used in other MF series models.

10+ | ENGINE





Part Number	Description	TE 20, FE 35, MF 35, MF 35X, MF 65	MF 100 (UK) Series	MF 100 (FR) Series	MF 200 (UK & FR) Series	MF 200 (TR) Series	MF 300 Series	MF 500 Series	MF 600 Series
Air Cleaner									
827948M1 ^①	Hose - Air Cleaner	MF 65							
883679M1	Hose - Air Cleaner		MF 175, 178, 188	MF 165 MKIII/ 178					
883680M1	Hose - Air Cleaner		MF 175, 178, 188	MF 165/168/185/188, 165 MKIII/ 178					
890258M1	Hose - Air Cleaner	MF 35, MF 35X							
Balancer Units									
376588X1* ^②	Key - Balancer Shaft		MF 168, 175, 175S, 178, 185, 188	MF 168/185/188, 168 MKIII/ 168 F/S	MF 265, 275, 285, 290, 298			MF 565, 575, 590, 592, 595, 595MKII	MF 675, 690, 698
743115M1*	Shaft		MF 168, 175, 175S, 178, 185, 188	MF 168/185/188, 168 MKIII/ 168 F/S	MF 265, 275, 285, 290			MF 565, 575, 590	MF 675, 690
743137M1*	Shaft		MF 168, 175, 175S, 178, 185, 188	MF 168/185/188, 168 MKIII/ 168 F/S	MF 265, 275, 285, 290			MF 565, 575, 590	MF 675, 690
746432M91*	Balancer Unit Front Mounted		MF 168, 175, 175S, 178, 185, 188	MF 168MKIII/ 168F/S	MF 265, 275, 285, 290			MF 565, 575, 590	MF 675, 690
746693M1*	Weight		MF 168, 175, 175S, 178, 185, 188	MF 168/185/188, 168 MKIII/ 168 F/S	MF 265, 275, 285, 290			MF 565, 575, 590	MF 675, 690
746694M1*	Gear		MF 168, 175, 175S, 178, 185, 188	MF 168/185/188, 168 MKIII/ 168 F/S	MF 265, 275, 285, 290			MF 565, 575, 590	MF 675, 690
746696M1*	Bearing		MF 168, 175, 175S, 178, 185, 188	MF 168/185/188, 168 MKIII/ 168 F/S	MF 265, 275, 285, 290			MF 565, 575, 590	MF 675, 690
746697M1*	Bearing		MF 168, 175, 175S, 178, 185, 188	MF 168/185/188, 168 MKIII/ 168 F/S	MF 265, 275, 285, 290			MF 565, 575, 590	MF 675, 690
3637329M1* ^③	Balance Weight			MF 168 MKIII/ 168 F/S	M 265, 275, 290	MF 265S, 275, 285S, 290	MF 362, 365, 375, 375E, 390, 390E, 390T, 398		MF 675, 690, 698T
3637330M1*	Balance Weight			MF 168 MKIII/ 168 F/S	M 265, 275, 290	MF 265S, 275, 285S, 290	MF 362, 365, 375, 375E, 390, 390E, 390T, 398		MF 675, 690, 698T
3637593M1*	Drive Shaft			MF 168 MKIII/ 168 F/S	M 265, 275, 290	MF 265S, 275, 285S, 290	MF 362, 365, 375, 375E, 390, 390E, 390T, 398		MF 675, 690, 698T

*Part number is used in other MF series models. ○ image of part shown on page 95.

Part Number	Description	TE 20, FE 35, MF 35, MF 35X, MF 65	MF 100 (UK) Series	MF 100 (FR) Series	MF 200 (UK & FR) Series	MF 200 (TR) Series	MF 300 Series	MF 500 Series	MF 600 Series
4225009M1*	Balancer Unit					MF 275, 290			
4226792M91*	Balancer Unit Centre Mounted			MF 168MKIII/168 F/S	MF 265, 275, 290	MF 265S, 275, 285S, 290	MF 362, 365, 375, 375E, 390, 390E		MF 675, 690, 698T
4226918M91*	Balancer Unit Centre Mounted			MF 168MKIII/168 F/S		MF 265S, 285S	MF 390T, 398		MF 698T
Camshaft									
735290M1	Camshaft		MF 168, 175, 175S						
736818M1*	Camshaft		MF 165, 178, 185, 188	MF 165, 168 MKIII/168 F/S	MF 265, 275, 285, 290		MF 365, 375	MF 565, 575, 590	MF 675, 690
4222017M1*	Camshaft Bush		MF 165, 168, 175, 175S, 178, 185, 188	MF 165/168/185/188, 168 MKIII/168 F/S	MF 265, 275, 285, 290	MF 265S, 275, 285S, 290	MF 362, 365, 375, 375E, 390, 390E, 390T, 398, 399	MF 565, 575, 590	MF 675, 690, 698T
4226978M1*	Camshaft	MF 35, MF 35X	MF 135, 148	MF 133/135 MKIII/135 V, 135/148 MKIII/135/145 V/S, 145 MKIII/145 V, 152 MKIII/152 F/S/V	MF 230, 235, 240, 245, 250, 255	MF 230, 240, 240S	MF 340, 342, 350	MF 550	
4226995M91*	Camshaft			MF 168 MKIII/168 F/S	MF 265, 275, 290	MF 265S, 285S	MF 362, 365, 375, 375E, 390, 390E		MF 675, 690
4227146M1*	Camshaft						MF 399 (1006.6)		
Connecting Rods									
731463M1	Small End Bush				MF 298			MF 592, 595, 595MKII	MF 698
733767M1*	Small End Bush		MF 165, 168, 175, 175S, 178, 185, 188	MF 165/168/185/188, 168 MKIII/168 F/S	MF 265, 275, 285, 290	MF 265S, 275, 285S, 290	MF 362, 365, 375, 375E, 390, 390E, 399	MF 565, 575, 590	MF 675, 690, 699
736915Z91	Connecting Rod Bearing Kit			MF 130					
736934M91*	Connecting Rod Bearing Kit						MF 399		
736935M91*	Connecting Rod Bearing Kit						MF 399		
736950M91*	Connecting Rod Bearing Kit		MF 165, 168, 175, 175S, 178, 185, 188	MF 165/168/185/188, MF 168 MKIII/168 F/S	MF 265, 275, 285, 290	MF 265S, 275, 285S, 290	MF 362, 365, 375, 375E, 390, 390E, 390T, 398	MF 565, 575, 590	MF 675, 690, 698T
736952M91*	Bearing Kit		MF 165, 168, 175, 175S, 178, 185, 188	MF 168 MKIII/168 F/S	MF 265, 275, 285, 290	MF 265S, 275, 285S, 290	MF 362, 365, 375, 375E, 390, 390E, 390T, 398	MF 565, 575, 590	MF 675, 690, 698T
736953M91*	Connecting Rod Bearing Kit		MF 165, 168, 175, 175S, 178, 185, 188	MF 165/168/185/188, MF 168 MKIII/168 F/S	MF 265, 275, 285, 290	MF 265S, 275, 285S, 290	MF 362, 365, 375, 375E, 390, 390E, 390T, 398	MF 565, 575, 590	MF 675, 690, 698T
737067Z91	Bearing Kit	MF 65	MF 165	MF 158 MKIII/158 F/S/V	MF 260			MF 560	
737068Z91	Bearing Kit	MF 65	MF 165	MF 158 MKIII/158 F/S/V	MF 260			MF 560	

*Part number is used in other MF series models. ○ image of part shown on page 95.

10+

ENGINE

MF 35 - MF 600 Series




Part Number	Description	TE 20, FE 35, MF 35, MF 35X, MF 65	MF 100 (UK) Series	MF 100 (FR) Series	MF 200 (UK & FR) Series	MF 200 (TR) Series	MF 300 Series	MF 500 Series	MF 600 Series
737069Z91	Bearing Kit	MF 65	MF 165	MF 158 MKII/ 158 F/SV	MF 260			MF 560	
737070M91*	Bearing Kit	MF 35, MF 35X	MF 135, 148	MF 133, 135, 133/ 135 MKII/ 135 V, 135/ 148 MKII/ 135 V, 135/ 148 MKIII/ 135/ 145 V/S, 145 MKIII/ 145 V, 152 MKII/ 152 F/SV	MF 230, 235, 240, 245, 250, 255	MF 230, 240, 240S	MF 340, 342, 350, 352, 355, 360	MF 550	
737071M91*	Bearing Kit - Connecting Rod -0.010"/-0.25mm undersize	MF 35, MF 35X	MF 135, 148	MF 133/ 135MKII/ 135 V, 135/ 148MKII/ 135/ 145 V/S, 145MKIII/ 145 V, 152MKII/ 152 F/SV	MF 230, 235, 240, 245, 250, 255	MF 265S, 275, 285S, 290	MF 340, 342, 350, 352, 355, 360	MF 550	
737072M91*	Bearing Kit - Connecting Rod -0.020"/-0.50mm undersize	MF 35, MF 35X	MF 135, 148	MF 133/ 135MKII/ 135 V, 135/ 148MKII/ 135/ 145 V/S, 145MKIII/ 145 V, 152MKII/ 152 F/SV	MF 230, 235, 240, 245, 250, 255	MF 250, 240, 240S	MF 340, 342, 350, 352, 355, 360	MF 550	
737073M91*	Bearing Kit	MF 35, MF 35X	MF 135, 148	MF 133, 135, 133/ 135 MKII/ 135 V, 135/ 148 MKII/ 135/ 145 V/S, 145 MKIII/ 135/ 145 V/S, 145 MKIII/ 145 V, 152 MKII/ 152 F/SV	MF 230, 235, 240, 245, 250, 255	MF 230, 240, 240S	MF 340, 342, 350, 352, 355, 360	MF 550	
737066Z91	Connecting Rod Bearing Kit	MF 65	MF 165	MF 155, 158, 158 MKII/ 158 F/SV, 165	MF 260			MF 560	
740407M1*	Small End Bush	MF 35, MF 35X, MF 65	MF 135, 148, 165	MF 133, 135, 133/ 135 MKII/ 135 V, 135/ 148 MKII/ 135/ 145 V/S, 145 MKIII/ 145 V, 152 MKII/ 152 F/SV, 155, 158, 158 MKII/ 158 F/SV, 165	MF 230, 235, 240, 245, 250, 255, 260	MF 230, 240, 240S	MF 340, 342, 350, 352, 355, 360	MF 550, 560	
826078M1	Tabwasher	FE 35, MF 35							
3637439M91	Connecting Rod Kit	MF 35, MF 35X, MF 65		MF 133, 135					
1476245X1*	Nut - Connecting Rod Cap Fixing	MF 35, MF 35X, MF 65	MF 135, 148, 165	MF 133, 135, 133/ 135 MKII/ 135 V, 135/ 148 MKII/ 135 V, 135/ 148 MKIII/ 135/ 145 V/S, 145 MKIII/ 145 V, 152 MKII/ 152 F/SV, 155, 158, 158 MKII/ 158 F/SV, 165	MF 230, 235, 240, 245, 250, 255, 260	MF 230, 240, 240S	MF 340, 342, 350, 352, 355, 360	MF 550, 560	

*Part number is used in other MF series models. ○ image of part shown on page 95.

Part Number	Description	TE 20, FE 35, MF 35, MF 35X, MF 65	MF 100 (UK) Series	MF 100 (FR) Series	MF 200 (UK & FR) Series	MF 200 (TR) Series	MF 300 Series	MF 500 Series	MF 600 Series
3640510Z91	Connecting Rod Bearing Kit					MF 265S, 285S			
3640511Z91	Connecting Rod Bearing Kit					MF 265S, 285S			
3640512Z91	Connecting Rod Bearing Kit					MF 265S, 285S			
3637034M91*	Conrod Kit		MF 165, 168, 175, 175S, 178, 185, 188		MF 265, 275, 285, 290	MF 265S, 275, 285S, 290	MF 362, 365, 375, 375E, 390, 390E, 399	MF 565, 575, 590	
3637392M91*	Conrod Kit	MF 65	MF 135, 148, 165		MF 230, 235, 240, 245, 250, 255, 260	MF 230, 240, 240S	MF 340, 342, 350, 352, 355	MF 550, 560	
4225381M91* ⑧	Connecting Rod Kit						MF 390T, 398		
4226914M91*	Connecting Rod Bearing Kit					MF 275, 290			
4226991M91*	Connecting Rod Bearing Kit						MF 399		MF 699
4226993M91*	Connecting Rod Bearing Kit		MF 165, 168, 175, 175S, 178, 185, 188	MF 165/168/185/188, MF 168 MKIIV/168 F/S	MF 265, 275, 285, 290	MF 265S, 275, 285S, 290	MF 362, 365, 375, 375E, 390, 390E, 390T, 398	MF 565, 575, 590	MF 675, 690, 698T
4227021M91*	Connecting Rod Bearing Kit		MF 165, 168, 175, 175S, 178, 185, 188	MF 168 MKIIV/168 F/S	MF 265, 275, 285, 290, 298	MF 265S, 275, 285S, 290	MF 362, 365, 375, 375E, 390, 390E, 390T, 398	MF 565, 575, 590	MF 675, 690, 698T
Crankshaft									
732010Z1 ⑨	Thrust Washer - Top			MF 130					
732011Z1	Thrust Washer - Bottom			MF 130					
735112M1*	Thrust Washer - Top	MF 35, MF 35X, MF 65	MF 135, 148, 165	MF 133, 135, 133V, 135 MKIIV/135 V, 135/148 MKIIV/135/145 V/S, 145, 145 MKIIV/145 V, 152 MKIIV/152 F/S/V, 155, 158, 158 MKIIV/158 F/S/V	MF 230, 235, 240, 245, 250, 255, 260	MF 230, 240, 240S	MF 340, 342, 350, 352, 355, 360	MF 550, 560	
735113M1*	Thrust Washer - Bottom	MF 35, MF 35X, MF 65	MF 135, 148, 165	MF 133, 135, 133V, 135 MKIIV/135 V, 135/148 MKIIV/135/145 V/S, 145, 145 MKIIV/145 V, 152 MKIIV/152 F/S/V, 155, 158, 158 MKIIV/158 F/S/V	MF 230, 235, 240, 245, 250, 255, 260	MF 230, 240, 240S	MF 340, 342, 350, 352, 355, 360	MF 550, 560	
735169M91*	Bearing Kit		MF 165, 168, 175, 175S, 178, 185, 188	MF 168 MKIIV/168 F/S	MF 265, 275, 285, 290	MF 265S, 275, 285S, 290	MF 362, 365, 375, 375E, 390, 390E, 390T, 398	MF 575, 590	MF 675, 690, 698T
735170M91* ⑩	Bearing Kit		MF 165, 168, 175, 175S, 178, 185, 188	MF 168 MKIIV/168 F/S	MF 265, 275, 285, 290	MF 265S, 275, 285S, 290	MF 362, 365, 375, 375E, 390, 390E, 390T, 398	MF 575, 590	MF 675, 690, 698T
745407Z91	Bearing Kit	MF 65	MF 165	MF 158 MKIIV/158 F/S/V	MF 260			MF 560	

*Part number is used in other MF series models. ○ image of part shown on page 95.



Part Number	Description	TE 20, FE 35, MF 35, MF 35X, MF 65	MF 100 (UK) Series	MF 100 (FR) Series	MF 200 (UK & FR) Series	MF 200 (TR) Series	MF 300 Series	MF 500 Series	MF 600 Series
746156M91*	Bearing Kit	MF 35, MF 35X	MF 135, 148	MF 133, 135, 133/135 MKII/135 V, 135/148 MKII/135/145 V/S, 145, 145 MKII/145 V, 152 MKII/152 F/S/V	MF 230, 235, 240, 245, 250, 255	MF 230, 240, 240S	MF 340, 342, 350, 352, 355, 360	MF 550	
746157M91* ⁽¹¹⁾	Bearing Kit	MF 35, MF 35X	MF 135	MF 133, 135, 133/135 MKII/135 V, 135/148 MKII/135/145 V/S, 145, 145 MKII/145 V, 152 MKII/152 F/S/V	MF 230, 235, 240, 245, 250, 255	MF 230, 240, 240S	MF 340, 342, 350, 352, 355, 360	MF 550	
746159M91*	Bearing Kit	MF 35, MF 35X	MF 135, 148	MF 133, 135, 133/135 MKII/135 V, 135/148 MKII/135/145 V/S, 145, 145 MKII/145 V, 152 MKII/152 F/S/V	MF 230, 235, 240, 245, 250, 255	MF 230, 240S	MF 340, 342, 350, 352, 355, 360	MF 550	
735171M91*	Crankshaft Main Bearing Kit		MF 165, 168, 175, 175S, 178, 185, 188	MF 165/168/185/188, 168 MKII/168 F/S	MF 265, 275, 285, 290	MF 265S, 275, 285S, 290	MF 362, 365, 375, 375E, 390, 390E, 390T, 398	MF 565, 575, 590	MF 675, 690, 698T
735742M1*	Thrust Washer - Top		MF 165, 168, 175, 175S, 178, 185, 188	MF 165/168/185/188, 168 MKII/168 F/S	MF 265, 275, 285, 290, 298	MF 265S, 275, 285S, 290	MF 362, 365, 375, 375E, 390, 390E, 390T, 398, 399	MF 565, 575, 590, 592, 595, 595MKII	MF 600 Series
735743M1*	Thrust Washer - Bottom		MF 165, 168, 175, 175S, 178, 185, 188	MF 165/168/185/188, 168 MKII/168 F/S	MF 265, 275, 285, 290, 298	MF 265S, 275, 285S, 290	MF 362, 365, 375, 375E, 390, 390E, 390T, 398, 399	MF 565, 575, 590, 592, 595, 595MKII	MF 600 Series
735800M1* ⁽¹²⁾	Thrust Washer - Top	MF 35, MF 35X, MF 65	MF 135, 148, 165	MF 133, 135, 133/135 MKII/135 V, 135/148 MKII/135/145 V/S, 145, 145 MKII/145 V, 152 MKII/152 F/S/V, 155, 158, 158 MKII/158 F/S/V	MF 230, 235, 240, 245, 250, 255, 260	MF 230, 240, 240S	MF 340, 342, 350, 352, 355, 360	MF 550, 560	
744921Z91*	Crankshaft Main Bearing Kit						MF 399 (A6.354.4)		MF 699
744922Z91*	Crankshaft Main Bearing Kit						MF 399 (A6.354.4)		MF 699
744923Z91*	Crankshaft Main Bearing Kit						MF 399 (A6.354.4)		MF 699
745405Z91	Crankshaft Main Bearing Kit	MF 65	MF 165	MF 155, 158, 158 MKII/158 F/S/V, 165	MF 260		MF 362, 365, 375, 375E, 390, 390E, 390T, 398, 399	MF 560	

*Part number is used in other MF series models. ○ image of part shown on page 95.

Part Number	Description	TE 20, FE 35, MF 35, MF 35X, MF 65	MF 100 (UK) Series	MF 100 (FR) Series	MF 200 (UK & FR) Series	MF 200 (TR) Series	MF 300 Series	MF 500 Series	MF 600 Series
746158M91*	Crankshaft Main Bearing Kit	MF 35, MF 35X	MF 135, 148	MF 133, 135, 133/135 MKIII/135 V, 135/148 MKIII/135/145 V/S, 145, 145 MKIII/145 V, 152, 152 MKIII/152 F/S/V	MF 230, 235, 240, 245, 250, 255	MF 230, 240, 240S	MF 340, 342, 350, 352, 355, 360	MF 550	
747128M1*	Thrust Washer - Top	MF 165, 168, 175, 175S, 178, 185, 188	MF 165, 168, 175, 175S, 178, 185, 188	MF 165/168/185/188, 168 MKIII/168 F/S	MF 265, 275, 285, 290, 298	MF 265S, 275, 285S, 290		MF 565, 575, 590, 592, 595, 595MKII	MF 600 Series
747129M1*	Thrust Washer - Bottom	MF 165, 168, 175, 175S, 178, 185, 188	MF 165, 168, 175, 175S, 178, 185, 188	MF 165/168/185/188, 168 MKIII/168 F/S	MF 265, 275, 285, 290, 298	MF 265S, 275, 285S, 290		MF 565, 575, 590, 592, 595, 595MKII	MF 600 Series
363702M91*	Crankshaft Main Bearing Kit						MF 399 (1006.6)		
3639541M1*	Crankshaft Kit		MF 168, 175, 175S, 178, 185, 188	MF 168/185/188					
3641858M91* (13)	Crankshaft Kit Lip Seal		MF 135, 148	MF 133, 135	MF 230, 240, 250, 255	MF 230, 240, 240S	MF 340, 342, 350	MF 550	
4222037M91*	Crankshaft Kit Rope Seal	MF 35, MF 35X - A3.152 Engine	MF 135, 148	MF 133, 135					
4224172M1*	Rear Main Oil Seal Housing	MF 35, MF 35X	MF 135, 148	MF 133, 135, 145					
4224215M1*	Crankshaft Kit						MF 352, 355		
4224659M91*	Crankshaft Kit						MF 399 (1006.6)		
4226952M91*	Crankshaft Main Bearing Kit								
4227066M91* (14)	Crankshaft Kit		MF 165 (A4.212), 168, 165, 188		MF 265, 275, 285, 290	MF 265S, 275, 285S, 290	MF 362, 365, 375, 375E, 390, 390E, 390T, 398	MF 565, 575, 590	
4227070M91*	Crankshaft Main Bearing Kit		MF 165, 168, 175, 175S, 178, 185, 188	MF 165/168/185/188, 168 MKIII/168 F/S	MF 265, 275, 285, 290	MF 265S, 275, 285S, 290	MF 362, 365, 375, 375E, 390, 390E, 390T, 398	MF 565, 575, 590	MF 675, 690, 698T
4227147M91*	Crankshaft Main Bearing Kit						MF 399 (1006.6)		
Cylinder Blocks									
735944M1*	Core Plug		MF 165, 168, 175, 175S, 178, 185, 188	MF 165/168/185/188, 168 MKIII/168 F/S	MF 265, 275, 285, 290		MF 365, 375, 390, 390T, 398, 399 (A6.354.4)	MF 565, 575, 590	MF 675, 690, 698T, 699
741614M1* (15)	Oil Filter Head		MF 165, 168, 175, 175S, 178, 185, 188	MF 165/168/185/188, 168 MKIII/168 F/S	MF 265, 275, 285, 290	MF 265S, 285S	MF 375E, 390E	MF 565, 575, 590	MF 675, 690
741922M1*	Filter Head	MF 35, MF 35X, MF 65	MF 135, 148, 165	MF 133, 135, 133/135 MKIII/135 V, 135/148 MKIII/135/145 V/S, 145, 145 MKIII/145 V, 152 MKIII/152 F/S/V	MF 230, 235, 240, 245, 250, 255	MF 230, 240, 240S	MF 340	MF 550	
825102M1	Core Plug	TE 20, FE 35, MF 35							

*Part number is used in other MF series models. ○ image of part shown on page 95.



Part Number	Description	TE 20, FE 35, MF 35, MF 35X, MF 65	MF 100 (UK) Series	MF 100 (FR) Series	MF 200 (UK & FR) Series	MF 200 (TR) Series	MF 300 Series	MF 500 Series	MF 600 Series	
828085M1 ⁽¹⁶⁾	Drain Tap - Cylinder Block	FE 35, MF 35	MF 135 (Petrol Engine)							
Cylinder Heads										
731155M1*	Cotter	MF 35, MF 35X, MF 65	MF 135, 148, 165	MF 130, 133, 135, 133/135 MKIII/135 V, 135/148 MKIII/135/145 V/S, 145 MKIII/145 V, 152 MKIII/152 F/S/V, 158 MKIII/158 F/S/V	MF 230, 235, 240, 245, 250, 255, 260	MF 230, 240, 240S	MF 340, 342, 350, 352, 355	MF 550, 560		
734309M1*	Stud	MF 35, MF 35X, MF 65	MF 135, 148, 165	MF 133, 135, 145, 155, 158, 158 MKIII/158 F/S/V, 165	MF 260			MF 560		
734912M91* ⁽¹⁷⁾	Cover		MF 165, 168, 175, 175S, 178, 185, 188	MF 168 MKIII/168 F/S	MF 265, 275, 285, 290	MF 265S, 285S	MF 362, 365, 375, 375E, 390, 390E, 390T, 398	MF 565, 575, 590	MF 675, 690, 698T	
736453M1*	Cotter		MF 165, 168, 175, 175S, 178, 185, 188	MF 168 MKIII/168 F/S	MF 265, 275, 285, 290, 298	MF 265S, 275, 285S, 290	MF 362, 365, 375, 375E, 390, 390E, 390T, 398, 399	MF 565, 575, 590, 592, 595, 595MKII	MF 600 Series	
736976M1	Stud	MF 35, MF 35X	MF 135	MF 133, 135, 145						
738094M1	Valve Guide				MF 298			MF 592, 595, 595MKII	MF 698	
739027M1*	Inlet Valve		MF 165, 168, 175, 175S, 178, 185, 188	MF 168 MKIII/168 F/S	MF 265, 275, 285	MF 265S, 285S		MF 575, 590	MF 675	
739060M1*	Inlet Valve		MF 135, 148	MF 133/135 MKIII/135 V, 135/148 MKIII/135/145 V/S, 145 MKIII/145 V, 152 MKIII/152 F/S/V, 158 MKIII/158 F/S/V	MF 230, 235, 240, 245, 250, 255, 260	MF 230, 240, 240S	MF 340, 342, 350	MF 550, 560		
745730M1	Gasket - Cylinder Head				MF 298			MF 592, 595, 595MKII	MF 698	
747813M1 ⁽¹⁸⁾	Valve - Spring - Inner						MF 362, 365, 375			
827560M91	Gasket - Cylinder Head	FE 35, MF 35	MF 135 (Petrol Engine)							
1882771M1 ⁽¹⁹⁾	Gasket - Cylinder Head	FE 35, MF 35								

*Part number is used in other MF series models. ○ image of part shown on page 95.



1



2




3



4



5



6



7



8



9



10



11



12



13



14



15



16



17



18



19



20



21



22



23



24



Part Number	Description	TE 20, FE 35, MF 35, MF 35X, MF 65	MF 100 (UK) Series	MF 100 (FR) Series	MF 200 (UK & FR) Series	MF 200 (TR) Series	MF 300 Series	MF 500 Series	MF 600 Series
3640877M91*	Cylinder Head Assembly	MF 165, 168, 175, 175S, 178, 185, 188	MF 165/168/185/188, 168MKIII/168F/S	MF 165/168/185/188, 168MKIII/168F/S	MF 265, 275, 285, 290	MF 230, 240, 240S	MF 362, 365, 375, 375E, 390, 390E	MF 565, 575, 590	MF 675, 690
4222004M1*	Gasket - Cylinder Head Rear Cover Plate	MF 135, 148, 165	MF 133, 135, 133/135 MKIII/135 V, 135/148 MKIII/135 V, 145 V/S, 145, 145 MKIII/145 V, 152, 152 MKIII/152 F/S/V, 155, 158, 158 MKIII/158 F/S/V	MF 135, 148, 165	MF 230, 235, 240, 245, 250, 255, 260	MF 230, 240, 240S	MF 340, 342, 350, 352, 355, 360, 399 (AB.354.4)	MF 550, 560	MF 699
4222810M91*	Cylinder Head Assembly	MF 135, 148	MF 133/135 MKIII/135 V, 145	MF 135, 148	MF 230, 235, 240, 245, 250, 255	MF 230, 240, 240S	MF 340, 342, 350, 352, 355	MF 550	
4223073M1*	Valve Guide	MF 165, 168, 175, 175S, 178, 185, 188	MF 168MKIII/168 F/S	MF 165, 168, 175, 175S, 178, 185, 188	MF 265, 275, 285, 290	MF 265S, 275, 285S, 290	MF 362, 365, 375, 375E, 390, 390E, 390T, 398, 399	MF 565, 575, 590	MF 675, 690, 698T, 699
4223074M1*	Valve Guide - Exhaust		MF 168 MKIII/168 F/S		MF 265, 275, 290	MF 265S, 275, 285S, 290	MF 362, 365, 375, 375E, 390, 390E, 390T, 398, 399		MF 675, 690, 698T, 699
4223519M1*	Valve Guide - Inlet	MF 35, MF 35X, MF 65	MF 130, 133, 135, 133/135 MKIII/135 V, 135/148 MKIII/135 V, 145 V/S, 145, 145 MKIII/145 V, 152, 152 MKIII/152 F/S/V, 155, 158, 158 MKIII/158 F/S/V, 165	MF 135, 148, 165	MF 230, 235, 240, 245, 250, 255, 260	MF 230, 240, 240S	MF 340, 342, 350, 355, 360	MF 550, 560	
4223582Z1	Ⓣ Cylinder Head Gasket	MF 35, MF 35X	MF 133, 135						
Dipsticks									
735129M91*	Dipstick Assembly	MF 168, 175, 175S, 178, 185, 188	MF 168/185/188, 168 MKIII/168 F/S	MF 168, 175, 175S, 178, 185, 188	MF 265, 275, 285			MF 565, 575	MF 675
742991M91	Ⓣ Dipstick Assembly				MF 290			MF 590	MF 690
Dynamics									
731003M2*	Pulley - Dynamo	MF 100 (UK) Series							
Engine Overhaul Kits									
3638495Z91	Engine Overhaul Kit	MF 65 - AD4.203 Engine with Cast Iron Liners	MF 155, 158	MF 155, 158	MF 260			MF 560	

*Part number is used in other MF series models. ○ image of part shown on page 95.

Part Number	Description	TE 20, FE 35, MF 35, MF 35X, MF 65	MF 100 (UK) Series	MF 100 (FR) Series	MF 200 (UK & FR) Series	MF 200 (TR) Series	MF 300 Series	MF 500 Series	MF 600 Series
3638581Z91*	Engine Overhaul Kit		MF 148	MF 152	MF 250		MF 342, 350	MF 550	
3638582Z91*	Engine Overhaul Kit								MF 675 < U106653N
3638583Z91 (22)	Engine Overhaul Kit		MF 135	MF 135, 145	MF 230, 235, 240, 245, 255		MF 340		
3638584Z91*	Engine Overhaul Kit		MF 165 - A4.212 Engine						
3638585Z91*	Engine Overhaul Kit				MF 285, 290		MF 390, 390E	MF 590	MF 690
3638586M91	Engine Overhaul Kit				MF 298			MF 592, 595	MF 698
3639487Z1*	Engine Overhaul Kit		MF 168		MF 275		MF 362, 365, 375, 375E		MF 675 U106654N >
3639490Z1*	Engine Overhaul Kit						MF 390T, 398 U106654N >		MF 688T U106654N >
3639491Z1*	Engine Overhaul Kit						MF 399 A6.354.4		MF 699
3639493M1	Engine Overhaul Kit		MF 165 - A4.212 Engine						
3639495Z1	Engine Overhaul Kit	MF 35, MF 35X A3.152 Engine with Chrome Liners							
3639496Z1	Engine Overhaul Kit	MF 35, MF 35X A3.152 Engine with Cast Iron Liners							
3931467M91*	Engine Overhaul Kit						MF 352, 355, 360		
3931472M91	Engine Overhaul Kit			MF 158					
3931702Z91	Engine Overhaul Kit	MF 65 (AD4.203 Engine - Chrome Liners)							
Fan Belts									
629004M1 (23)	Engine Fan Belt	TE 20, FE 35, MF 35, MF 35X Petrol, V0 and L0 Engines							
641696M1	Engine Fan Belt	TE 20, FE 35, MF 35, MF 35X Petrol, V0 and L0 Engines							
826960M1	Engine Fan Belt	TE 20 Diesel, FE 35, MF 35, MF 35X 23C Diesel							
828729M1 (24)	Engine Fan Belt	FE 35, MF 35, MF 35X Petrol, V0 and L0 Engines	MF 135						

*Part number is used in other MF series models. ○ image of part shown on page 95.



Part Number	Description	TE 20, FE 35, MF 35, MF 35X, MF 65	MF 100 (UK) Series	MF 100 (FR) Series	MF 200 (UK & FR) Series	MF 200 (TR) Series	MF 300 Series	MF 500 Series	MF 600 Series
890982M1	Fan Belt	MF 35, MF 35X - A3.152 Engine > MF 65 - A4.192 > and A4.203 Engines	MF 135, 148, 165 (A4.203)	MF 133, 135, 133/135 MKII/135 V, 135/148 MKII/135 V, 135/148 MKII/135 V, 145 V/S, 145, 145 MKII/145 V, 152, 152 MKII/152 F/S/V, 155, 158, 158 MKII/158 F/S/V					
893575M1	Fan Belt		MF 165 (A4.212), 168, 175, 175S, 178, 185, 188	MF 133/135 MKII/135 V, 135/148 MKII/135/145 V/S, 145 MKII/145 V, 152 MKII/152 F/S/V, 165 MKII/178, 165/168/185/188, 168 MKII/168 S	MF 260			MF 560	
144778M91 ⁽²⁵⁾	Fan Belt UK Production Tractors			MF 168 MKII/168 F/S	MF 265, 275, 290		MF 375E, 390E	MF 565, 575, 590	MF 675, 690
1669923M1	Fan Belt UK Production Tractors				MF 265, 275, 285, 290			MF 565, 575, 590	
1687631M1	Fan Belt				MF 230, 240, 250, 275, 290		MF 375E, 390E		
1687610M91	Fan Belt Kit with Air Conditioning						MF 375, 390, 390T, 398		MF 698, 698T
1688988M1*	Fan Belt High Visibility				MF 230, 240				
1693745M1 ⁽²⁵⁾	Fan Belt without air Conditioning						MF 365, 375, 390, 390T, 398		
1693746M1*	Engine Fan Belt	MF 35, MF 35X - A3.152 Engine MF 65 - A4.192 Engine					MF 340, 342, 350, 352, 355, 360		
1809095M2*	Fan Belt				MF 298			MF 592, 595, 595MKII	MF 698
3581611M1*	Fan Belt French Production Tractors - L = 1378mm				MF 265, 275, 290			MF 575, 590	MF 675, 690
3637306M91*	Fan Belt				MF 240			MF 550	

*Part number is used in other MF series models. ○ image of part shown on page 108.

Part Number	Description	TE 20, FE 35, MF 35, MF 35X, MF 65	MF 100 (UK) Series	MF 100 (FR) Series	MF 200 (UK & FR) Series	MF 200 (TR) Series	MF 300 Series	MF 500 Series	MF 600 Series
Fuel Lift Pumps									
1004496M1	Gasket	TE 20, FE 35, MF 35, MF 35X, MF 65	MF 165	MF 133, 135, 145, 152 MKII/152 F/SV, 155, 158, 165					
1884857M91	Fuel Lift Pump Assembly	FE 35, MF 35							
4222090M91*	Fuel Lift Pump Assembly			MF 133/ 135MKII/ 135 V, 135/148MKII/ 135/145 V/S, 145MKII/ 145 V, 152MKII/ 152 F/SV 4 stud fixing	MF 230, 240, 250	MF 230, 240, 240S	MF 340, 342, 350, 352, 355, 360		
4222091M91*	Fuel Lift Pump Assembly		MF 165 (A4.212), 168, 175, 175S, 178, 185, 188	MF 165 (A4.212), 168, 175, 175S, 178, 185, 188	MF 265, 275, 285, 290	MF 265S, 285S		MF 565, 575, 590	
4222094M91	Fuel Lift Pump Assembly	MF 35, MF 35X - A3.152 Engine	MF 135	MF 135, 145, 152MKII/ 152 F/SV					
4222104M91 (27)	Fuel Lift Pump Assembly		MF 165, 168, 175, 175S, 178, 185, 188	MF 165/168/ 185/ 188			MF 399 (1006.6)		MF 699
4222105M91*	Fuel Lift Pump Assembly								
4222107M91*	Fuel Lift Pump Assembly	MF 65	MF 165	MF 155, 158, 165	MF 260, 298			MF 560, 592, 595, 595MKII	MF 698
4222108M91*	Fuel Lift Pump Assembly			MF 168 MKII/ 168 F/S	MF 265, 275, 290	MF 265S, 275, 285S, 290	MF 362, 365, 375, 375E, 390, 390E, 390T, 398	MF 575	MF 675, 690, 698T
4222109M91*	Fuel Lift Pump Repair Kit		MF 135, 148, 165, 168, 175, 178, 185, 188	MF 130, 133, 135, 133/ 135 MKII/ 135 V, 152 MKII/ 152 F/SV	MF 230, 235, 240, 245, 250, 255, 275, 285	MF 230, 240, 240S		MF 550, 575, 590	
4222110M91*	Fuel Lift Pump Repair Kit	MF 65		MF 155, 158, 158 MKII/ 158 F/SV, 165	MF 260, 298			MF 560, 592, 595, 595MKII	MF 698
4222111M91*	Fuel Lift Pump Assembly		MF 135, 148	MF 133, 135, 133/ 135MKII/ 135 V, 152MKII/ 152 F/SV 2 stud fixing	MF 230, 235, 240, 245, 250, 255	MF 230, 240, 240S		MF 550	
4222112M91*	Fuel Lift Pump Repair Kit			MF 133/ 135 MKII/ 135 V, 135/148 MKII/ 135/145 V/S, 145 MKII/ 145 V, 152, 152 MKII/ 152 F/SV, 158 MKII/ 158 F/SV, 168 MKII/ 168 F/S	MF 230, 240, 250	MF 230, 240, 240S	MF 340, 342, 350, 352, 355, 360		
4222121M91	Fuel Lift Pump Assembly			MF 158MKII/ 158 F/SV	MF 260			MF 560	
4222125M91* (28)	Fuel Lift Pump Kit		MF 168, 175, 178, 185, 188	MF 133/ 135 MKII/ 135 V, 135/148 MKII/ 135/145 V/S, 145 MKII/ 145 V, 152, 152 MKII/ 152 F/SV, 158 MKII/ 158 F/SV, 168 MKII/ 168 F/S	MF 230, 240, 250, 260, 265, 275, 290		MF 342, 350, 352, 355, 362, 365, 375, 375E, 390, 390E, 390T, 398	MF 560, 565, 575, 590	MF 675, 690, 698T
4222175M91*	Fuel Lift Pump Repair Kit						MF 399		MF 699

*Part number is used in other MF series models. ○ image of part shown on page 108.



Part Number	Description	TE 20, FE 35, MF 35, MF 35X, MF 65	MF 100 (UK) Series	MF 100 (FR) Series	MF 200 (UK & FR) Series	MF 200 (TR) Series	MF 300 Series	MF 500 Series	MF 600 Series	
4222219M91*	Repair Kit - Fuel Lift Pump						MF 399 (1006.6 Engine)			
4222326M91*	Fuel Lift Pump Repair Kit				MF 275, 290	MF 265S, 275, 285S, 290	MF 365, 375, 375E, 390, 390E, 390T, 398			
4222452M91*	Fuel Lift Pump Assembly	MF 65 - A4.192 and AD4.203 Engines <	MF 165 (AD4.203) <							
Gaskets										
731164Z1 (29)	Rocker Cover Gasket	MF 65 (A4.192 Engine)								
731273V1	Rocker Cover Gasket	MF 35, MF 35X		MF 133, 135						
732117M1	Rocker Cover Gasket			MF 130						
732821Z1	Rocker Cover Gasket	MF 65 (AD4.203 Engine)	MF 165	MF 155, 158, 158 NK/IV/158 F/S/V, 165	MF 260			MF 560		
735057M1* (30)	Gasket - Rocker Cover		MF 135, 148	MF 133/135MK/IV/135 V, 135/148MK/IV/135/145 V/S, 145MK/IV/145 V, 152MK/IV/152 F/S/V	MF 230, 235, 240, 245, 250, 255, 260	MF 230, 240, 240S	MF 340, 342, 350, 352, 355, 360	MF 550		
744162M1*	Gasket - Inlet Manifold						MF 399 (1006.6)			
746036M1	Rocker Cover Gasket				MF 298			MF 592, 595, 595MK/II	MF 698	
746050Z91	Gasket Set - Top	MF 65 (A4.192 Engine)								
825654M1 (31)	Gasket - Sump	TE 20, FE 35, MF 35	MF 135 Petrol Engine							
826194M1	Rocker Cover Gasket	FE 35, MF 35								
828695M1	Rocker Cover Gasket	FE 35, MF 35								

*Part number is used in other MF series models. ○ image of part shown on page 108.

Part Number	Description	TE 20, FE 35, MF 35, MF 35X, MF 65	MF 100 (UK) Series	MF 100 (FR) Series	MF 200 (UK & FR) Series	MF 200 (TR) Series	MF 300 Series	MF 500 Series	MF 600 Series
3641399M1* (32)	Head Gasket		MF 135, 148	MF 133/135 MKIII/135 V, 135/148 MKIII/135/145 V/S, 145, 145 MKIII/145 V, 152 MKIII/152 F/S/V	MF 230, 235, 240, 245, 250, 255	MF 230, 240, 240S	MF 340, 342, 350, 352, 355, 360		
4222500M1*	Head Gasket		MF 165, 168	MF 168MKIII/168 F/S	MF 265, 275, 285, 290	MF 265S, 285S	MF 362, 365, 375, 390	MF 565, 575, 590	MF 690
4224369Z1* (33)	Joint Kit/ Gasket		MF 165, 168, 175, 175S, 178, 185, 188	MF 168MKIII/168 F/S	MF 265, 275, 285, 290	MF 265S, 285S	MF 362, 365, 375, 375E, 390, 390E, 390T, 398	MF 565, 575	MF 675, 690, 698T, 699
1810027M91	Bottom Gasket Set	FE 35, MF 35 23C Diesel Engine							
1810028M91 (34)	Top Gasket Set	FE 35, MF 35 23C Diesel Engine							
3638305Z1*	Gasket - Cylinder Head						MF 399 (A6.354.4)		MF 699
3638431M1*	Gasket - Sump						MF 399 (1006.6 Engine)		
3638845Z1*	Gasket - Cylinder Head		MF 165, 168, 175, 175S, 178, 185, 188	MF 165/168/185/188	MF 265, 275, 285, 290		MF 390	MF 565, 575, 590	MF 675, 690, 698T
3641182Z1 (35)	Gasket - Cylinder Head	MF 65 (AD4.203 Engine)	MF 165	MF 155, 158, 158 MKIII/158 F/S/W, 165	MF 260			MF 560	
3641256M1*	Gasket - Timing Cover Plate		MF 165, 168, 175, 175S, 178, 185, 188	MF 165/168/185/188, 168 MKIII/168 F/S	MF 265, 275, 285, 290	MF 265S, 275, 285S, 290	MF 362, 365, 375, 375E, 390, 390E, 390T, 398	MF 565, 575, 590	MF 675, 690, 698T
3641273M1*	Gasket - Sump		MF 165, 168, 175, 175S, 178, 185, 188		MF 265, 275, 285, 290	MF 265S, 275, 285S, 290	MF 362, 365, 375, 375E, 390, 390E, 390T, 398	MF 565, 575, 590	MF 675, 690, 698T
3641821M1*	Gasket - Rocker Cover						MF 399 (1006.6 Engine)		
3641891M1*	Joint Cab/ Footstep				MF 275, 290	MF 265S, 275, 285S, 290	MF 375E, 390E		
4222095M1*	Gasket - Timing Cover Plate						MF 399 (A6.354.4)		
4222124M1*	Gasket - Cylinder Head		MF 165, 168		MF 275, 285, 290		MF 362, 365, 375, 375E, 390, 390E, 390T, 398	MF 565, 575, 590	MF 690, 698T
4222562Z91 (36)	Top Gasket Set	MF 35, MF 35X A3.152 Diesel Engine							
4222920Z91	Gasket - Set (Top)	MF 65 - AD4.203 Engine	MF 165 AD4.203						
4222931M1*	Gasket - Water Pump Backplate	MF 35, MF 35X	MF 135, 148	MF 133, 135, 133/135 MKIII/135 V, 135/148 MKIII/135/145 V/S, 145, 145 MKIII/145 V, 152 MKIII/152 F/S/V	MF 230, 235, 240, 245, 250, 255	MF 230, 240, 240S	MF 340, 342, 350, 352, 355, 360	MF 550	
4223002Z1	Gasket - Sump				MF 298			MF 592, 595, 595MKII	MF 698
4223085M1*	Gasket - Exhaust Manifold				MF 275, 290	MF 265S, 275, 285S, 290	MF 375E, 390E		

*Part number is used in other MF series models. ○ image of part shown on page 108.



Part Number	Description	TE 20, FE 35, MF 35, MF 35X, MF 65	MF 100 (UK) Series	MF 100 (FR) Series	MF 200 (UK & FR) Series	MF 200 (TR) Series	MF 300 Series	MF 500 Series	MF 600 Series
4223127Z1*	Gasket - Timing Case						MF 399 (A6.354.4)		MF 699
4223129Z91	Gasket - Set (Bottom)				MF 298			MF 592, 595, 595MKII	MF 698
4223502M91	Gasket - Set (Top)				MF 298			MF 592, 595, 595MKII	MF 698
4223525Z91	Gasket Set - Bottom	MF 65 - A4.192 Engine							
4223921Z91*	Gasket - Set (Top)						MF 352, 355, 360		
4223925Z1*	Rocker Cover Gasket						MF 399 (A6.354.4)		MF 699
4223913M1*	Gasket - Cylinder Head		MF 135, 148	MF 135, 145	MF 235, 240, 245, 250, 255			MF 550	
4223923M91*	Gasket - Set (Top)		MF 135, 148	MF 133/135MKII/135 V, 135/148MKII/135/145 VS, 145MKII/145 V, 152MKII/152 F/SV	MF 230, 235, 240, 245, 250, 255	MF 230, 240, 240S	MF 340, 342		
4223924M1*	Rocker Cover Gasket		MF 165, 168, 175, 175S, 178, 185, 188	MF 165/168/185/188, 168 MKII/168 F/S	MF 265, 275, 285, 290	MF 265S, 285S	MF 362, 365, 375, 375E, 390, 390E, 390T, 398	MF 565, 575, 590	MF 675, 690, 698T
4223940Z91	Gasket - Set (Bottom)	MF 65 - AD.4.203 Engine	MF 165 AD.4.203	MF 158MKII/158 F/SV	MF 260			MF 560	
4224032Z91*	Gasket - Set (Bottom)						MF 342, 350		
4224053M91* (37)	Gasket - Set (Top)						MF 399 (A6.354.4)		MF 699
4224053Z91	Gasket Set - Top						MF 399 A6.354.4		
4224116M1*	Gasket - Sump						MF 399 (A6.354.4)		MF 699
4224120Z91*	Gasket Set - Bottom						MF 399 A6.354.4		MF 699

*Part number is used in other MF series models. ○ image of part shown on page 108.

Part Number	Description	TE 20, FE 35, MF 35, MF 35X, MF 65	MF 100 (UK) Series	MF 100 (FR) Series	MF 200 (UK & FR) Series	MF 200 (TR) Series	MF 300 Series	MF 500 Series	MF 600 Series
4224142M91* (38)	Gasket - Set (Bottom)	MF 35, MF 35X	MF 135, 148	MF 135, 133/135MKIIV/ 135 V, 135/148MKIIV/135/ 145 V/S, 145, 145MKIIV/ 145 V, 152MKIIV/152 F/SV	MF 230, 235, 240, 245, 250, 255	MF 230, 240, 240S	MF 340, 352, 355, 360	MF 550	
4224186M91*	Gasket - Set (Top)		MF 165 (A4.212), 168, 175, 175S, 178, 185, 188	MF 168 MKIIV/168 F/S	MF 265, 275, 285, 290	MF 265S, 285S	MF 390T, 398	MF 565, 575, 590	MF 675, 690
4224189Z91*	Gasket - Set (Top)				MF 275, 290	MF 265S, 285S	MF 362, 365, 375, 375E, 390, 390E		
4224246Z91*	Gasket - Set (Top)				MF 265S, 285S	MF 265S, 285S	MF 390, 390T, 398		MF 698T
4224249M91* (39)	Joint			MF 133, 135, 133/ 135MKIIV/135 V, 135/ 148MKIIV/135/145 V/S, 145MKIIV/145 V, 152MKIIV/ 152 F/SV	MF 230, 235, 240, 245, 250, 255	MF 230, 240, 240S	MF 340, 342, 350, 352, 355	MF 550	
4224292Z91*	Gasket - Set (Bottom)		MF 165 (A4.212), 175, 175S, 178, 185, 188	MF 168MKIIV/168 F/S	MF 265, 275, 285, 290,	MF 265S, 285S	MF 362, 365, 375, 390, 390T, 398	MF 565, 575, 590	MF 675, 690, 698T
4224379Z1	Gasket - Sump	MF 65	MF 165	MF 155, 158, 158 MKIIV/ 158 F/SV, 165	MF 260			MF 560	
4224457M91*	Gasket - Set (Bottom)				MF 275, 290	MF 265S, 275, 285S, 290	MF 375E, 390E		
4224501M1*	Gasket - Cylinder Head				MF 275, 290	MF 265S, 275, 285S, 290	MF 375E, 390E		
4224613M91*	Gasket Set - Bottom						MF 399 1006.6		
4224621M91*	Gasket - Set (Top)				MF 275, 290	MF 265S, 275, 285S, 290	MF 375E, 390E		
4224665M91*	Engine Gasket Set - Top						MF 399 1006.6		
4224678M1*	Gasket - Timing Case						MF 399 1006.6		
4224954M1*	Gasket - Cylinder Head Cover					MF 275, 290			
4224957M1*	Gasket - Sump					MF 275, 290			
4224958M1*	Gasket - Timing Cover					MF 275, 290			
4225850M1*	Gasket - Cylinder Head					MF 275, 290			
4225857M91*	Gasket Set - Bottom					MF 275, 290			
4226378M1*	Gasket - Timing Case					MF 275, 290			
Governor									
825890M91 (40)	Weight Assembly	FE 35, MF 35	MF 135 Petrol Engine						

*Part number is used in other MF series models. ○ image of part shown on page 108.



Part Number	Description	TE 20, FE 35, MF 35, MF 35X, MF 65	MF 100 (UK) Series	MF 100 (FR) Series	MF 200 (UK & FR) Series	MF 200 (TR) Series	MF 300 Series	MF 500 Series	MF 600 Series
731611M1	Connection - Injector Leak Off Pipe	MF 35, MF 35X, MF 65		MF 133, 135					
733280M91 ⁽⁴¹⁾	Injector Leak Off Pipe Assembly	MF 35, MF 35X							
734723M91*	Injector Leak Off Pipe Assembly		MF 165, 168, 175, 175S, 178, 185, 188	MF 165/168/185/188, 168 MKIII/168 F/S	MF 265, 275, 285, 290	MF 265S, 285S		MF 565, 575, 590	MF 675, 690
1446701Z1*	Injector Nozzle			MF 135, 155, 158, 165	MF 235, 245				
1446702M1*	Injector Nozzle		MF 165						
1446703Z1*	Injector Nozzle		MF 178, 185, 188		MF 285	MF 285S			
1446892M1*	Injector Nozzle				MF 298			MF 592, 595, 595MKII	MF 698
1446896M1*	Injector Nozzle		MF 148	MF 152 MKIII/152 F/S/V	MF 250, 255	MF 240, 240S		MF 550	
1447146Z1*	Injector Nozzle				MF 290		MF 390, 390E	MF 590	MF 690
1447218M91*	Injector Assembly				MF 290		MF 390, 390E	MF 590	MF 690
1447227Z1*	Injector Nozzle		MF 165, 168, 175, 175S	MF 168, 168 MKIII/168 F/S	MF 265, 275	MF 265S	MF 362, 365, 375, 375E	MF 565, 575	MF 675
1447228M91*	Injector Assembly		MF 165, 168, 175, 175S	MF 168, 168 MKIII/168 F/S	MF 265, 275	MF 265S	MF 362, 365, 375, 375E	MF 565, 575	MF 675
1447269M91*	Injector Nozzle								MF 699
1447401M91* ⁽⁴²⁾	Injector Assembly		MF 135	MF 133/135 MKIII/135 V, 135/148 MKIII/135/145 V/S, 145 MKIII/145 V	MF 230, 235, 240, 245, 250, 260	MF 230	MF 340	MF 560	
1447474Z1*	Injector Nozzle		MF 135	MF 133/135 MKIII/135 V, 135/148 MKIII/135/145 V/S, 145 MKIII/145 V, 158 MKIII/158 F/S/V	MF 230, 235, 240, 245, 250, 260	MF 230	MF 340	MF 560	

Injectors

*Part number is used in other MF series models. ○ image of part shown on page 108.

Part Number	Description	TE 20, FE 35, MF 35, MF 35X, MF 65	MF 100 (UK) Series	MF 100 (FR) Series	MF 200 (UK & FR) Series	MF 200 (TR) Series	MF 300 Series	MF 500 Series	MF 600 Series
1447658M1*	Injector Nozzle								MF 699
1447828M91*	Injector Assembly				MF 290	MF 285S, 290	MF 390E, 399 (A6.354.4)		MF 699
1447829M91*	Injector Nozzle				MF 275, 290	MF 285S, 290	MF 375E, 390E, 399 (A6.354.4)		MF 699
1853019M91	Injector Nozzle	MF 65	MF 135, 165	MF 155, 158, 165					
3637319M1* (43)	Injector Nozzle						MF 390T, 398		MF 698T
3637320M1*	Injector Nozzle						MF 352, 355, 360		
3638623M91*	Injector Pipe		MF 135	MF 133/135 MKII/135 V, 135/148 MKIII/135/145 V/S, 145 MKIII/145 V	MF 230, 235, 240, 245, 250	MF 230	MF 340		
3638624M91*	Injector Pipe		MF 135	MF 133/135 MKII/135 V, 135/148 MKIII/135/145 V/S, 145 MKIII/145 V	MF 230, 235, 240, 245, 250	MF 230	MF 340		
3638625M91*	Injector Pipe		MF 135	MF 133/135 MKII/135 V, 135/148 MKIII/135/145 V/S, 145 MKIII/145 V	MF 230, 235, 240, 245, 250	MF 230	MF 340		
3638688M1*	Injector Nozzle						MF 390		
Liners									
56286	Cylinder Liner Seal	TE 20							
732638M1	Liner - Pre-finished Slip Fit	MF 35 - A3.152 Engine, MF 35X, MF 65 - AD4.203 Engine - Chrome Liners							
734127Z1 (44)	Cylinder Liner			MF 130					
737214Z1	Liner - Pre-finished Press Fit		MF 175, 178, 185, 188						
734179M1* (45)	Liner		MF 135, 148	MF 133/135 MKII/135 V, 135/148 MKIII/135/145 V/S, 145 MKIII/145 V, 152 MKIII/152 F/S/V, 158 MKIII/158 F/S/V	MF 230, 235, 240, 245, 250, 255	MF 230, 240, 240S	MF 340, 342, 350, 352, 360	MF 550, 560	
739043M1*	Liner - Pre-finished Slip Fit	MF 35, MF 35X - A3.152 Engine, MF 65 - AD4.203 Engine - Cast Iron Liners	MF 165 AD4.203	MF 133/135 MKII/135 V, 135/148 MKIII/135/145 V/S, 145, 145 MKIII/145 V, 152 MKIII/152 F/S/V, 158 MKIII/158 F/S/V	MF 230, 235, 240, 245, 250, 255, 260	MF 230, 240, 240S	MF 340, 342, 350, 352	MF 550, 560	
740571Z1*	Liner				MF 285, 290			MF 575, 590	MF 690

*Part number is used in other MF series models. ○ image of part shown on page 108.



Part Number	Description	TE 20, FE 35, MF 35, MF 35X, MF 65	MF 100 (UK) Series	MF 100 (FR) Series	MF 200 (UK & FR) Series	MF 200 (TR) Series	MF 300 Series	MF 500 Series	MF 600 Series
742466Z1*	Liner - Pre-finished Slip Fit		MF 168, 175	MF 168 MKIII/ 168 F/S	MF 285, 290			MF 575, 590	MF 690
744131M1* ⁽⁴⁶⁾	Liner		MF 168, 175	MF 168 MKIII/ 168 F/S	MF 265, 275		MF 399 (A6.354.4)	MF 565, 575	MF 675, 698T, 699
744948Z1*	Liner - Pre-finished Slip Fit	MF 165 (A4.212), 168, 175S, 178		MF 168MKIII/ 168 F/S	MF 265, 275		MF 399 A6.354.4	MF 565, 575	MF 675, 698T, 699
745991Z1*	Liner - Pre-finished Slip Fit				MF 298			MF 592, 595, 595MKII	MF 698
748215M1*	Cylinder Liner						MF 399 (1006.6)		
748216M1*	Liner - Pre-finished Slip Fit						MF 399 1006.6		
3637331Z1*	Liner			MF 168MKIII/ 168 F/S	MF 265	MF 265S, 275, 285S, 290	MF 362, 365, 375, 375E, 390, 390T, 398		MF 675, 698T
3637333M1*	Liner				MF 275, 290	MF 265S, 275, 285S, 290	MF 375E, 390, 390E		MF 690
3637332Z1*	Liner - Pre-finished Slip Fit			MF 168MKIII/ 168 F/S	MF 265, 275	MF 275, 290	MF 362, 365, 375, 375E, 390T, 398		MF 675, 698T
3637334M1*	Liner - Pre-finished Slip Fit				MF 275, 290	MF 265S, 275, 285S, 290	MF 375E, 390, 390E		MF 690
3637492Z1*	Liner - Unfinished Only for ZZ50133						MF 355, 360		
Manifolds									
731267M1 ⁽⁴⁷⁾	Exhaust Manifold	MF 35, MF 35X		MF 133, 135					
733206M1	Exhaust Manifold		MF 165 (A4.212), 168, 175, 178, 185, 188	MF 165/ 135 MKIII/ 135 V, 135/148 MKIII/ 135/145 V/S, 145 MKIII/ 145 V, 152, 152 MKIII/ 152 F/S/V	MF 265, 275, 290	MF 265S, 285S	MF 362, 375E, 390E	MF 575, 590	
734874V1*	Exhaust Manifold		MF 135 Vertical Exhaust			MF 230, 240, 240S			
735826M1*	Exhaust Manifold		MF 165, 175, 175S, 178	MF 168 MKIII/ 168 F/S					

*Part number is used in other MF series models. ○ image of part shown on page 108.

Part Number	Description	TE 20, FE 35, MF 35, MF 35X, MF 65	MF 100 (UK) Series	MF 100 (FR) Series	MF 200 (UK & FR) Series	MF 200 (TR) Series	MF 300 Series	MF 500 Series	MF 600 Series
740221M1	Exhaust Manifold		MF 135, 148 Vertical Exhaust		MF 230, 235, 240, 245, 250, 255	MF 230, 240, 240S	MF 340, 342, 350		
741764M1*	Exhaust Manifold				MF 265, 275, 285, 290			MF 565, 575, 590	
893501M91* (48)	Thermostart	MF 35, MF 35X - A3.152 Engine, MF 65	MF 135, 148, 165, 168, 175, 178, 185, 188	MF 130, 135, 145, 155, 165MKIII/178, 165/168/185/188		MF 230, 240, 240S			
1446176M91*	Thermostart	MF 65							
3583543M2*	Thermostart			MF 133, 135, 133/135 MKIII/135 V, 135/148 MKIII/135/145 V/S, 145 MKIII/145 V, 152 MKIII/152 F/S/V, 158MKIII/158 F/S/V, 168MKIII/168 F/S	MF 200 Series	MF 200 (TR) Series	MF 300 Series	MF 500 Series	MF 600 Series
Oil Filler Caps									
734962M91*	Oil Filler Cap		MF 100 (UK) Series	MF 133, 135, 133/135 MKIII/135 V, 135/148 MKIII/135/145 V/S, 145 MKIII/145 V, 152 MKIII/152 F/S/V, 158MKIII/158 F/S/V, 168MKIII/168 F/S	MF 230, 235, 240, 245, 250, 255, 260, 265, 275, 285, 290	MF 265S, 285S	MF 340, 342, 350, 352, 355, 360, 365, 375, 375E, 390, 390E, 390T, 398	MF 550, 560, 565, 575, 590	MF 675, 690, 698, 698T
1851752M91	Oil Filler Cap	FE 35, MF 35, MF 35X, MF 65		MF 130, 135, 145					
3641889M1*	Oil Filler Cap				MF 230, 240, 275, 290	MF 200 (TR) Series	MF 375E, 390E, 399 (1006.6)		
Oil Pumps									
731635M91	Idle Gear	MF 65	MF 165	MF 158 MKIII/158 F/S/V	MF 260			MF 560	
734839M91*	Strainer		MF 168, 175, 175S, 178, 185, 188	MF 168/185/188, 168 MKIII/168 F/S	MF 265, 275, 285, 290			MF 565, 575, 590	MF 675, 690
734849M1*	Shaft		MF 168, 175, 175S, 178, 185, 188	MF 168/185/188, 168 MKIII/168 F/S	MF 265, 275, 285, 290			MF 565, 575, 590	MF 675, 690
734850M1* (49)	Gear		MF 168, 175, 175S, 178, 185, 188	MF 168/185/188, 168 MKIII/168 F/S	MF 265, 275, 285, 290			MF 565, 575, 590	MF 675, 690
734943M1*	Strainer Elbow		MF 168, 175, 175S, 178, 185, 188	MF 168/185/188, 168 MKIII/168 F/S	MF 265, 275, 285, 290			MF 565, 575, 590	MF 675, 690
743020M1*	Gear		MF 168, 175, 175S, 178, 185, 188	MF 168/185/188, 168 MKIII/168 F/S	MF 265, 275, 285, 290			MF 565, 575, 590	MF 675, 690
747292Z91* (50)	Oil Pump						MF 399 AG.354.4		MF 699
144723M1*	Bearing			MF 168 MKIII/168 F/S	MF 265, 275, 290	MF 265S, 275, 285S, 290	MF 362, 365, 375, 375E, 390, 390E, 390T, 398		MF 675, 690, 698T

*Part number is used in other MF series models. ○ image of part shown on page 109.



25



26



27



28



29



30



31



32



33



34



35



36



37



38



39



40



41




42



43



45



46



47



48



49



50



51



52



53



54



55



56



57



58



59



60



61



62



63



64



65



66



67



68



69



70



71



72



Part Number	Description	TE 20, FE 35, MF 35, MF 35X, MF 65	MF 100 (UK) Series	MF 100 (FR) Series	MF 200 (UK & FR) Series	MF 200 (TR) Series	MF 300 Series	MF 500 Series	MF 600 Series
3637359M91* (51)	Oil Pump Assembly	MF 35, MF 35X - A3.152 Engine	MF 135	MF 133/135 MKII/135 V, 135/148 MKII/135/145 V/S, 145 MKII/145 V, 152 MKII/152 F/SV	MF 230, 235, 240, 245, 250, 255	MF 230, 240, 240S	MF 340, 342, 350, 352, 355	MF 550	
3637470Z91*	Oil Pump		MF 165 A4.212						
3637471M91 (52)	Oil Pump	MF 65	MF 165 AD4.203	MF 158MKII/158 F/SV	MF 260			MF 560	
3637489M91*	Oil Pump			MF 168MKII/168F/S	MF 265, 275, 290	MF 265S, 275, 285S, 290	MF 362, 365, 375, 375E, 390, 390E, 390T, 398		MF 675, 690, 698 T
3638595M91*	Oil Pump						MF 399 1006.6		
3641846M91*	Oil Pipe			MF 168 MKII/168 F/S	MF 265, 275, 290	MF 265S, 275, 285S, 290	MF 362, 365, 375, 375E, 390, 390E, 390T, 398		MF 698T

Oil Seals

636762M1	Oil Seal - Tacho Drive	MF 35, MF 35 X A3.152 Engine, MF 65 - A4.192 and AD4.203 Engines	MF 135, 148, 165 (AD4.203)	MF 133, 135, 133/135 MKII/135 V, 135/148 MKII/135/145 V/S, 145 MKII/145 V, 152 MKII/152 F/SV, 158 MKII/158 F/SV	MF 230, 235, 240, 245, 250, 255, 260	MF 230, 240, 240S		MF 550, 560	
732043M1	Timing Cover Oil Seal			MF 130					
825208M1	Oil Seal - Crankshaft Rear Main	TE 20 Diesel, FE 35, MF 35 Petrol, V0 and L0 Engines	MF 135						
825740M1	Oil Seal - Timing Cover	TE 20, FE 35, MF 35, MF 35X 200, 230C Diesel, Petrol, V0 and L0 Engines	MF 135						
1447024Z1	Oil Seal - Timing Cover				MF 298			MF 592, 595, 595MKII	MF 698
1447689M1* (53)	Seal - Timing Cover	MF 35, MF 35X - A3.152 Engine, MF 65 - A4.192 Engine > MF 65 - AD4.203 Engine	MF 135, 148, 165	MF 133, 135, 133/135 MKII/135 V, 135/148 MKII/135/145 V/S, 145, 145 MKII/145 V, 152 MKII/152 F/SV, 158 MKII/158 F/SV	MF 230, 235, 240, 245, 250, 255, 260	MF 230, 240, 240S	MF 340, 342, 350, 352, 355	MF 550, 560	

*Part number is used in other MF series models. ○ image of part shown on page 109.

Part Number	Description	TE 20, FE 35, MF 35, MF 35X, MF 65	MF 100 (UK) Series	MF 100 (FR) Series	MF 200 (UK & FR) Series	MF 200 (TR) Series	MF 300 Series	MF 500 Series	MF 600 Series
1447691M1*	Oil Seal - Crankshaft - Rear Main Lip		MF 135, 148, 165, 168, 185, 188	MF 133, 135, 133/135 MKIII/135 V, 135/148 MKIIV 135/145 V/S, 145 MKIIIV 145 V, 152 MKIIIV/152 F/S/V, 158 MKIIIV/158 F/S, 168 MKIIIV/168 F/S	MF 200 Series	MF 230, 240, 240S, 265S, 285S	MF 300 Series	MF 500 Series	MF 600 Series
1881644M1* ⁽⁵⁴⁾	Seal - Oil Filler Cap	MF 35, MF 35X, MF 65	MF 100 (UK) Series	MF 130, 133, 135, 133/135 MKIIIV 135 V, 135/148 MKIIV 135/145 V/S, 145 MKIIIV 145 V, 152 MKIIIV/152 F/S/V, 158 MKIIIV/158 F/S/V, 165 MKIIV, 168 MKIIIV/168 F/S	MF 230, 235, 240, 245, 250, 260, 265, 275, 285, 290	MF 265S, 285S	MF 340, 342, 350, 352, 355, 360, 362, 365, 375, 375E, 390, 390E, 390T, 398	MF 550, 560, 565, 575, 590	MF 675, 690, 698T
1884098M1	Oil Seal - Crankshaft Rear Main	FE 35, MF 35, MF 35 X 23C Diesel Engine			MF 275, 290	MF 265S, 275, 285S, 290	MF 375E, 390E, 399 (10066)		
3638640M1*	Seal - Rocker Cover Fixing								
3639011M1	Oil Seal - Timing Cover	MF 65 - A4.192 Engine <							
4224056Z1*	Rope Seal		MF 165, 168, 175, 175S, 178, 185, 188						
4224057Z1*	Rope Seal	MF 35, MF 35X, MF 65	MF 135, 148, 165	MF 135					
4224762M1*	Oil Seal - Crankshaft Rear					MF 275, 290			
4226213M1*	Oil Seal - Timing Cover		MF 165, 168, 175, 178, 185, 188	MF 168MKIIV/168F/S	MF 265, 275, 285, 290	MF 265S, 275, 285S, 290	MF 362, 365, 375, 375E, 390, 390E, 390T, 398, 399	MF 565, 575, 590	MF 675, 690, 698T, 699
Oil Sumps									
748160M1* ⁽⁵⁵⁾	Drain Plug - Sump	MF 35, MF 35 X, MF 65	MF 100 (UK) Series	MF 130, 133, 135, 133/135 MKIIIV 135 V, 135/148 MKIIV 135/145 V/S, 145, 145 MKIIIV 145 V, 152 MKIIIV/152 F/S/V, 158 MKIIIV/158 F/S/V, 168 MKIIIV/168 F/S	MF 200 Series	MF 200 (TR) Series	MF 340, 342, 350, 352, 355, 362, 365, 375, 375E, 390E, 390T, 398, 399	MF 500 Series	MF 675, 690, 698T, 699
3638382M1*	O Ring - Sump Drain Plug	MF 35, MF 35 X, MF 65	MF 100 (UK) Series	MF 130, 133, 135, 158 MKIIV/158 F/S/V, 168 MKIIV/168 F/S	MF 200 Series	MF 200 (TR) Series	MF 340, 342, 350, 352, 355, 362, 365, 375, 375E, 390E, 390T, 398, 399	MF 500 Series	MF 675, 698, 699
Piston Rings									
745738Z91*	Piston Ring Kit						MF 399 A6.354.4		MF 699
745760Z91* ⁽⁵⁶⁾	Piston Ring Kit		MF 168, 175, 175S, 178	MF 168MKIIV/168F/S	MF 265, 275		MF 362, 365, 375, 375E	MF 565, 575, 590	MF 675
745763Z91*	Piston Ring Kit		MF 165 A4.212			MF 265S, 285S			

*Part number is used in other MF series models. ○ image of part shown on page 109.



Part Number	Description	TE 20, FE 35, MF 35, MF 35X, MF 65	MF 100 (UK) Series	MF 100 (FR) Series	MF 200 (UK & FR) Series	MF 200 (TR) Series	MF 300 Series	MF 500 Series	MF 600 Series
745818M91* ⁽⁵⁷⁾	Piston Ring Kit	MF 35, MF 35X - A3.152 Engine, MF 65 - AD4.203 Engine - Cast Iron Liners	MF 135, 165 (AD4.203)	MF 133, 135, 133/135 MKII/135 V, 135/148 MKIII/135/145 V/S, 145 MKIII/145 V	MF 230, 235, 240, 245, 260	MF 230, 240, 240S	MF 340	MF 560	
745750Z91	Piston Ring Kit			MF 168	MF 275			MF 575	
745819Z91	Piston Ring Kit	MF 35, MF 35X							
745823Z91	Piston Ring Kit	MF 65							
745826M91*	Piston Ring Kit		MF 148	MF 135, 152MKII/152 F/SV, 158MKIII/158 F/SV	MF 230, 240, 250, 255	MF 230, 240, 240S	MF 342, 350	MF 550	
745950Z91	Piston Ring Kit				MF 298			MF 592, 595, 595MKII	MF 698
746163M91 ⁽⁵⁸⁾	Piston Ring Kit				MF 298			MF 592, 595, 595MKII	MF 698
746163Z91	Piston Ring Kit							MF 592, 595, 595MKII	MF 698
747041Z91*	Piston Ring Kit		MF 175, 178, 185, 188		MF 285, 290			MF 590	MF 690
747428M91*	Piston Ring Kit				MF 290	MF 265S, 285S	MF 390, 390E	MF 590	MF 690
3637033M91*	Piston Ring Kit						MF 399 1006.6		
3638235Z91*	Piston Ring Kit						MF 352, 355, 360		
3638721Z91*	Piston Ring Kit						MF 390T, 398		MF 698T
4222053M91* ⁽⁵⁹⁾	Piston Ring Kit				MF 275, 290 4.41	MF 265S, 275, 285S, 290	MF 375E, 390E 4.41		
4222706Z91*	Piston Ring Kit						MF 399 1006.6		
3637658Z91*	Piston Ring Kit						MF 355, 360		

*Part number is used in other MF series models. ○ image of part shown on page 109.

Part Number	Description	TE 20, FE 35, MF 35, MF 35X, MF 65	MF 100 (UK) Series	MF 100 (FR) Series	MF 200 (UK & FR) Series	MF 200 (TR) Series	MF 300 Series	MF 500 Series	MF 600 Series
Pistons									
734460Z91	Piston Kit	MF 35, MF 35X							
735187Z91	Piston	MF 168, 175, 175S, 178							
738106Z91	Piston Kit		MF 165	MF 165 MkIII	MF 298			MF 592, 595, 595MKII	MF 698
738249Z91*	Piston Kit		MF 165	MF 165 MkIII					
740821Z91*	Piston Kit		MF 175, 178, 185, 188		MF 285, 290	MF 265S, 285S		MF 575, 590	MF 690
742621M91*	Piston Kit		MF 148	MF 133, 135, 152MKIII/ 152 F/SV, 158MKIII/158 F/SV	MF 250, 255	MF 230, 240, 240S		MF 550	
743110Z91*	Piston Kit		MF 168, 175, 175S, 178	MF 168MKIII/ 168 F/S	MF 265, 275	MF 265S, 285S	MF 362, 375, 375E	MF 565, 575, 590	MF 675
743824Z91*	Piston Kit	MF 65 - AD4.203 Engine	MF 135 - AD3.152 Engine, 165 - AD4.203 Engine	MF 135, 135/135 MKIII/ 135 V, 135/148 MKIII/135/ 145 V/S, 145 MKIII/145 V	MF 230, 235, 240, 245, 250, 260		MF 340	MF 560	
747050M91*	Piston Kit				MF 290	MF 265S, 275, 285S, 290	MF 390, 390E		MF 690
748266Z91*	Piston Kit						MF 399 A6.354.4		MF 699
3637360Z91*	Piston Kit						MF 390T, 398		MF 698T
3637516Z91*	Piston Kit			MF 168MKIII/ 168 F/S	MF 275		MF 362, 365, 375, 375E A4.236		
3639438Z1*	Piston Kit						MF 390T, 398		
3641806M91*	Piston Kit						MF 399 1006.6		
4224456Z91*	Piston Kit						MF 352, 355, 360		
4224523Z91	Piston Kit						MF 342, 350		
4226116M91*	Piston Kit				MF 275, 290	MF 265S, 275, 285S, 290	MF 375E, 390, 390E		
Push Rods									
733817M1*	Push Rod		MF 165, 168, 175, 175S, 178, 185, 188	MF 168 MKIII/ 168 F/S	MF 265, 275, 285, 290	MF 265S, 275, 285S, 290	MF 362, 365, 375, 375E, 390, 390E, 390T, 398, 399	MF 565, 575, 590	MF 675, 690, 698T, 699
Stop Cables									
3701713M91	Engine Stop Cable L=1160mm				MF 240				MF 340, 350, 355, 360, 362, 365, 375, 390, 390T, 398, 399 (1006.6)

*Part number is used in other MF series models. image of part shown on page 109.



Part Number	Description	TE 20, FE 35, MF 35, MF 35X, MF 65	MF 100 (UK) Series	MF 100 (FR) Series	MF 200 (UK & FR) Series	MF 200 (TR) Series	MF 300 Series	MF 500 Series	MF 600 Series
Throttle Cables									
1873358M1	Pivot							MF 565, 575, 590, 592, 595, 595MKII	
1873578M91	Pedal							MF 565, 575, 590, 592, 595, 595MKII	
1696818M94	Cable				MF 240	MF 230, 240, 240S	MF 340, 342, 350, 352, 355, 360		
3759023M91 ⁽⁶⁴⁾	Hand Throttle Cable L=1337.5mm						MF 340, 350, 355, 360, 365, 375, 390, 390T, 398, 399		
3759024M91	Foot Throttle Cable L=977.5mm				MF 240		MF 340, 350, 355, 360, 362, 365, 375, 390, 390T, 398, 399		
3759025M91	Foot Throttle Cable L=1057.5mm				MF 240		MF 340, 342, 350, 352, 355, 360, 362, 365, 375, 390, 390T, 398, 399		
Timing Covers									
3637397M91* ⁽⁶⁵⁾	Cover	MF 35, MF 35X	MF 135, 148	MF 133, 135	MF 230, 235, 240, 245, 250, 255	MF 230, 240, 240S	MF 340, 342, 350, 352, 355	MF 550	
Timing Gears									
731033M1*	Bush	MF 65	MF 165, 168, 175, 175S, 178, 185, 188	MF 158 MKII/158 F/S/V, 168 MKIII/168 F/S	MF 260, 265, 275, 285, 290	MF 265S, 275, 285S, 290	MF 362, 365, 375, 375E, 390, 390E, 390T, 398, 399 ^(1006.6)	MF 560, 565, 575, 590	MF 675, 690, 698T
825199M1	Timing Chain	TE 20, FE 35, MF 35	MF 135 Petrol Engine						
1447752M1*	Bush - Idler Gear		MF 165				MF 399 ^(1006.6)		
4226761M1* ⁽⁶⁶⁾	Hub	MF 65	MF 165, 168, 175, 175S, 178, 185, 188	MF 158 MKII/158 F/S/V, 168 MKIII/168 F/S	MF 260, 265, 275, 285, 290	MF 265S, 275, 285S, 290	MF 362, 365, 375, 375E, 390, 390E, 390T, 398, 399 ^(1006.6)	MF 560, 565, 575, 590	MF 675, 690, 698T
Valves									
731151M1 ⁽⁶⁷⁾	Valve - Inlet	MF 35, MF 35X, MF 65		MF 133, 135					
731152M1	Valve - Exhaust	MF 35, MF 35X, MF 65		MF 133, 135					

*Part number is used in other MF series models. ○ image of part shown on page 109.

Part Number	Description	TE 20, FE 35, MF 35, MF 35X, MF 65	MF 100 (UK) Series	MF 100 (FR) Series	MF 200 (UK & FR) Series	MF 200 (TR) Series	MF 300 Series	MF 500 Series	MF 600 Series
731153M1	Valve - Spring - Inner	MF 35, MF 35X, MF 65	MF 135, 165	MF 133/135 MKIII/135 V, 135/148 MKIII/135/145 V/S, 145 MKIII/145 V, 152 MKIII/152 F/S/V, 158 MKIII/158 F/S/V	MF 260	MF 230, 240, 245, 250, 255, 260	MF 230, 240, 240S	MF 342, 350, 352, 355, 360	MF 560
731154M1*	Valve Spring - Outer	MF 35, MF 35X, MF 65	MF 135, 148, 165	MF 133/135 MKIII/135 V, 135/148 MKIII/135/145 V/S, 145 MKIII/145 V, 152 MKIII/152 F/S/V, 158 MKIII/158 F/S/V	MF 235, 240, 245, 250, 260	MF 235, 240, 245, 250, 260		MF 560	
732811M1*	Valve - Inlet	MF 65 - AD4.203 Engine	MF 135, 165	MF 135, 133/135 MKIII/135 V, 145	MF 265, 275, 285, 290, 298	MF 265S, 285S	MF 390, 390T, 398	MF 560	MF 600 Series
735521M1*	Valve - Spring - Outer	MF 65 - AD4.203 Engine	MF 165, 168, 175, 175S, 178, 185, 188	MF 168MKIII/168 F/S	MF 265, 275, 285, 290, 298	MF 265S, 285S	MF 390, 390T, 398	MF 565, 575, 590, 592, 595, 595MKII	MF 600 Series
735525M1*	Valve - Spring - Inner	MF 65 - AD4.203 Engine	MF 165, 168, 175, 178, 185, 188	MF 168MKIII/168 F/S	MF 265, 275, 285, 290, 298	MF 265S, 285S	MF 390, 390T, 398	MF 565, 575, 590, 592, 595, 595MKII	MF 675, 698, 699
735820M1*	Valve - Inlet	MF 65 - AD4.203 Engine		MF 152 F/S/V, 158, 158 MKIII/158 F/S/V	MF 275, 285, 290		MF 362, 365, 375, 375E, 390, 390E, 399 (A6.354.4)	MF 565, 575, 590	MF 690, 699
736185M1*	Washer - Valve Spring	MF 35, MF 35X, MF 65	MF 135, 148, 165	MF 133, 135, 133/135 MKIII/135 V, 135/148 MKIII/135 V, 145 V/S, 145 MKIII/145 V, 152 MKIII/152 F/S/V, 158, 158 MKIII/158 F/S/V	MF 230, 235, 240, 245, 250, 255, 260	MF 230, 240, 240S	MF 340, 342, 350, 352, 355, 360	MF 550, 560	
737640M1*	Valve - Exhaust	MF 65 - AD4.203 Engine	MF 135, 165	MF 135, 133/135 MKIII/135 V, 145	MF 235, 240, 245, 250, 260			MF 560	
738095M1	Valve - Inlet				MF 298			MF 592, 595, 595MKII	MF 698
738944M1	Valve - Exhaust				MF 298			MF 592, 595, 595MKII	MF 698
741466M1*	Valve - Exhaust		MF 165	MF 168MKIII/168 F/S	MF 265, 275, 285, 290	MF 265S, 285S	MF 362, 365, 375, 375E, 390, 390E	MF 575, 590	MF 675, 690
740465M1*	Valve Spring - Inner				MF 275, 290	MF 265S, 275, 285S, 290	MF 362, 365, 375, 375E, 390, 390E, 399		
740467M1*	Valve Spring - Outer				MF 275, 290	MF 265S, 275, 285S, 290	MF 362, 365, 375, 375E, 390, 390E, 399		
740468M1*	Valve Spring Cap				MF 275, 290	MF 265S, 275, 285S, 290	MF 362, 365, 375, 375E, 390, 390E, 399		
745534M1*	Valve - Inlet				MF 260		MF 355, 360	MF 560	
746698M1*	Valve - Cap		MF 165, 175, 175S, 178, 185, 188	MF 168MKIII/168 F/S	MF 265, 275, 290, 285, 298	MF 265S, 285S	MF 362, 365, 375, 390, 390T, 398, 399 (A6.354.4)	MF 565, 575, 590, 592, 595, 595MKII	MF 690, 698, 698T, 699
746823M1*	Valve - Inlet						MF 390T, 398	MF 698T	
747552M1*	Valve - Exhaust		MF 165, 168, 175, 175S, 178, 185, 188		MF 275, 285, 290		MF 362, 365, 375, 390, 390T, 398, 399 (A6.354.4)	MF 565, 575, 590	MF 698T
747581M1*	Valve - Exhaust				MF 240				

*Part number is used in other MF series models. ○ image of part shown on page 109.



Part Number	Description	TE 20, FE 35, MF 35, MF 35X, MF 65	MF 100 (UK) Series	MF 100 (FR) Series	MF 200 (UK & FR) Series	MF 200 (TR) Series	MF 300 Series	MF 500 Series	MF 600 Series
747697M1*	Valve Spring Cap	MF 35, MF 35X, MF 65	MF 135, 148, 165	MF 133/135 MKII/135 V, 135/148 MKIII/135/145 V/S, 145 MKIII/145 V, 152 MKIII/152 F/S/V, 158 MKIII/158 F/S/V	MF 230, 235, 240, 245, 250, 255, 260	MF 230, 240, 240S	MF 340, 342, 350, 352, 355, 360	MF 550, 560	
748309M1*	Valve - Exhaust					MF 265S, 275, 285S, 290	MF 375E, 390E, 399		MF 699
748413M1*	Valve - Inlet				MF 275, 290	MF 265S, 275, 285S, 290	MF 375E, 390E, 399 (1006.6)		
1884123M1	Valve - Inlet	FE 35, MF 35							
1884124M1	Valve - Exhaust	FE 35, MF 35							
3637041M1*	Seal - Valve Stem		MF 165, 168, 175, 175S, 178, 185, 188	MF 168MKIII/168 F/S	MF 265, 275, 285, 290	MF 265S, 275, 285S, 290	MF 362, 365, 375, 375E, 390, 390E, 390T, 398, 399 (1006.6)	MF 565, 575, 590	MF 675, 690, 698T, 699
3637528M1*	Valve - Exhaust						MF 352, 360		
3637529M1*	Valve - Exhaust			MF 133/135 MKIII/135 V, 135/148 MKIII/135/145 V/S, 145 MKIII/145 V, 152 MKIII/152 F/S/V	MF 230, 240, 250		MF 340, 342, 350, 352, 355, 360		
Water Pumps									
732821M1	Gasket - Rocker Cover	MF 65	MF 165	MF 158 MKIII/158 F/S/V	MF 260			MF 560	
748095M91 ⁽⁷¹⁾	Water Pump Assembly			MF 130					
825374M1	Seal - Water Pump	TE 20, FE 35, MF 35	MF 135 Petrol Engine						
1447252M1 ⁽⁷²⁾	Injector Nozzle	MF 35, MF 35X							

*Part number is used in other MF series models. ○ image of part shown on page 109.

Part Number	Description	MF 2000/5 Series	MF 3000 Series	MF 3100 Series	MF 3600 Series	MF 4200 Series	MF 4300 Series	MF 5400 (Tier 2) Series	MF 6100 Series	MF 6200 Series	MF 6400 (Tier 2) Series	MF 8100 Series	MF 8200 Series
Balancer Units													
3637329M1*	Balance Weight		MF 3050, 3060, 3065, 3070, 3075			MF 4225, 4235, 4240, 4245, 4255, 4265	MF 4325, 4335, 4345, 4355, 4365		MF 6110, 6120, 6130, 6140, 6150	MF 6235, 6245, 6255, 6265			
3637330M1*	Balance Weight		MF 3050, 3060, 3065, 3070, 3075			MF 4225, 4235, 4240, 4245, 4255, 4265	MF 4325, 4335, 4345, 4355, 4365		MF 6110, 6120, 6130, 6140, 6150	MF 6235, 6245, 6255, 6265			
3637593M1* ⁽⁷³⁾	Drive Shaft		MF 3050, 3060, 3065, 3070, 3075			MF 4225, 4235, 4240, 4245, 4255, 4265	MF 4325, 4335, 4345, 4355, 4365		MF 6110, 6120, 6130, 6140, 6150	MF 6235, 6245, 6255, 6265			
4225009M1*	Balancer Unit							MF 5425, 5435, 5445, 5455, 5460			MF 6445, 6455, 6460, 6470		
4226792M91*	Balancer Unit Centre Mounted		MF 3050, 3060			MF 4225, 4235, 4240,	MF 4335		MF 6110, 6120				
4226918M91*	Balancer Unit Centre Mounted		MF 3065, 3070, 3075			MF 4245, 4255, 4265	MF 4325, 4345, 4355, 4365		MF 6130, 6140, 6150	MF 6235, 6245, 6255, 6265			

Block Heaters

V836840998	O Ring							MF 5470			MF 6485, 6490, 6495, 6497, 6499		MF 8240, 8250, 8260, 8270, 8280
------------	--------	--	--	--	--	--	--	---------	--	--	---------------------------------	--	---------------------------------

Camshafts



736818M1*	Camshaft		MF 3060										
4222017M1* ⁽⁷⁴⁾	Camshaft Bush		MF 3050, 3060, 3065, 3070, 3075, 3085, 3095	MF 3100 Series		MF 4225, 4235, 4240, 4245, 4255, 4260, 4265, 4270	MF 4325, 4335, 4345, 4355, 4360, 4365, 4370		MF 6100 Series	MF 6200 Series	MF 6465, 6475, 6480	MF 8110, 8120, 8130	MF 8210, 8220
4226995M91*	Camshaft		MF 3050, 3060										
4227146M1*	Camshaft		MF 3085, 3095	MF 3100 Series	MF 3635, 3645, 3655	MF 4260, 4270			MF 6160, 6170, 6180, 6190			MF 8110, 8120, 8130	

*Part number is used in other MF series models. ○ image of part shown on page 121.



Part Number	Description	MF 2000/5 Series	MF 3000 Series	MF 3100 Series	MF 3600 Series	MF 4200 Series	MF 4300 Series	MF 5400 (Tier 2) Series	MF 6100 Series	MF 6200 Series	MF 6400 (Tier 2) Series	MF 8100 Series	MF 8200 Series
Connecting Rods													
733767M1*	Small End Bush	MF 2620, 2625, 2640, 2645	MF 3050, 3060, 3080, 3085, 3090, 3095	MF 3115	MF 3610	MF 4225, 4235, 4240, 4260, 4270			MF 6110, 6120, 6160, 6170				
736934M91*	Connecting Rod Bearing Kit	MF 2620, 2625, 2640, 2645	MF 3080, 3085, 3090, 3095	MF 3115	MF 3610	MF 4260, 4270			MF 6160, 6170				
736935M91*	Connecting Rod Bearing Kit	MF 2620, 2625, 2640, 2645	MF 3080, 3085, 3090, 3095	MF 3115	MF 3610	MF 4260, 4270			MF 6160, 6170				
736950M91*	Connecting Rod Bearing Kit		MF 3050, 3060, 3065, 3070			MF 4225, 4235, 4240	MF 4325		MF 6110, 6120				
736952M91*	Bearing Kit		MF 3050, 3060, 3065, 3070			MF 4225, 4235, 4240	MF 4325, 4335		MF 6110, 6120				
736953M91*	Connecting Rod Bearing Kit		MF 3050, 3060, 3065, 3070			MF 4225, 4235, 4240	MF 4325		MF 6110, 6120				
737070M91* ⁽⁷⁵⁾	Bearing Kit					MF 4215, 4220	MF 4315, 4320						
737071M91*	Bearing Kit - Connecting Rod					MF 4215, 4220	MF 4315, 4320						
737072M91*	Bearing Kit - Connecting Rod					MF 4215, 4220	MF 4315, 4320						
737073M91*	Bearing Kit					MF 4215, 4220	MF 4315, 4320						
740407M1* ⁽⁷⁶⁾	Small End Bush					MF 4215, 4220	MF 4315, 4320						
1476245X1*	Nut - Connecting Rod Cap Fixing					MF 4215, 4220	MF 4315, 4320						
3637034M91*	Conrod Kit	MF 2620, 2640	MF 3050, 3060, 3085, 3095	MF 3115		MF 4225, 4235, 4240, 4260, 4270			MF 6120, 6160, 6170				
3637392M91*	Conrod Kit					MF 4215, 4220	MF 4315, 4320						
4225381M91*	Connecting Rod Kit	MF 2680	MF 3065, 3070, 3075	MF 3120, 3125	MF 3635, 3645, 3655	MF 4245, 4255			MF 6130, 6140, 6150, 6180, 6190			MF 8110, 8120, 8130	

*Part number is used in other MF series models. ○ image of part shown on page 121.

Part Number	Description	MF 2000/5 Series	MF 3000 Series	MF 3100 Series	MF 3600 Series	MF 4200 Series	MF 4300 Series	MF 5400 (Tier 2) Series	MF 6100 Series	MF 6200 Series	MF 6400 (Tier 2) Series	MF 8100 Series	MF 8200 Series
4226914M91*	Connecting Rod Bearing Kit		MF 3075			MF 4235, 4245, 4255, 4265	MF 4325, 4335, 4345, 4355, 4365	MF 5425, 5435, 5445, 5455, 5460	MF 6130, 6140, 6150	MF 6235, 6245, 6255, 6265	MF 6445, 6455, 6460, 6470		
4226917M91*	Connecting Rod Bearing Kit	MF 2680, 2685, 2720, 2725		MF 3120, 3125	MF 3630, 3635, 3645, 3650, 3655	MF 4260, 4270	MF 4360, 4370	MF 5465	MF 6170, 6180, 6190	MF 6260, 6270, 6280, 6290		MF 8110, 8120, 8130	MF 8210, 8220
4226991M91*	Connecting Rod Bearing Kit	MF 2000/5 Series	MF 3080, 3085, 3090, 3095	MF 3100 Series	MF 3610, 3630, 3635, 3645, 3650, 3655	MF 4260, 4270	MF 4360, 4370		MF 6160, 6170, 6180, 6190	MF 6260, 6270, 6280, 6290		MF 8110, 8120, 8130	MF 8210, 8220
4226993M91*	Connecting Rod Bearing Kit		MF 3050, 3060, 3065, 3070			MF 4245, 4255, 4265	MF 4345, 4355, 4365	MF 5425, 5435, 5445, 5455, 5460	MF 6110, 6120		MF 6445, 6455, 6460, 6470		
4227001M91*	Connecting Rod Bearing Kit	MF 2680, 2685, 2720, 2725		MF 3120, 3125	MF 3630, 3635, 3645, 3650, 3655	MF 4260, 4270			MF 6170, 6180, 6190	MF 6260, 6270, 6280, 6290		MF 8110, 8120, 8130	MF 8210, 8220
4227021M91*	Connecting Rod Bearing Kit		MF 3050, 3060, 3065, 3070			MF 4225, 4235, 4240, 4245, 4255, 4265	MF 4325, 4335, 4345, 4355, 4365	MF 5425, 5435, 5445, 5455, 5460	MF 6110, 6120		MF 6445, 6455, 6460, 6470		
V836110552	Connecting Rod Bearing Kit				MF 3670, 3690			MF 5470			MF 6485, 6490, 6495, 6497, 6499	MF 8140, 8150, 8160	MF 8240, 8250, 8260
V836112762 	Connecting Rod Bearing Kit				MF 3670, 3690			MF 5470			MF 6485, 6490, 6495, 6497, 6499	MF 8140, 8150, 8160	MF 8240, 8250, 8260
V836112763	Connecting Rod Bearing Kit				MF 3670, 3690			MF 5470			MF 6485, 6490, 6495, 6497, 6499	MF 8140, 8150, 8160	MF 8240, 8250, 8260
V836112765	Connecting Rod Bearing Kit				MF 3670, 3690			MF 5470			MF 6485, 6490, 6495, 6497, 6499	MF 8140, 8150, 8160	MF 8240, 8250, 8260
V836338650	Connecting Rod Bearing Kit				MF 3680, 3690							MF 8170, 8180	MF 8270, 8280
V836338651	Connecting Rod Bearing Kit				MF 3680, 3690							MF 8170, 8180	MF 8270, 8280
V836338652 	Connecting Rod Bearing Kit				MF 3680, 3690							MF 8170, 8180	MF 8270, 8280
V836646271	Small End Bush				MF 3670, 3690			MF 5470			MF 6485, 6490, 6495, 6497, 6499	MF 8140, 8150, 8160	MF 8240, 8250, 8260
V836840928	Connecting Rod Assembly				MF 3670, 3680, 3690						MF 6485, 6490, 6495, 6497, 6499	MF 8140, 8150, 8160, 8170, 8180	MF 8240, 8250, 8260, 8270, 8280
V837079475	Connecting Rod Kit				MF 3670, 3680, 3690			MF 5470			MF 6485, 6490, 6495, 6497, 6499	MF 8140, 8150, 8160, 8170, 8180	MF 8240, 8250, 8260, 8270, 8280

*Part number is used in other MF series models.  image of part shown on page 121.



Part Number	Description	MF 2000/5 Series	MF 3000 Series	MF 3100 Series	MF 3600 Series	MF 4200 Series	MF 4300 Series	MF 5400 (Tier 2) Series	MF 6100 Series	MF 6200 Series	MF 6400 (Tier 2) Series	MF 8100 Series	MF 8200 Series
Crankshafts													
735112M1*	Thrust Washer - Top					MF 4215, 4220	MF 4315, 4320						
735113M1*	Thrust Washer - Bottom					MF 4215, 4220	MF 4315, 4320						
735169M91*	Bearing Kit		MF 3050, 3060, 3065, 3070, 3075			MF 4225, 4235, 4240, 4245, 4255, 4260, 4265	MF 4325, 4335, 4345, 4355, 4360, 4365		MF 6110, 6120, 6130, 6140, 6150	MF 6235, 6245, 6255, 6265			
735170M91*	Bearing Kit		MF 3050, 3060, 3065, 3070, 3075			MF 4225, 4235, 4240, 4245, 4255, 4260, 4265	MF 4325, 4335, 4345, 4355, 4360, 4365		MF 6110, 6120, 6130, 6140, 6150	MF 6235, 6245, 6255, 6265			
746156M91*	Bearing Kit												
735171M91*	Crankshaft Main Bearing Kit		MF 3050, 3060, 3065, 3070, 3075			MF 4225, 4235, 4240, 4245, 4255, 4265	MF 4325, 4335, 4345, 4355, 4365		MF 6110, 6120, 6130, 6140, 6150	MF 6235, 6245, 6255, 6265			
735742M1*	Thrust Washer - Top	MF 2000/5 Series	MF 3000 Series	MF 3100 Series	MF 3610, 3630, 3650	MF 4225, 4235, 4240, 4245, 4255, 4260, 4265, 4270	MF 4325, 4335, 4345, 4355, 4360, 4365, 4370	MF 5425, 5435, 5445, 5455, 5460, 5465	MF 6100 Series	MF 6200 Series	MF 6445, 6455, 6460, 6470	MF 8110, 8120, 8130	MF 8210, 8220
735743M1*	Thrust Washer - Bottom	MF 2000/5 Series	MF 3000 Series	MF 3100 Series	MF 3610, 3630, 3650	MF 4225, 4235, 4240, 4245, 4255, 4260, 4265, 4270	MF 4325, 4335, 4345, 4355, 4360, 4365, 4370	MF 5425, 5435, 5445, 5455, 5460, 5465	MF 6100 Series	MF 6200 Series	MF 6445, 6455, 6460, 6470	MF 8110, 8120, 8130	MF 8210, 8220
735800M1*	Thrust Washer - Top					MF 4215, 4220	MF 4315, 4320						
744921Z91*	Crankshaft Main Bearing Kit	MF 2000/5 Series	MF 3080, 3090,		MF 3610, 3630, 3650								
744922Z91*	Crankshaft Main Bearing Kit	MF 2000/5 Series	MF 3080, 3090,		MF 3610, 3630, 3650								
744923Z91*	Crankshaft Main Bearing Kit	MF 2000/5 Series	MF 3080, 3090,		MF 3610, 3630, 3650								


*Part number is used in other MF series models.



73



74



75



76



77



78



79



80



81



82



83



84



85



86



88



87



89



90



91



92



93



94



95



96




Part Number	Description	MF 2000/5 Series	MF 3000 Series	MF 3100 Series	MF 3600 Series	MF 4200 Series	MF 4300 Series	MF 5400 (Tier 2) Series	MF 6100 Series	MF 6200 Series	MF 6400 (Tier 2) Series	MF 8100 Series	MF 8200 Series
747128M1*	Thrust Washer - Top	MF 2000/5 Series	MF 3000 Series	MF 3100 Series	MF 3600 Series	MF 4225, 4235, 4240, 4245, 4255, 4260, 4265, 4270	MF 4325, 4335, 4345, 4355, 4360, 4365, 4370	MF 5425, 5435, 5445, 5455, 5460, 5465	MF 6100 Series	MF 6200 Series	MF 6445, 6455, 6460, 6465, 6470, 6475, 6480	MF 8110, 8120, 8130	MF 8210, 8220
747129M1* ⁽⁷⁹⁾	Thrust Washer - Bottom	MF 2000/5 Series	MF 3000 Series		MF 3600 Series	MF 4225, 4235, 4240, 4245, 4255, 4260, 4265, 4270	MF 4325, 4335, 4345, 4355, 4360, 4365, 4370	MF 5425, 5435, 5445, 5455, 5460, 5465	MF 6100 Series	MF 6200 Series	MF 6445, 6455, 6460, 6465, 6470, 6475, 6480	MF 8110, 8120, 8130	MF 8210, 8220
3637022M91*	Crankshaft Main Bearing Kit		MF 3085, 3095	MF 3100 Series	MF 3635, 3645, 3655	MF 4260, 4270	MF 4360, 4370	MF 6160, 6170, 6180, 6190	MF 6270, 6280, 6290	MF 8110, 8120			MF 8210, 8220
4222721M91	Crankshaft Kit					MF 4215, 4220	MF 4315, 4320						
4224659M91*	Crankshaft Kit	MF 2620, 2640, 2680	MF 3080, 3085, 3095	MF 3100 Series	MF 3635, 3645, 3655	MF 4260, 4270	MF 4360, 4370	MF 6160, 6170, 6180, 6190	MF 6270, 6280, 6290	MF 8110, 8120			MF 8210, 8220
4225497M91	Crankshaft Kit							MF 5465			MF 6465, 6475, 6480		
4226952M91*	Crankshaft Main Bearing Kit		MF 3085, 3095	MF 3100 Series	MF 3635, 3645, 3655	MF 4260, 4270	MF 4360, 4370	MF 5465	MF 6160, 6170, 6180, 6190	MF 6260, 6270, 6280, 6290	MF 6465, 6475, 6480	MF 8110, 8120, 8130	MF 8210, 8220
4227020M91	Crankshaft Kit							MF 5425, 5435, 5445, 5455, 5460			MF 6445, 6455, 6460, 6470		
4227066M91*	Crankshaft Kit		MF 3050, 3060, 3065, 3070, 3075			MF 4225, 4235, 4240, 4245, 4255, 4265	MF 4325, 4335, 4345, 4355, 4365		MF 6110, 6120, 6130, 6140, 6150	MF 6235, 6245, 6255, 6265			
4227070M91*	Crankshaft Main Bearing Kit		MF 3050, 3060, 3065, 3070, 3075			MF 4225, 4235, 4240, 4245, 4255, 4265	MF 4325, 4335, 4345, 4355, 4365		MF 6110, 6120, 6130, 6140, 6150	MF 6235, 6245, 6255, 6265			
4227147M91*	Crankshaft Main Bearing Kit				MF 3635, 3645, 3655	MF 4260, 4270	MF 4360, 4370	MF 5465	MF 6160, 6170, 6180, 6190	MF 6260, 6270, 6280, 6290	MF 6465, 6475, 6480	MF 8110, 8120, 8130	MF 8210, 8220
V836119459	Thrust Washers				MF 3670, 3680, 3690			MF 5470			MF 6485, 6490, 6495, 6497, 6499	MF 8140, 8150, 8160	MF 8240, 8250, 8260
V836120332	Thrust Washers				MF 3670, 3680, 3690			MF 5470			MF 6485, 6490, 6495, 6497, 6499	MF 8140, 8150, 8160	MF 8240, 8250, 8260

*Part number is used in other MF series models. ○ image of part shown on page 121.

Part Number	Description	MF 2000/5 Series	MF 3000 Series	MF 3100 Series	MF 3600 Series	MF 4200 Series	MF 4300 Series	MF 5400 Series (Tier 2)	MF 6100 Series	MF 6200 Series	MF 6400 (Tier 2) Series	MF 8100 Series	MF 8200 Series
V836120333	Thrust Washers				MF 3670, 3680, 3690			MF 5470			MF 6485, 6490, 6495, 6497, 6499	MF 8140, 8150, 8160	MF 8240, 8250, 8260
V836655514	Crankshaft: Main Bearing Kit				MF 3670, 3690			MF 5470			MF 6485, 6490, 6495, 6497, 6499	MF 8140, 8150, 8160	MF 8240, 8250, 8260
V836655536 ⁽⁸⁰⁾	Crankshaft: Main Bearing Kit				MF 3670, 3680, 3690			MF 5470			MF 6485, 6490, 6495, 6497, 6499	MF 8140, 8150, 8160	MF 8240, 8250, 8260
V836655537	Crankshaft: Main Bearing Kit				MF 3670, 3680, 3690			MF 5470			MF 6485, 6490, 6495, 6497, 6499	MF 8140, 8150, 8160	MF 8240, 8250, 8260
V836655538	Crankshaft: Main Bearing Kit				MF 3670, 3680, 3690			MF 5470			MF 6485, 6490, 6495, 6497, 6499	MF 8140, 8150, 8160	MF 8240, 8250, 8260
V836655539	Crankshaft: Main Bearing Kit				MF 3670, 3680, 3690			MF 5470			MF 6485, 6490, 6495, 6497, 6499	MF 8140, 8150, 8160	MF 8240, 8250, 8260
V836840944	Crankshaft: Main Bearing Kit											MF 8170, 8180	MF 8270, 8280
V836840945	Thrust Washers											MF 8170, 8180	MF 8270, 8280
V836840978 ⁽⁸¹⁾	Crankshaft: Main Bearing Kit											MF 8170, 8180	MF 8270, 8280
V836840979	Crankshaft: Main Bearing Kit											MF 8170, 8180	MF 8270, 8280
V836840981	Crankshaft: Main Bearing Kit											MF 8170, 8180	MF 8270, 8280
V836840982	Thrust Washers											MF 8170, 8180	MF 8270, 8280
V836840983	Thrust Washers											MF 8170, 8180	MF 8270, 8280
V836852281	Crankshaft				MF 3690							MF 8160	MF 8250, 8260
V836866474	Crankshaft Kit										MF 6485, 6490, 6495, 6497, 6499		
V836879515	Crankshaft											MF 8170, 8180	MF 8270, 8280
V837070040	Crankshaft Kit				MF 3670						MF 6495	MF 8140, 8150	MF 8240
Cylinder Blocks													
735944M1* ⁽⁸²⁾	Core Plug	MF 2000/5 Series	MF 3050, 3060, 3065, 3070, 3080, 3090		MF 3610, 3630, 3650								

*Part number is used in other MF series models. ○ image of part shown on page 121.



Part Number	Description	MF 2000/5 Series	MF 3000 Series	MF 3100 Series	MF 3600 Series	MF 4200 Series	MF 4300 Series	MF 5400 Series (Tier 2)	MF 6100 Series	MF 6200 Series	MF 6400 Series (Tier 2)	MF 8100 Series	MF 8200 Series
Cylinder Heads													
734912M91*	Cover		MF 3050, 3060, 3065, 3070										
736453M1*	Cotter	MF 2000/5 Series	MF 3000 Series	MF 3100 Series	MF 3610, 3630, 3635, 3645, 3650, 3655	MF 4225, 4235, 4240, 4245, 4255, 4260, 4265, 4270			MF 6100 Series			MF 8110, 8120, 8130	
364087M91*	Cylinder Head Assembly		MF 3050, 3060										
4222004M1*	Gasket - Cylinder Head Rear Cover Plate	MF 2000/5 Series	MF 3080, 3090		MF 3610, 3630, 3650	MF 4215, 4220	MF 4315, 4320						
4223073M1*	Valve Guide	MF 2000/5 Series	MF 3000 Series	MF 3100 Series	MF 3610, 3630, 3635, 3645, 3650, 3655	MF 4225, 4235, 4240, 4245, 4255, 4260, 4265, 4270			MF 6100 Series			MF 8110, 8120, 8130	
4223074M1* 	Valve Guide - Exhaust	MF 2000/5 Series	MF 3000 Series	MF 3100 Series	MF 3610, 3630, 3635, 3645, 3650, 3655	MF 4225, 4235, 4240, 4245, 4255, 4260, 4270			MF 6100 Series			MF 8110, 8120, 8130	
Engine Overhaul Kits													
3638582Z91*	Engine Overhaul Kit		MF 3050 < U106653N										
3638585Z91*	Engine Overhaul Kit		MF 3055, 3060										
3639487Z1*	Engine Overhaul Kit		MF 3050 U106654N >										
3639490Z1*	Engine Overhaul Kit		MF 3065, 3070 U106654N >										
3639491Z1*	Engine Overhaul Kit	MF 2620, 2625, 2640, 2645	MF 3080, 3090		MF 3610								
3639492Z1*	Engine Overhaul Kit	MF 2680, 2685, 2720, 2725			MF 3630, 3650								

*Part number is used in other MF series models.  image of part shown on page 121.


Part Number	Description	MF 2000/5 Series	MF 3000 Series	MF 3100 Series	MF 3600 Series	MF 4200 Series	MF 4300 Series	MF 5400 (Tier 2) Series	MF 6100 Series	MF 6200 Series	MF 6400 (Tier 2) Series	MF 8100 Series	MF 8200 Series
Fan Belts													
168898M1* ⁽⁸⁴⁾	Fan Belt High Visibility					MF 4225, 4235, 4240, 4245, 4255, 4265	MF 4315, 4320						
180909M2*	Fan Belt	MF 2620, 2625											
3381364M91 ⁽⁸⁵⁾	Fan Belt	MF 2640 S 271213 > 2645	MF 3080, 3090		MF 3610								MF 8240, 8250, 8260
3386214M1	Belt - Air Con Compressor Drive	MF 2620 < S 271212, 2640, 2645, 2680, 2685, 2720, 2725	MF 3000 Series	MF 3100 Series	MF 3600 Series				MF 6190	MF 6260, 6270, 6280, 6290		MF 8110, 8120, 8130	MF 8210, 8220, 8260, 8270
3581611M1*	Fan Belt French Production Tractors - L = 1378mm		MF 3050										
3582953M91	Fan Belt			MF 3125	MF 3635, 3645				MF 6190			MF 8110	
3616512M91 ⁽⁸⁶⁾	Fan Belt				MF 3645, 3655							MF 8120, 8130	
3617180M91	Belt Kit - Fan L=1470mm	MF 2640, 2680 S 271213 > 2685, 2720, 2725	MF 3085, 3095	MF 3115	MF 3630, 3650				MF 6160, 6170, 6180				MF 8210, 8220, 8240, 8250, 8260
3619084M91	Fan Belt			MF 3120				MF 5460	MF 6180				
3779379M91	Fan Belt L=1425mm							MF 5465			MF 6465, 6475, 6480		
3780606M91	Fan Belt L=1405mm					MF 4260, 4270	MF 4360, 4370			MF 6200 Series	MF 6465, 6475, 6480		
3780608M91	Fan Belt L=1455mm									MF 6235, 6245, 6255	MF 6465, 6475, 6480		
3780604M91	Fan Belt High Visibility, L=1295mm							MF 5425, 5435, 5445, 5455			MF 6445, 6455		
3808705M1 ⁽⁸⁷⁾	Fan Belt with Air Conditioning					MF 4225, 4235, 4240, 4245, 4255, 4265							
4273187M1	Fan Belt L=1730mm, 120 Amp Alternator										MF 6485, 6490, 6495		
4273188M1	Fan Belt L=1745mm, 150 Amp Alternator										MF 6485, 6490, 6495, 6497, 6499		

*Part number is used in other MF series models. ○ image of part shown on page 121.



Part Number	Description	MF 2000/5 Series	MF 3000 Series	MF 3100 Series	MF 3600 Series	MF 4200 Series	MF 4300 Series	MF 5400 (Tier 2) Series	MF 6100 Series	MF 6200 Series	MF 6400 (Tier 2) Series	MF 8100 Series	MF 8200 Series
4274692M91	Fan Belt L=1420mm							MF 5425, 5435, 5445, 5455, 5460			MF 6445, 6455, 6460, 6470		
X696615601000 ⁽⁸⁸⁾	Fan Belt Kit without Air Conditioning, High Visibility					MF 4225, 4235, 4240, 4245, 4255, 4265							
X696616800000	Fan Belt		MF 3050, 3060, 3065, 3070										
Feed Pumps													
V835340017 ⁽⁸⁹⁾	Body and Plunger Assembly				MF 3670, 3680, 3690							MF 8150, 8160	
V836340066	Feed Pump Assembly											MF 8170, 8180	MF 8240, 8250, 8260, 8270, 8280
Fuel Injection Pumps													
V836740989 ⁽⁹⁰⁾	Solenoid											MF 8140	MF 8240
Fuel Lift Pumps													
4222090M91 *	Fuel Lift Pump Assembly					MF 4215, 4220	MF 4315, 4320						
4222105M91 *	Fuel Lift Pump Assembly	MF 2000/5 Series	MF 3080, 3085, 3090, 3095	MF 3100 Series	MF 3610, 3630, 3635, 3645, 3650, 3655	MF 4260, 4270	MF 4360, 4370		MF 6160, 6170, 6180, 6190	MF 6260, 6270, 6280, 6290		MF 8110, 8120, 8130	MF 8210, 8220
4222107M91 * ⁽⁹¹⁾	Fuel Lift Pump Assembly												
4222108M91 *	Fuel Lift Pump Assembly		MF 3050, 3060, 3065, 3070										
4222112M91 *	Fuel Lift Pump Repair Kit					MF 4215, 4220	MF 4315, 4320						
4222125M91 *	Fuel Lift Pump Kit		MF 3050, 3060, 3065, 3070, 3075										

*Part number is used in other MF series models. image of part shown on page 121.



Part Number	Description	MF 2000/5 Series	MF 3000 Series	MF 3100 Series	MF 3600 Series	MF 4200 Series	MF 4300 Series	MF 5400 (Tier 2) Series	MF 6100 Series	MF 6200 Series	MF 6400 (Tier 2) Series	MF 8100 Series	MF 8200 Series
4222175M91*	Fuel Lift Pump Repair Kit	MF 2000/5 Series	MF 3070, 3080, 3085, 3090, 3095	MF 3100 Series					MF 6160, 6170, 6180, 6190			MF 8110, 8120, 8130	
4222219M91*	Repair Kit - Fuel Lift Pump					MF 4260, 4270	MF 4360, 4370		MF 6160, 6170, 6180, 6190	MF 6260, 6270, 6280, 6290		MF 8110, 8120, 8130	MF 8210, 8220
4222326M91*	Fuel Lift Pump Repair Kit					MF 4225, 4235, 4240, 4245, 4255, 4265			MF 6110, 6120, 6130, 6140, 6150	MF 6235, 6245, 6255, 6265			
4224451M91*	Fuel Lift Pump		MF 3075			MF 4225, 4235, 4240, 4245, 4255, 4265	MF 4325, 4335, 4345, 4355, 4365		MF 6110, 6120, 6130, 6140, 6150	MF 6235, 6245, 6255, 6265			
4222452M91*	Fuel Lift Pump Assembly												
4224796M1	Fuel Injection Pump							MF 5465			MF 6465, 6475, 6480		
4225162M1	Fuel Pump							MF 5465			MF 6465, 6475, 6480		
4225385M91*	Fuel Injection Pump							MF 5445, 5455			MF 6445, 6455		
4225826M91	Fuel Injection Pump							MF 5445, 5455					
V836662052	Fuel Lift Pump Assembly											MF 8140	
V836667405 	Fuel Lift Pump Assembly							MF 5470			MF 6485, 6490, 6495	MF 8140	MF 8240
V836879200	Fuel Pump										MF 6485, 6490, 6495, 6497, 6499		
Gaskets													
744162M1*	Gasket - Inlet Manifold	MF 2620, 2640, 2680	MF 3085, 3095	MF 3100 Series	MF 3635, 3645, 3655	MF 4260, 4270			MF 6160, 6170, 6180, 6190			MF 8110, 8120, 8130	
4222500M1*	Head Gasket		MF 3050, 3060										
4224369Z1*	Joint Kit/ Gasket		MF 3050, 3060, 3065, 3070			MF 4225, 4235, 4240							
3638305Z1*	Gasket - Cylinder Head	MF 2000/5 Series	MF 3080, 3090		MF 3610, 3630, 3650								
3638431M1*	Gasket - Sump					MF 4260, 4270	MF 4360, 4370	MF 5465		MF 6260	MF 6465, 6475, 6480		MF 8210, 8220
3638562M1	Gasket - Sump		MF 3085, 3095	MF 3100 Series	MF 3635, 3640, 3645, 3655				MF 6160, 6170, 6180, 6190	MF 6260, 6270, 6280, 6290		MF 8110, 8120, 8130	MF 8210, 8220
3641256M1*	Gasket - Timing Cover Plate		MF 3050, 3060, 3065, 3070, 3075						MF 6110, 6120, 6130, 6140, 6150				

*Part number is used in other MF series models.  image of part shown on page 121.



Part Number	Description	MF 2000/5 Series	MF 3000 Series	MF 3100 Series	MF 3600 Series	MF 4200 Series	MF 4300 Series	MF 5400 Series (Tier 2)	MF 6100 Series	MF 6200 Series	MF 6400 Series (Tier 2)	MF 8100 Series	MF 8200 Series
3641273M1*	Gasket - Sump		MF 3050, 3060, 3065, 3070, 3075			MF 4225, 4235, 4240, 4245, 4255, 4265	MF 4325, 4335, 4345, 4355, 4365		MF 6110, 6120, 6130, 6140, 6150	MF 6235, 6245, 6255, 6265			
3641821M1*	Gasket - Rocker Cover			MF 3115		MF 4260, 4270			MF 6160, 6170, 6180, 6190			MF 8110, 8120, 8130	
3641891M1*	Joint Cab/ Footstep		MF 3075			MF 4225, 4235, 4240, 4245, 4255, 4265			MF 6110, 6120, 6130, 6140, 6150				
4222095M1*	Gasket - Timing Cover Plate	MF 2000/5 Series	MF 3080, 3090		MF 3610, 3630, 3650	MF 4225, 4235, 4240, 4245, 4255							
4222124M1*	Gasket - Cylinder Head		MF 3050, 3060, 3070										
4222354M1	Gasket - Cylinder Head		MF 3085, 3095	MF 3100 Series	MF 3635, 3645, 3655	MF 4260, 4270	MF 4360, 4370		MF 6160, 6170, 6180, 6190	MF 6260, 6270, 6280, 6290		MF 8110, 8120, 8130	MF 8210, 8220
4222648M1*	Gasket Cab/Footstep					MF 4215, 4220	MF 4315, 4320						
4222759M91*	Gasket - Set (Top)					MF 4215, 4220	MF 4315, 4320						
4223085M1*	Gasket - Exhaust Manifold		MF 3065										
4223127Z1*	Gasket - Timing Case	MF 2000/5 Series	MF 3080, 3090		MF 3610, 3630, 3650								
4223130M91	Gasket - Set (Top)					MF 4245, 4255							
4223925Z1*	Rocker Cover Gasket	MF 2000/5 Series	MF 3080, 3090		MF 3610, 3630, 3650								
4223924M1*	Rocker Cover Gasket		MF 3050, 3060, 3065, 3070										
4223927M1	Gasket - Rocker Cover Only for 3637069M91		MF 3085, 3095	MF 3100 Series	MF 3635, 3640, 3645, 3655				MF 6160, 6170, 6180, 6190			MF 8110, 8120, 8130	
4224027M91*	Gasket - Set (Top)					MF 4215, 4220	MF 4315, 4320						

*Part number is used in other MF series models. ○ image of part shown on page 121.

Part Number	Description	MF 2000/5 Series	MF 3000 Series	MF 3100 Series	MF 3600 Series	MF 4200 Series	MF 4300 Series	MF 5400 Series (Tier 2)	MF 6100 Series	MF 6200 Series	MF 6400 Series (Tier 2)	MF 8100 Series	MF 8200 Series
4224049Z91	Gasket - Set (Bottom)	MF 2620, 2640, 2680											
4224053M91*	Gasket - Set (Top)	MF 2000/5 Series	MF 3080, 3090		MF 3610, 3630, 3650								
4224116M1*	Gasket - Sump	MF 2000/5 Series	MF 3080, 3090		MF 3610, 3630, 3650								
4224120Z91*	Gasket Set - Bottom	MF 2000/5 Series	MF 3080, 3090		MF 3610, 3630, 3650								
4224186M91*	Gasket - Set (Top)		MF 3060, 3065										
4224189Z91*	Gasket - Set (Top)		MF 3050, 3060										
4224246Z91* 	Gasket - Set (Top)		MF 3050, 3065, 3070										
4224291M1*	Gasket - Relief Valve	MF 2620, 2640, 2680											
4224292Z91*	Gasket - Set (Bottom)		MF 3050, 3060, 3065, 3070			MF 4225, 4235, 4240							
4224370Z1*	Gasket - Set (Bottom)					MF 4235							
4224452M91*	Joint Cab/ Footstep					MF 4225, 4235, 4240, 4245, 4255, 4260, 4265, 4270	MF 4325, 4335, 4345, 4355, 4365			MF 6235, 6245, 6255, 6265			
4224457M91*	Gasket - Set (Bottom)					MF 4225, 4235, 4240, 4245, 4255			MF 6110, 6120, 6130, 6140, 6150				
4224458M1	Gasket - Sump					MF 4215, 4220	MF 4315, 4320						
4224501M1* 	Gasket - Cylinder Head		MF 3075			MF 4225, 4235, 4240, 4245, 4255, 4265	MF 4325, 4335, 4345, 4355, 4365		MF 6110, 6120, 6130, 6140, 6150	MF 6235, 6245, 6255, 6265			
4224613M91*	Gasket Set - Bottom		MF 3085, 3095	MF 3100 Series	MF 3635, 3645, 3655				MF 6160, 6170, 6180, 6190			MF 8110, 8120, 8130	
4224621M91*	Gasket - Set (Top)					MF 4225, 4235, 4240			MF 6110				
4224623Z91	Gasket - Set (Top)		MF 3075						MF 6120, 6130, 6140, 6150				
4224634M1	Gasket - Timing Cover					MF 4225, 4235, 4240, 4245, 4255, 4265	MF 4325, 4335, 4345, 4355, 4365	MF 5465			MF 6465, 6475, 6480		MF 8210, 8220
4224635M91*	Gasket - Set (Top)					MF 4225, 4235, 4240, 4245, 4255	MF 4325, 4345, 4355,			MF 6235, 6245, 6255, 6265			

*Part number is used in other MF series models.  image of part shown on page 121.

10+




ENGINE

MF 2000 - MF 8200 Series



Part Number	Description	MF 2000/5 Series	MF 3000 Series	MF 3100 Series	MF 3600 Series	MF 4200 Series	MF 4300 Series	MF 5400 (Tier 2) Series	MF 6100 Series	MF 6200 Series	MF 6400 (Tier 2) Series	MF 8100 Series	MF 8200 Series
4224665M91*	Engine Gasket Set - Top		MF 3085, 3095	MF 3100 Series	MF 3635, 3645, 3655				MF 6160, 6170, 6180, 6190			MF 8110, 8120, 8130	
4224678M1*	Gasket - Timing Case		MF 3085, 3095	MF 3100 Series	MF 3635, 3645, 3655	MF 4225, 4235, 4240, 4245, 4255, 4260, 4265, 4270	MF 4325, 4335, 4345, 4355, 4360, 4365, 4370	MF 5465	MF 6160, 6170, 6180, 6190	MF 6200 Series	MF 6465, 6475, 6480	MF 8110, 8120, 8130	MF 8210, 8220
4224699M91	Gasket - Set (Bottom)					MF 4225, 4235, 4240, 4245, 4255	MF 4325, 4335, 4345, 4355			MF 6235, 6245, 6255, 6265			
4224702M1	Gasket - Cylinder Head Cover							MF 5465			MF 6465, 6475, 6480		
4224954M1*	Gasket - Cylinder Head Cover							MF 5425, 5435, 5445, 5455, 5460			MF 6445, 6455, 6460, 6470		
4224955M1	Gasket - Cylinder Head							MF 5465			MF 6465, 6475, 6480		
4224957M1*	Gasket - Sump							MF 5425, 5435, 5445, 5455, 5460			MF 6445, 6455, 6460, 6470		
4224958M1*	Gasket - Timing Cover							MF 5425, 5435, 5445, 5455, 5460			MF 6445, 6455, 6460, 6470		
4225055M91	Gasket Set - Bottom							MF 5465			MF 6465, 6475, 6480		
4225058M91	Gasket Set - Top							MF 5465			MF 6465, 6475, 6480		
4225221M91*	Gasket - Set (Bottom)					MF 4215, 4220	MF 4315, 4320						
4225379M1*	Gasket - Cylinder Head					MF 4215, 4220	MF 4315, 4320						
4225545M91*	Gasket Set - Top							MF 5425, 5435, 5445, 5455, 5460			MF 6445, 6455, 6460, 6470		

*Part number is used in other MF series models.

Part Number	Description	MF 2000/5 Series	MF 3000 Series	MF 3100 Series	MF 3600 Series	MF 4200 Series	MF 4300 Series	MF 5400 (Tier 2) Series	MF 6100 Series	MF 6200 Series	MF 6400 (Tier 2) Series	MF 8100 Series	MF 8200 Series
4225850M1*	Gasket - Cylinder Head							MF 5425, 5435, 5445, 5455, 5460					
4225857M91*	Gasket Set - Bottom							MF 5425, 5435, 5445, 5455, 5460			MF 6445, 6455, 6460, 6470		
4226378M1*	Gasket - Timing Case							MF 5425, 5435, 5445, 5455, 5460			MF 6445, 6455, 6460, 6470		
V615870610 	Sealing Washer				MF 3670, 3680, 3690			MF 5470			MF 6485, 6490, 6495, 6497, 6499	MF 8140, 8150, 8160, 8170	MF 8240, 8250, 8260
V835336276	Rubber Ring				MF 3670, 3680, 3690			MF 5470			MF 6485, 6490, 6495, 6497, 6499	MF 8140, 8150, 8160, 8170, 8180	MF 8240, 8250, 8260, 8270, 8280
V836012841	Seal - Rocker Cover Fixing				MF 3670, 3680, 3690						MF 6485, 6490, 6495, 6497, 6499	MF 8140, 8150, 8160, 8170, 8180	MF 8240, 8250, 8260, 8270, 8280
V836322183 	Gasket - Sump				MF 3670, 3680, 3690						MF 6485, 6490, 6495, 6497, 6499	MF 8140, 8150, 8160, 8170, 8180	MF 8240, 8250, 8260, 8270, 8280
V836640335	Gasket - Fuel Lift Pump											MF 8140	
V836646360	Gasket - Cylinder Head Cover				MF 3670, 3690						MF 6485, 6490, 6495, 6497, 6499	MF 8140, 8150, 8160, 8170, 8180	MF 8240, 8250, 8260, 8270, 8280
V836647419	Gasket - Timing Case				MF 3670, 3680, 3690			MF 5470			MF 6485, 6490, 6495, 6497, 6499	MF 8140, 8150, 8160, 8170, 8180	MF 8240, 8250, 8260, 8270, 8280
V836655490	Sealing Washer - Sump Drain Plug											MF 8150, 8160, 8170, 8180	
V836667243	Gasket - Cylinder Head Cover										MF 6485, 6490, 6495, 6497, 6499		
V836840271	Engine Gasket Set - Complete				MF 3670, 3690						MF 6485, 6490, 6495, 6497, 6499	MF 8140, 8150, 8160	MF 8240, 8250, 8260
V837070290 	Gasket - Cylinder Head				MF 3670, 3690						MF 6485, 6490, 6495, 6497, 6499	MF 8140, 8150, 8160, 8170, 8180	MF 8240, 8250, 8260, 8270, 8280
Injectors													
1447146Z1*	Injector Nozzle		MF 3060										
1447218M91*	Injector Assembly		MF 3060										

*Part number is used in other MF series models.  image of part shown on page 133.

10+

ENGINE

MF 2000 - MF 8200 Series



Part Number	Description	MF 2000/5 Series	MF 3000 Series	MF 3100 Series	MF 3600 Series	MF 4200 Series	MF 4300 Series	MF 5400 (Tier 2) Series	MF 6100 Series	MF 6200 Series	MF 6400 (Tier 2) Series	MF 8100 Series	MF 8200 Series
1447227Z1* (100)	Injector Nozzle		MF 3050										
1447228M91*	Injector Assembly		MF 3050										
1447269M91*	Injector Nozzle	MF 2620, 2625, 2640, 2645	MF 3090		MF 3610								
1447658M1*	Injector Nozzle	MF 2720, 2725			MF 3650								
1447828M91*	Injector Assembly		MF 3080			MF 4240			MF 6120				
1447829M91* (101)	Injector Nozzle		MF 3080			MF 4240			MF 6120				
3637319M1*	Injector Nozzle		MF 3065, 3070			MF 4225							
3640673M1	Injector Nozzle				MF 3655							MF 8130	
3640674M1	Injector Nozzle			MF 3120					MF 6180				
4222191M1	Injector Nozzle					MF 4270	MF 4370		MF 6170	MF 6270			
4222230M1*	Injector Nozzle					MF 4235, 4245	MF 4345		MF 6180	MF 6235, 6245, 6280, 6290			
4222292M1*	Injector Nozzle					MF 4225, 4260	MF 4325, 4360			MF 6260			
4222733M1*	Injector Nozzle					MF 4220	MF 4320						
4222901M1 (102)	Injector Holder					MF 4255	MF 4355			MF 6255			
4224323M1*	Injector Nozzle					MF 4215	MF 4315						
4224705M1	Injector Assembly							MF 5465			MF 6465, 6475, 6480		
4224797M1*	Injector Assembly							MF 5425, 5435, 5445, 5455			MF 6445, 6455		

*Part number is used in other MF series models. ○ image of part shown on page 133.



97



98



99



100



101



102



103



104



105



106



107



108



109



110



111



112



113



114



115



116



117



118



119



120



Part Number	Description	MF 2000/5 Series	MF 3000 Series	MF 3100 Series	MF 3600 Series	MF 4200 Series	MF 4300 Series	MF 5400 (Tier 2) Series	MF 6100 Series	MF 6200 Series	MF 6400 (Tier 2) Series	MF 8100 Series	MF 8200 Series
4224799M1*	Injector Nozzle							MF 5425, 5435, 5445, 5455			MF 6445, 6455		
V836339985	Injector Nozzle											MF 8160	
V836340034	Injector Assembly											MF 8160	
V836639956	Injector Assembly				MF 3670, 3690							MF 8140, 8150, 8160	
V836639957 ⁽¹⁰³⁾	Injector Nozzle				MF 3670, 3690							MF 8140, 8150, 8160	MF 8240
V836652170	Washer				MF 3670, 3690			MF 5470			MF 6485, 6490, 6495, 6497, 6499	MF 8140, 8150, 8160, 8170, 8180	MF 8240, 8250, 8260, 8270, 8280
V836764613	Injector Assembly							MF 5470			MF 6485, 6490, 6495, 6497, 6499		
V899901495 ⁽¹⁰⁴⁾	Washer				MF 3670, 3680, 3690			MF 5470			MF 6485, 6490, 6495, 6497, 6499	MF 8140, 8150, 8160, 8170, 8180	MF 8240, 8250, 8260, 8270, 8280

Liners

744131M1*	Liner	MF 2000/5 Series	MF 3050, 3080, 3090		MF 3610, 3630, 3650								
744948Z1*	Liner - Pre-finished Slip Fit	MF 2000/5 Series	MF 3050, 3080, 3090		MF 3610, 3630, 3650								
745991Z1*	Liner - Pre-finished Slip Fit												
748215M1*	Cylinder Liner		MF 3075, 3085, 3095	MF 3100 Series	MF 3635, 3645, 3655	MF 4245, 4255, 4260, 4270			MF 6130, 6140, 6150, 6160, 6170, 6180, 6190			MF 8110, 8120, 8130	
748216M1*	Liner - Pre-finished Slip Fit		MF 3075, 3085, 3095	MF 3100 Series	MF 3635, 3645, 3655	MF 4245, 4255, 4260, 4270			MF 6130, 6140, 6150, 6160, 6170, 6180, 6190			MF 8110, 8120, 8130	

*Part number is used in other MF series models. ○ image of part shown on page 133.

Part Number	Description	MF 2000/5 Series	MF 3000 Series	MF 3100 Series	MF 3600 Series	MF 4200 Series	MF 4300 Series	MF 5400 (Tier 2) Series	MF 6100 Series	MF 6200 Series	MF 6400 (Tier 2) Series	MF 8100 Series	MF 8200 Series
3637331Z1*	Liner		MF 3050, 3065, 3070										
3637333M1*	Liner		MF 3050, 3060			MF 4225, 4235, 4240			MF 6110, 6120				
3637332Z1*	Liner - Pre-finished Slip Fit		MF 3050, 3065, 3070										
3637334M1*	Liner - Pre-finished Slip Fit		MF 3050			MF 4225, 4235, 4240			MF 6120				
4222128M1*	Liner - Pre-finished Slip Fit						MF 4325, 4345, 4355, 4360, 4365, 4370	MF 5465		MF 6200 Series	MF 6465, 6475, 6480		MF 8210, 8220
4222129M1*	Cylinder Liner					MF 4225, 4235, 4240, 4245, 4255, 4260, 4265, 4270	MF 4325, 4335, 4345, 4355, 4360, 4365, 4370	MF 5465	MF 6170, 6180	MF 6200 Series	MF 6465, 6475, 6480	MF 8120	MF 8210, 8220
4222570M1*	Cylinder Liner					MF 4215, 4220	MF 4315, 4320						
V836647933	Cylinder Liner				MF 3670, 3690			MF 5470			MF 6485, 6490, 6495, 6497, 6499	MF 8140, 8150, 8160	MF 8240, 8250, 8260
V836647934 (105)	Cylinder Liner				MF 3670, 3690			MF 5470			MF 6485, 6490, 6495, 6497, 6499	MF 8140, 8150, 8160	MF 8240, 8250, 8260
V836647935	Cylinder Liner				MF 3670, 3690			MF 5470			MF 6485, 6490, 6495, 6497, 6499	MF 8140, 8150, 8160	MF 8240, 8250, 8260
V836673191	Liner							MF 5470			MF 6485, 6490, 6495, 6497, 6499		MF 8260
V836867048	Cylinder Liner											MF 8170, 8180	MF 8270, 8280
Manifolds													
893501M91*	Thermostart		MF 3075		MF 3670, 3680, 3690				MF 6130, 6140, 6150			MF 8140, 8150, 8160, 8170, 8180	MF 8240, 8250, 8260, 8270, 8280
3583543M2* (106)	Thermostart	MF 2620, 2625, 2640, 2645, 2680, 2685	MF 3050, 3060, 3065, 3070, 3080, 3085, 3090, 3095	MF 3100 Series	MF 3610, 3630, 3635, 3645, 3650, 3655	MF 4200 Series	MF 4300 Series		MF 6110, 6120, 6160, 6170, 6180, 6190	MF 6200 Series		MF 8110, 8120, 8130	MF 8210, 8220
4223450M1*	Thermostart					MF 4225, 4235, 4240	MF 4325, 4335	MF 5465			MF 6465, 6475, 6480		

*Part number is used in other MF series models. ○ image of part shown on page 133.



Part Number	Description	MF 2000/5 Series	MF 3000 Series	MF 3100 Series	MF 3600 Series	MF 4200 Series	MF 4300 Series	MF 5400 (Tier 2) Series	MF 6100 Series	MF 6200 Series	MF 6400 (Tier 2) Series	MF 8100 Series	MF 8200 Series
V836864398	Thermostart										MF 6485, 6490, 6495, 6497, 6499		MF 8240, 8250, 8260, 8270, 8280
Oil Coolers													
V836747124 ⁽¹⁰⁷⁾	Hose				MF 3670, 3690							MF 8140, 8150, 8160	MF 8240
Oil Filler Caps													
734962M91*	Oil Filler Cap		MF 3050, 3060, 3065, 3070, 3075						MF 6130, 6140, 6150				
3641889M1*	Oil Filler Cap		MF 3085, 3095	MF 3120, 3125	MF 3635, 3645, 3655	MF 4200 Series	MF 4300 Series	MF 5425, 5435, 5445, 5455, 5460, 5465	MF 6160, 6170, 6180	MF 6200 Series	MF 6445, 6455, 6460, 6465, 6470, 6475, 6480	8110, 8120, 8130	MF 8210, 8220
V836659697	Oil Filler Cap				MF 3670, 3690						MF 6485, 6490, 6495, 6497, 6499	MF 8140, 8150, 8160, 8170, 8180	MF 8240, 8250, 8260, 8270, 8280
Oil Pumps													
747292Z91*	Oil Pump	MF 2620, 2625, 2640, 2645	MF 3080, 3090		MF 3610								
747293M91 ⁽¹⁰⁸⁾	Oil Pump	MF 2680, 2685, 2720, 2725			MF 3630, 3650								
1447723M1*	Bearing		MF 3050, 3060, 3065, 3070, 3075			MF 4225, 4235, 4240, 4245, 4255, 4265	MF 4325, 4335, 4345, 4355, 4365		MF 6110, 6120, 6130, 6140, 6150	MF 6235, 6245, 6255, 6265			
3637359M91*	Oil Pump Assembly					MF 4215, 4220	MF 4315, 4320						
3637489M91*	Oil Pump		MF 3050, 3060, 3065, 3070, 3075			MF 4225, 4235, 4240, 4245, 4255, 4265	MF 4325, 4335, 4345, 4355, 4365		MF 6110, 6120, 6130, 6140, 6150	MF 6235, 6245, 6255, 6265			
3638595M91*	Oil Pump		MF 3085, 3095	MF 3115		MF 4260, 4270	MF 4360, 4370		MF 6160, 6170				

*Part number is used in other MF series models. ○ image of part shown on page 133.

Part Number	Description	MF 2000/5 Series	MF 3000 Series	MF 3100 Series	MF 3600 Series	MF 4200 Series	MF 4300 Series	MF 5400 Series (Tier 2)	MF 6100 Series	MF 6200 Series	MF 6400 Series (Tier 2)	MF 8100 Series	MF 8200 Series
3641171M91 (109)	Oil Pump			MF 3120, 3125	MF 3635, 3645, 3655	MF 4260, 4270	MF 4360, 4370		MF 6170, 6180, 6190	MF 6260, 6270, 6280, 6290		8110, 8120, 8130	MF 8210, 8220
3641846M91*	Oil Pipe		MF 3050, 3060, 3065, 3070, 3075						MF 6110, 6120, 6130, 6140, 6150	MF 6200 Series			
V836338187	Oil Pump Assembly				MF 3680, 3690							MF 8160	MF 8250, 8260
V836852607	Oil Pump Assembly				MF 3670							MF 8140, 8150	MF 8240
V836855300 (110)	Oil Pump Assembly										MF 6485, 6490, 6495, 6497, 6499	MF 8170, 8180	MF 8240, 8250, 8260, 8270, 8280
Oil Seals													
1447691M1*	Oil Seal - Crankshaft - Rear Main Lip	MF 2000/5 Series	MF 3000 Series	MF 3100 Series	MF 3610, 3630, 3635, 3645, 3650, 3655	MF 4200 Series	MF 4315, 4320		MF 6100 Series	MF 6200 Series		MF 8110, 8120, 8130	MF 8210, 8220
1881644M1*	Seal - Oil Filler Cap		MF 3075, 3080, 3085, 3090, 3095						MF 6130, 6140, 6150				
3638640M1*	Seal - Rocker Cover Fixing	MF 2000/5 Series	MF 3000 Series	MF 3100 Series	MF 3610, 3630, 3635, 3645, 3650, 3655	MF 4200 Series	MF 4300 Series	MF 5425, 5435, 5445, 5455, 5460, 5465	MF 6100 Series	MF 6200 Series		MF 8110, 8120, 8130	MF 8210, 8220
4226213M1*	Oil Seal - Timing Cover	MF 2000/5 Series	MF 3000 Series	MF 3100 Series	MF 3610, 3630, 3635, 3645, 3650, 3655	MF 4225, 4235, 4240, 4245, 4255, 4265	MF 4325, 4335, 4345, 4355, 4365	MF 5425, 5435, 5445, 5455, 5460, 5465	MF 6100 Series	MF 6200 Series	MF 6445, 6455, 6465, 6475, 6480	MF 8110, 8120, 8130	MF 8210, 8220
V836673387	Oil Seal - Timing Cover				MF 3670, 3690			MF 5470			MF 6485, 6490, 6495, 6497, 6499		
V836840883 (111)	Timing Cover Oil Seal											MF 8170, 8180	MF 8270, 8280
V837079705	Oil Seal - Flywheel Housing				MF 3670, 3680, 3690			MF 5470			MF 6485, 6490, 6495, 6497, 6499		
V837079706	Oil Seal - Flywheel Housing											MF 8170, 8180	MF 8270, 8280
Oil Sumps													
748160M1*	Drain Plug - Sump	MF 2000/5 Series	MF 3000 Series	MF 3100 Series	MF 3610, 3630, 3635, 3645, 3650, 3655	MF 4200 Series	MF 4300 Series	MF 5425, 5435, 5445, 5455, 5460, 5465	MF 6100 Series	MF 6200 Series	MF 6445, 6455, 6465, 6475, 6480	MF 8110, 8120, 8130	MF 8210, 8220
3638382M1*	O Ring - Sump Drain Plug	MF 2000/5 Series	MF 3000 Series	MF 3100 Series	MF 3610, 3630, 3635, 3645, 3650, 3655	MF 4200 Series	MF 4300 Series	MF 5425, 5435, 5445, 5455, 5460, 5465	MF 6100 Series	MF 6200 Series	MF 6445, 6455, 6465, 6475, 6480	MF 8110, 8120, 8130	MF 8210, 8220
V615881827 (112)	O Ring - Sump Drain Plug							MF 5470			MF 6485, 6490, 6495, 6497, 6499	MF 8180	MF 8240, 8250, 8260, 8270, 8280

*Part number is used in other MF series models. ○ image of part shown on page 133.



Part Number	Description	MF 2000/5 Series	MF 3000 Series	MF 3100 Series	MF 3600 Series	MF 4200 Series	MF 4300 Series	MF 5400 (Tier 2) Series	MF 6100 Series	MF 6200 Series	MF 6400 (Tier 2) Series	MF 8100 Series	MF 8200 Series
V836655493	Drain Plug - Sump							MF 5470			MF 6485, 6490, 6495, 6497, 6499	MF 8180	MF 8240, 8250, 8260, 8270, 8280
Piston Rings													
745277Z91*	Piston Ring Kit	MF 2680, 2685, 2720, 2725			MF 3630, 3650								
745738Z91*	Piston Ring Kit	MF 2620 S 271213 > 2625, 2640, 2645	MF 3080, 3090		MF 3610								
745760Z91*	Piston Ring Kit	MF 2620, 2625	MF 3050						MF 6160, 6170				
747428M91*	Piston Ring Kit		MF 3050, 3060										
3637033M91*	Piston Ring Kit		MF 3085, 3095	MF 3115									
3638721Z91*	Piston Ring Kit		MF 3065, 3070										
3641316M91 (113)	Piston Ring Kit		MF 3075	MF 3120, 3125	MF 3635, 3645, 3655	MF 4245, 4255, 4265			MF 6130, 6140, 6150, 6160, 6170, 6180, 6190			MF 8110, 8120, 8130	
4222053M91*	Piston Ring Kit					MF 4225, 4235, 4240			MF 6120				
4222136M91*	Piston Ring Kit					MF 4225, 4235, 4240, 4245, 4255, 4260, 4265, 4270	MF 4325, 4345, 4345, 4355, 4360, 4365, 4370		MF 6170, 6180	MF 6200 Series		MF 8120	MF 8210, 8220
4222706Z91*	Piston Ring Kit		MF 3085, 3095	MF 3115	MF 3640	MF 4260, 4270			MF 6160, 6170				
4225017M91	Piston Ring Kit							MF 5465			MF 6465, 6475, 6480		
4225019M91*	Piston Ring Kit							MF 5425, 5435, 5445, 5455, 5460			MF 6445, 6455, 6460, 6470		

*Part number is used in other MF series models. ○ image of part shown on page 133.

Part Number	Description	MF 2000/5 Series	MF 3000 Series	MF 3100 Series	MF 3600 Series	MF 4200 Series	MF 4300 Series	MF 5400 (Tier 2) Series	MF 6100 Series	MF 6200 Series	MF 6400 (Tier 2) Series	MF 8100 Series	MF 8200 Series
4225071M91	Piston Ring Kit							MF 5465			MF 6465, 6475, 6480		
4225072M91*	Piston Ring Kit							MF 5425, 5435, 5445, 5455, 5460			MF 6445, 6455, 6460, 6470		
V836640078 (114)	Piston Ring Kit				MF 3670, 3690			MF 5470			MF 6485, 6490, 6495, 6497, 6499	MF 8140, 8150, 8160	MF 8240, 8250, 8260
V836666103	Piston Ring Kit							MF 5470			MF 6485, 6490, 6495, 6497, 6499		MF 8240
4222577Z91*	Piston Ring Kit					MF 4215, 4220	MF 4315, 4320						
4222723M91*	Piston Ring Kit					MF 4215, 4220	MF 4315, 4320						
V836840887	Piston Ring Kit											MF 8170, 8180	MF 8270, 8280

Pistons

738871Z91 (115)	Piston Kit	MF 2620, 2625											
738872M91	Piston Kit	MF 2620, 2625											
743110Z91*	Piston Kit	MF 2620, 2625	MF 3060										
745379Z91*	Piston Kit	MF 2680, 2685, 2720, 2725			MF 3630, 3650								
747050M91*	Piston Kit		MF 3050, 3060										
747541Z91	Piston Kit	MF 2640											
748266Z91*	Piston Kit	MF 2620 S 271213 > 2625, 2640, 2645	MF 3080, 3090		MF 3610								
3637360Z91*	Piston Kit		MF 3065, 3070										
3639438Z1*	Piston Kit		MF 3065										
3640593M91	Piston Kit		MF 3075	MF 3120, 3125	MF 3635, 3645, 3655	MF 4245, 4255, 4265			MF 6130, 6140, 6150, 6180, 6190			MF 8110, 8120, 8130	
3641806M91*	Piston Kit		MF 3085, 3095	MF 3115		MF 4260, 4270			MF 6160, 6170				
4222134M91* (116)	Piston Kit					MF 4225, 4235, 4240, 4245, 4255, 4260, 4265, 4270	MF 4325, 4335, 4345, 4355, 4360, 4365, 4370					MF 8120	MF 8210, 8220

*Part number is used in other MF series models. ○ image of part shown on page 133.



Part Number	Description	MF 2000/5 Series	MF 3000 Series	MF 3100 Series	MF 3600 Series	MF 4200 Series	MF 4300 Series	MF 5400 (Tier 2) Series	MF 6100 Series	MF 6200 Series	MF 6400 (Tier 2) Series	MF 8100 Series	MF 8200 Series
4222722M91*	Piston Kit					MF 4215, 4220	MF 4315, 4320						
4223808M91*	Piston Kit					MF 4215, 4220	MF 4315, 4320						
4223809M91*	Piston Kit					MF 4215, 4220	MF 4315, 4320						
4226116M91*	Piston Kit					MF 4225, 4235, 4240			MF 6120				
V836640073 (117)	Piston Kit				MF 3670, 3690			MF 5470			MF 6485, 6490, 6495	MF 8140, 8150	MF 8240
V836840596	Piston Kit				MF 3690							MF 8160	MF 8250, 8260
Push Rods													
733817M1* (118)	Push Rod	MF 2000/5 Series	MF 3000 Series	MF 3100 Series	MF 3610, 3630, 3635, 3645, 3650, 3655	MF 4225, 4235, 4240, 4245, 4255, 4260, 4265, 4270	MF 4325, 4335, 4345, 4355, 4360, 4365, 4370	MF 5425, 5435, 5445, 5455, 5460, 5465	MF 6100 Series	MF 6200 Series	MF 6445, 6455, 6460, 6465, 6470, 6475, 6480	MF 8110, 8120, 8130	MF 8210, 8220
V836110237	Push Rod				MF 3670, 3690							MF 8140, 8150, 8160	
Stop Magnets													
V614601024	O Ring				MF 3670, 3690							MF 8150, 8160	
V836647962	Rubber				MF 3670, 3690							MF 8150, 8160	
V836862487	Solenoid											MF 8160, 8170, 8180	MF 8250, 8260
V836862488	Solenoid											MF 8160, 8170, 8180	MF 8250, 8260, 8270, 8280
Throttle Cables													
3715973M1 (119)	Throttle Cable							MF 5425, 5435, 5445, 5455, 5460	MF 6170, 6180	MF 6260, 6270, 6280, 6290	MF 6460, 6470	MF 8120	MF 8200 Series

*Part number is used in other MF series models. ○ image of part shown on page 133.

Part Number	Description	MF 2000/5 Series	MF 3000 Series	MF 3100 Series	MF 3600 Series	MF 4200 Series	MF 4300 Series	MF 5400 Series (Tier 2)	MF 6100 Series	MF 6200 Series	MF 6400 Series (Tier 2)	MF 8100 Series	MF 8200 Series
3778639M1	Throttle Cable								MF 6160, 6170, 6180, 6190	MF 6200 Series		MF 8150, 8160, 8170, 8180	MF 8200 Series
3805472M91	Foot Throttle Cab L=1245mm					MF 4215, 4220, 4225, 4235, 4240, 4245, 4255, 4265	MF 4315, 4320, 4325, 4335, 4345, 4355						
3821313M91	Hand Throttle Cab L=936mm					MF 4200 Series	MF 4300 Series						

Timing Covers

535126M93 	Angle Drive	MF 2000/5 Series											
---	-------------	------------------	--	--	--	--	--	--	--	--	--	--	--

Timing Gears

731033M1*	Bush		MF 3050, 3060, 3065, 3070, 3075, 3085, 3095	MF 3100 Series	MF 3635, 3645, 3655	MF 4225, 4235, 4240, 4245, 4255, 4260, 4265, 4270	MF 4325, 4335, 4345, 4355, 4360, 4365, 4370	MF 5425, 5435, 5445, 5455, 5460, 5465	MF 6100 Series	MF 6200 Series	MF 6445, 6455, 6460, 6465, 6470, 6475, 6480	MF 8110, 8120, 8130	MF 8210, 8220
1447752M1*	Bush - Idler Gear		MF 3085, 3095	MF 3100 Series	MF 3635, 3645, 3655	MF 4260, 4270	MF 4360, 4370	MF 5465	MF 6160, 6170, 6180, 6190	MF 6260, 6270, 6280, 6290	MF 6465, 6475, 6480	MF 8110, 8120, 8130	MF 8210, 8220
4226761M1*	Hub		MF 3050, 3060, 3065, 3070, 3075, 3085, 3095	MF 3100 Series	MF 3635, 3645, 3655	MF 4225, 4235, 4240, 4245, 4255, 4260, 4265, 4270	MF 4325, 4335, 4345, 4355, 4360, 4365, 4370	MF 5425, 5435, 5445, 5455, 5460, 5465	MF 6100 Series	MF 6200 Series	MF 6445, 6455, 6460, 6465, 6470, 6475, 6480	MF 8110, 8120, 8130	MF 8210, 8220

Turbochargers

1896444M91	Turbocharger Assembly	MF 2680, 2685, 2720, 2725		MF 3120	MF 3635, 3645, 3650				MF 6180, 6190			MF 8110	
4224814R91	Turbocharger Assembly							MF 5425, 5435, 5445, 5455					
4224815M91	Turbocharger Assembly							MF 5465			MF 6465, 6475, 6480		
V836128181	Hose				MF 3670, 3690							MF 8140, 8150, 8160, 8170, 8180	MF 8260, 8270, 8280
V836647576	Hose				MF 3670, 3690						MF 6485, 6490, 6495, 6497, 6499	MF 8140, 8150, 8160	MF 8240, 8250, 8260

Valves

735521M1*	Valve - Spring - Outer	MF 2000/5 Series	MF 3050, 3060, 3065, 3070, 3080, 3090		MF 3610, 3630, 3650								
735525M1*	Valve - Spring - Inner	MF 2000/5 Series	MF 3050, 3060, 3065, 3070, 3080, 3090										


*Part number is used in other MF series models.  image of part shown on page 133.



Part Number	Description	MF 2000/5 Series	MF 3000 Series	MF 3100 Series	MF 3600 Series	MF 4200 Series	MF 4300 Series	MF 5400 Series (Tier 2)	MF 6100 Series	MF 6200 Series	MF 6400 Series (Tier 2)	MF 8100 Series	MF 8200 Series
735820M1*	Valve - Inlet	MF 2000/5 Series	MF 3050, 3060, 3080, 3090		MF 3610, 3630, 3650								
740465M1*	Valve Spring - Inner		MF 3075	MF 3120, 3125	MF 3635, 3645, 3655	MF 4225, 4235, 4240, 4245, 4255, 4260, 4265, 4270			MF 6130, 6140, 6150, 6180, 6190			MF 8110, 8120, 8130	
740467M1*	Valve Spring - Outer		MF 3075	MF 3120, 3125	MF 3635, 3645, 3655	MF 4225, 4235, 4240, 4245, 4255, 4260, 4265, 4270			MF 6130, 6140, 6150, 6180, 6190			MF 8110, 8120, 8130	
740468M1*	Valve Spring Cap		MF 3075	MF 3120	MF 3635, 3645, 3655	MF 4225, 4235, 4240, 4245, 4255, 4260, 4265, 4270			MF 6130, 6140, 6150, 6180, 6190			MF 8110, 8120, 8130	
746698M1*	Valve - Cap	MF 2000/5 Series	MF 3050, 3060, 3065, 3070, 3080, 3090		MF 3610, 3630, 3650								
746823M1*	Valve - Inlet		MF 3065, 3070										
747552M1*	Valve - Exhaust		MF 3050, 3060, 3065, 3070										
748309M1*	Valve - Exhaust	MF 2000/5 Series	MF 3075, 3080, 3085, 3090, 3095	MF 3100 Series	MF 3610, 3630, 3635, 3645, 3650, 3655	MF 4225, 4235, 4240, 4245, 4255, 4260, 4265, 4270			MF 6100 Series			MF 8110, 8120, 8130	
748413M1*	Valve - Inlet		MF 3085	MF 3115, 3125	MF 3635	MF 4225, 4235, 4240, 4260, 4270			MF 6120, 6160, 6170				
3637041M1*	Seal - Valve Stem	MF 2000/5 Series	MF 3000 Series	MF 3100 Series	MF 3610, 3630, 3635, 3645, 3650, 3655	MF 4225, 4235, 4240, 4245, 4255, 4260, 4265, 4270			MF 6100 Series			MF 8110, 8120, 8130	
3637042M1	Valve - Inlet		MF 3095		MF 3645, 3655								


*Part number is used in other MF series models.

Part Number	Description	MF 2000/5 Series	MF 3000 Series	MF 3100 Series	MF 3600 Series	MF 4200 Series	MF 4300 Series	MF 5400 (Tier 2) Series	MF 6100 Series	MF 6200 Series	MF 6400 (Tier 2) Series	MF 8100 Series	MF 8200 Series
3640597M1 (121)	Valve - Inlet		MF 3075	MF 3120, 3125	MF 3635, 3645, 3655	MF 4245, 4255			MF 6130, 6140, 6150, 6180, 6190			MF 8110, 8120, 8130	
4222147M91*	Valve - Exhaust					MF 4225, 4235, 4240, 4245, 4255, 4260, 4265, 4270	MF 4325, 4335, 4345, 4355, 4360, 4365, 4370		MF 6170, 6180	MF 6200 Series		MF 8120	MF 8220
4222149M91*	Valve - Inlet					MF 4225, 4235, 4240, 4245, 4255, 4260, 4265, 4270	MF 4325, 4335, 4345, 4355, 4360, 4365, 4370	MF 5465	MF 6170, 6180	MF 6200 Series	MF 6465, 6475, 6480	MF 8120	MF 8220
4222579M1*	Valve - Inlet					MF 4215, 4220	MF 4315, 4320						
4222580M1*	Valve - Exhaust					MF 4215, 4220	MF 4315, 4320						
4222894M1	Valve - Inlet					MF 4245, 4255, 4265	MF 4345, 4355						MF 8210, 8220
4222896M1 (122)	Valve - Exhaust					MF 4245, 4255, 4265	MF 4345, 4355	MF 5465			MF 6465, 6475, 6480		MF 8210, 8220
V836646356	Valve - Inlet				MF 3670, 3690			MF 5470			MF 6485, 6490, 6495, 6497, 6499	MF 8140, 8150, 8160, 8170, 8180	MF 8240, 8250, 8260, 8270, 8280
V836646357	Valve - Exhaust				MF 3670, 3690			MF 5470			MF 6485, 6490, 6495, 6497, 6499	MF 8140, 8150, 8160, 8170, 8180	MF 8240, 8250, 8260, 8270, 8280
Water Pumps													
V836859168 (123)	Water Pump Assembly											MF 8170, 8180	MF 8270, 8280
V836862271 (124)	Water Pump Repair Kit											MF 8170, 8180	MF 8270, 8280



*Part number is used in other MF series models.



Part Number	Description	MF 100 (IT) Series	MF 200 (IT) Series	MF 300 (IT) Series	MF 1000 (IT) Series	MF 3300 (IT) Series	MF 3400 (IT) Series
Balancer Units							
376588X1* 	Key - Balancer Shaft	MF 174, 174 C, 174 F, 174 S, 184, 184 F, 184 S, 194, 194 C, 194 F, 194 S	MF 273, 274, 274 S, 283, 284 S, 293, 294S				
743115M1*	Shaft	MF 174, 174 C, 174 F, 174 S, 184, 184 F, 184 S, 194, 194 C, 194 F, 194 S	MF 273, 274, 274 S, 283, 284 S, 293, 294S				
743137M1*	Shaft	MF 174, 174 C, 174 F, 174 S, 184, 184 F, 184 S, 194, 194 C, 194 F, 194 S	MF 273, 274, 274 S, 283, 284 S, 293, 294S				
746432M91*	Balancer Unit Front Mounted	MF 174, 174 C, 174 F, 174 S, 184, 184 F, 184 S, 194, 194 C, 194 F, 194 S	MF 273, 274, 274 C/CF/SK, 283, 284S, 293, 294S				
746693M1*	Weight	MF 174, 174 C, 174 F, 174 S, 184, 184 F, 184 S, 194, 194 C, 194 F, 194 S	MF 273, 274, 274 S, 283, 284 S, 293, 294S				
746694M1*	Gear	MF 174, 174 C, 174 F, 174 S, 184, 184 F, 184 S, 194, 194 C, 194 F, 194 S	MF 273, 274, 274 S, 283, 284 S, 293, 294S				
746696M1*	Bearing	MF 174, 174 C, 174 F, 174 S, 184, 184 F, 184 S, 194, 194 C, 194 F, 194 S	MF 273, 274, 274 S, 283, 284 S, 293, 294S				
746697M1*	Bearing	MF 174, 174 C, 174 F, 174 S, 184, 184 F, 184 S, 194, 194 C, 194 F, 194 S	MF 273, 274, 274 S, 283, 284 S, 293, 294S				

*Part number is used in other MF series models.  image of part shown on page 166

Part Number	Description	MF 100 (IT) Series	MF 200 (IT) Series	MF 300 (IT) Series	MF 1000 (IT) Series	MF 3300 (IT) Series	MF 3400 (IT) Series
3637329M1* (126)	Balance Weight	MF 174 F, 174 S, 174 V, 184 F, 184 S, 194 F, 194 S	MF 273, 274, 274C/ CF/ SK, 283, 284, 293, 294, 294C, 294S	MF 367 CF, 373, 373 LX/ S, 374 AQ/ FO/SO/MQ, 374 FH/SM, 374 SP-PP-AP-GE, 376 C/CF/XCF, 377, 383, 383 LX/ S, 384 AQ/FO/SO/MQ, 384 F/S/W, 384 SP-PP-AP-GE, 387, 393, 393 LX/ TLX S, 394 AQ/FO/SQ, 394 F/H/S, 394 SP-PP-AP-GE, 394C, 394T AQ, 396C/ CF/ CT, 397, 397T		MF 3330F, 3330FE, 3330GE, 3330S, 3330V, 3340C, 3340F, 3340FE, 3340GE, 3340S, 3340V, 3350C, 3350F, 3350FE, 3350GE, 3350S, 3355C, 3355F, 3355FE, 3355GE, 3355S	
3637330M1*	Balance Weight	MF 174 F, 174 S, 174 V, 184 F, 184 S, 194 F, 194 S	MF 273, 274, 274C/ CF/ SK, 283, 284, 293, 294, 294C, 294S	MF 367 CF, 373, 373 LX/ S, 374 AQ/ FO/SO/MQ, 374 FH/SM, 374 SP-PP-AP-GE, 376 C/CF/XCF, 377, 383, 383 LX/ S, 384 AQ/FO/SO/MQ, 384 F/S/W, 384 SP-PP-AP-GE, 387, 393, 393 LX/ TLX S, 394 AQ/FO/SQ, 394 F/H/S, 394 SP-PP-AP-GE, 394C, 394T AQ, 396C/ CF/ CT, 397, 397T		MF 3330F, 3330FE, 3330GE, 3330S, 3330V, 3340C, 3340F, 3340FE, 3340GE, 3340S, 3340V, 3350C, 3350F, 3350FE, 3350GE, 3350S, 3355C, 3355F, 3355FE, 3355GE, 3355S	
3637593M1* (127)	Drive Shaft	MF 174 F, 174 S, 174 V, 184 F, 184 S, 194 F, 194 S	MF 273, 274, 274C/ CF/ SK, 283, 284, 293, 294, 294C, 294S	MF 367 CF, 373, 373 LX/ S, 374 AQ/ FO/SO/MQ, 374 FH/SM, 374 SP-PP-AP-GE, 376 C/CF/XCF, 377, 383, 383 LX/ S, 384 AQ/FO/SO/MQ, 384 F/S/W, 384 SP-PP-AP-GE, 387, 393, 393 LX/ TLX S, 394 AQ/FO/SQ, 394 F/H/S, 394 SP-PP-AP-GE, 394C, 394T AQ, 396C/ CF/ CT, 397, 397T		MF 3330F, 3330FE, 3330GE, 3330S, 3330V, 3340C, 3340F, 3340FE, 3340GE, 3340S, 3340V, 3350C, 3350F, 3350FE, 3350GE, 3350S, 3355C, 3355F, 3355FE, 3355GE, 3355S	
4225009M1*	Balancer Unit						MF 3435 C, 3435 CF, 3435 F, 3435 GE, 3435 S, 3435 V, 3445 C, 3445 CF, 3445 F, 3445 GE, 3445 S, 3445 C, 3455 CF, 3455 F, 3455 GE, 3455 S
4226792M91*	Balancer Unit Centre Mounted	MF 174 F, 174 S, 174 V, 184 F, 184 S, 194 F, 194 S	MF 273, 274, 274C/ CF/ SK, 283, 284, 293, 294, 294 C, 294 S	MF 367 CF, 373, 373 LX/ S, 374 AQ/ FO/SO/MQ, 374 FH/SM, 374 SP-PP-AP-GE, 376 C/CF/XCF, 377, 383, 383 LX/ S, 384 AQ/FO/SO/MQ, 384 F/S/W, 384 SP-PP-AP-GE, 387, 393, 393 LX/ TLX S, 394 AQ/FO/SQ, 394 F/H/S, 394 SP-PP-AP-GE, 394C, 394T AQ, 396C/ CF/ CT, 397, 397T		MF 3330V, 3340C, 3340F, 3340FE, 3340GE, 3340S, 3340V	
4226918M91*	Balancer Unit Centre Mounted	MF 174 F, 174 S, 184 F, 184 S, 194 F, 194 S	MF 273, 274, 274C/ CF/ SK, 283, 284, 293, 294, 294C, 294S	MF 367 CF, 373, 373 LX/ S, 374 AQ/ FO/SO/MQ, 374 FH/SM, 374 SP-PP-AP-GE, 376 C/CF/XCF, 377, 383, 383 LX/ S, 384 AQ/FO/SO/MQ, 384 F/S/W, 384 SP-PP-AP-GE, 387, 393, 393 LX/ TLX S, 394 AQ/FO/SQ, 394 F/H/S, 394 SP-PP-AP-GE, 394C, 394T AQ, 396C/ CF/ CT, 397, 397T		MF 3330F, 3330FE, 3330GE, 3330S, 3330V, 3340C, 3340F, 3340FE, 3340GE, 3340S, 3340V, 3350C, 3350F, 3350FE, 3350GE, 3350S, 3355C, 3355F, 3355FE, 3355GE, 3355S	

*Part number is used in other MF series models. ○ image of part shown on page 166



Part Number	Description	MF 100 (IT) Series	MF 200 (IT) Series	MF 300 (IT) Series	MF 1000 (IT) Series	MF 3300 (IT) Series	MF 3400 (IT) Series
Camshafts							
736818M1*	Camshaft	MF 174, 174 C, 174 F, 174 S, 174 V, 184, 184 F, 184 S, 194, 194 C, 194 F, 194 S	MF 273, 274, 274 S/SK, 283, 284, 284 S, 293, 294, 294S	MF 367 CF, 373, 373 LX/S, 374 AQ/FO/SQ/VQ, 374 FH/SM, 374 SP-PP-AP-GE, 376 C/CF/XCF, 377, 383, 383 LX/S, 384 AQ/FO/SQ/VQ, 384 F/S/V, 384 SP-PP-AP-GE, 387, 393, 393 LX/TLX/S, 394 AQ/FO/SQ, 394 FH/S, 394 SP-PP-AP-GE, 394C, 394T AQ, 396C/CF/CT, 397, 397T		MF 3330F, 3330FE, 3330GE, 3330S, 3330V, 3340C, 3340F, 3340FE, 3340GE, 3340S, 3340V, 3350C, 3350F, 3350FE, 3350GE, 3350S, 3355C, 3355F, 3355FE, 3355GE, 3355S	
4222017M1* (128)	Camshaft Bush	MF 174, 174 C, 174 F, 174 S, 174 V, 184, 184 F, 184 S, 194, 194 C, 194 F, 194 S	MF 273, 274, 274 C/CF/S/SK, 283, 284, 284 S, 293, 294, 294C, 294S				
4226978M1*	Camshaft	MF 134CV, 154, 154 C, 154 F, 154 S, 154 V	MF 233, 234 C/CF/S, 244 CF, 253, 254, 254 C/CF/S	MF 333, 334 V, 353 S, 354 SV			
4226995M91*	Camshaft	MF 174 F, 174 S, 184 F, 184 S, 194 F, 194 S	MF 273, 274C/CF/SK, 283, 284, 293, 294, 294C, 294S	MF 367 CF, 373, 373 LX/S, 374 AQ/FO/SQ/VQ, 374 FH/SM, 374 SP-PP-AP-GE, 376 C/CF/XCF, 377, 383, 383 LX/S, 384 AQ/FO/SQ/VQ, 384 F/S/V, 384 SP-PP-AP-GE, 387, 393, 393 LX/S, 394 AQ/FO/SQ, 394 FH/S, 394 SP-PP-AP-GE, 394C, 394T AQ, 396C/CF, 397			
Connecting Rods							
733767M1*	Small End Bush	MF 174, 174 C, 174 F, 174 S, 174 V, 184, 184 F, 184 S, 194, 194 C, 194 F, 194 S	MF 273, 274, 274C/CF/S/SK, 283, 284, 284 S, 293, 294, 294C, 294S	MF 367 CF, 373, 373 LX/S, 374 AQ/FO/SQ/VQ, 374 FH/SM, 374 SP-PP-AP-GE, 376 C/CF/XCF, 377, 383, 383 LX/S, 384 AQ/FO/SQ/VQ, 384 F/S/V, 384 SP-PP-AP-GE, 387, 393, 393 LX/S, 394 AQ/FO/SQ, 394 FH/S, 394 SP-PP-AP-GE, 394C, 396C/CF, 397	MF 1014, 1114		
736934M91*	Connecting Rod Bearing Kit				MF 1014, 1114		
736935M91*	Connecting Rod Bearing Kit				MF 1014, 1114		

*Part number is used in other MF series models. ○ image of part shown on page 166.

Part Number	Description	MF 100 (IT) Series	MF 200 (IT) Series	MF 300 (IT) Series	MF 1000 (IT) Series	MF 3300 (IT) Series	MF 3400 (IT) Series
736950M91* (129)	Connecting Rod Bearing Kit	MF 174, 174 C, 174 F, 174 S, 174 V, 184, 184 F, 184 S, 194, 194 C, 194 F, 194 S	MF 274, 274C/CF/S/SK, 283, 284, 284 S, 293, 294, 294C, 294S	MF 367 CF, 373, 373 LX/S, 374 AQ/FO/SO/VQ, 374 FH/SM, 374 SP-PP-AP-GE, 376 C/CF/XCF, 377, 383, 383 LX/S, 384 AQ/FO/SO/VQ, 384 F/SAV, 384 SP-PP-AP-GE, 387, 393, 393 LX/TLV S, 394 AQ/FO/SO, 394 F/H/S, 394 SP-PP-AP-GE, 394C, 394T AQ, 396C/CF/CT, 397, 397T		MF 3330F, 3330FE, 3330GE, 3330S, 3330V, 3340C, 3340F, 3340FE, 3340GE, 3340S, 3340V, 3350C, 3350F, 3350FE, 3350GE, 3350S, 3355C, 3355F, 3355FE, 3355GE, 3355S	
736952M91*	Bearing Kit	MF 174, 174 C, 174 F, 174 S, 174 V, 184, 184 F, 184 S, 194, 194 C, 194 F, 194 S	MF 273, 274, 274C/CF/S/SK, 283, 284, 284 S, 293, 294, 294C, 294S	MF 367 CF, 373, 373 LX/S, 374 AQ/FO/SO/VQ, 374 FH/SM, 374 SP-PP-AP-GE, 376 C/CF/XCF, 377, 383, 383 LX/S, 384 AQ/FO/SO/VQ, 384 F/SAV, 384 SP-PP-AP-GE, 387, 393, 393 LX/TLV S, 394 AQ/FO/SO, 394 F/H/S, 394 SP-PP-AP-GE, 394C, 394T AQ, 396C/CF/CT, 397, 397T		MF 3330F, 3330FE, 3330GE, 3330S, 3330V, 3340C, 3340F, 3340FE, 3340GE, 3340S, 3340V, 3350C, 3350F, 3350FE, 3350GE, 3350S, 3355C, 3355F, 3355FE, 3355GE, 3355S	
736953M91*	Connecting Rod Bearing Kit	MF 174, 174 C, 174 F, 174 S, 174 V, 184, 184 F, 184 S, 194, 194 C, 194 F, 194 S	MF 274, 274C/CF/S/SK, 283, 284, 284 S, 293, 294, 294C, 294S			MF 3330F, 3330FE, 3330GE, 3330S, 3330V, 3340C, 3340F, 3340FE, 3340GE, 3340S, 3340V, 3350C, 3350F, 3350FE, 3350GE, 3350S, 3355C, 3355F, 3355FE, 3355GE, 3355S	
737070M91* (130)	Bearing Kit	MF 134C/V, 154, 154 C, 154 F, 154 S, 154 V, 164T/F/SV	MF 233, 234 C/CF/S, 244 CF, 253, 254, 254 C/CF/S, 263T, 264T, 264T CF, 264T S			MF 3315F, 3315FE, 3315GE, 3315S, 3315V, 3325F, 3325FE, 3325GE, 3325S, 3325V	
737071M91*	Bearing Kit - Connecting Rod	MF 134C/V, 154, 154 C, 154 F, 154 S, 154 V, 164T/F/SV -0.010"/-0.25mm undersize	MF 233, 234 C/CF/S, 244 CF, 253, 254, 254 C/CF/S, 263, 263T, 264, 264T, 264T CF, 264T S			MF 3315F, 3315FE, 3315GE, 3315S, 3315V, 3325F, 3325FE, 3325GE, 3325S, 3325V	
737072M91*	Bearing Kit - Connecting Rod	MF 134C/V, 154, 154 C, 154 F, 154 S, 154 V, 164T/F/SV -0.020"/-0.50mm undersize	MF 233, 234 C/CF/S, 244 CF, 253, 254, 254 C/CF/S, 263T, 264T, 264T CF, 264T S			MF 3315F, 3315FE, 3315GE, 3315S, 3315V, 3325F, 3325FE, 3325GE, 3325S, 3325V	
737073M91*	Bearing Kit	MF 134C/V, 154, 154 C, 154 F, 154 S, 154 V, 164T/F/SV	MF 233, 234 C/CF/S, 244 CF, 253, 254, 254 C/CF/S, 263T, 264T, 264T CF, 264T S			MF 3315F, 3315FE, 3315GE, 3315S, 3315V, 3325F, 3325FE, 3325GE, 3325S, 3325V	
740407M1*	Small End Bush	MF 134C/V, 154, 154 C, 154 F, 154 S, 154 V, 164T/F/SV	MF 233, 234 C/CF/S, 244 CF, 253, 254, 254 C/CF/S, 263T, 264T, 264T CF, 264T S	MF 333, 334 V, 353, 353 LX/S, 354 AQ/FO/SO/VQ, 354 F/SM, 354 SP-PP-AP-GE, 356 CF, 363, 363 LX/S, 364 AQ/FO/SO/VQ, 364 F/SAV, 364 SP-PP-AP-GE, 364 CF, 366 CF		MF 3315F, 3315FE, 3315GE, 3315S, 3315V, 3325F, 3325FE, 3325GE, 3325S, 3325V	
1476245X1*	Nut - Connecting Rod Cap Fixing	MF 134C/V, 154, 154 C, 154 F, 154 S, 154 V, 164T/F/SV	MF 233, 234 C/CF/S, 244 CF, 253, 254, 254 C/CF/S, 263T, 264T, 264T CF, 264T S	MF 333, 334 V, 353, 353 LX/S, 354 AQ/FO/SO/VQ, 354 F/SM, 354 SP-PP-AP-GE, 356 CF, 363, 363 LX/S, 364 AQ/FO/SO/VQ, 364 F/SAV, 364 SP-PP-AP-GE, 364 CF, 366 CF		MF 3315F, 3315FE, 3315GE, 3315S, 3315V, 3325F, 3325FE, 3325GE, 3325S, 3325V	

*Part number is used in other MF series models. ○ image of part shown on page 166.



Part Number	Description	MF 100 (IT) Series	MF 200 (IT) Series	MF 300 (IT) Series	MF 1000 (IT) Series	MF 3300 (IT) Series	MF 3400 (IT) Series
3637034M91*	Conrod Kit	MF 174, 174 C, 174 F, 174 S, 174 V, 184, 184 F, 184 S, 194, 194 C, 194 F, 194 S	MF 273, 274, 274 S/ SK, 283, 284, 284 S, 293, 294, 294S	MF 367 CF, 373 LX, 374 AQ/FO/SO/VO, 374 V, 374 SP-PP-AP-GE, 376 C/CF/XCF, 377, 383, 383 LX, 384 AQ/FO/SO/VO, 384 V, 384 SP-PP-AP-GE, 387, 397			
3637392M91*	Conrod Kit	MF 134C/ V, 154, 154 C, 154 F, 154 S, 154 V, 164T/ F/SV	MF 233, 234 C/ S, 253, 254, 254 C/ S, 263T, 264T, 264T S	MF 353, 353 LX, 354 AQ/FO/SO/VO, 354 F/V, 354 SP-PP-AP-GE, 356 CF, 363, 363 LX, 364 AQ/FO/SO/VO, 364 F/V, 364 SP-PP-AP-GE, 366 CF		MF 3315F, 3315FE, 3315GE, 3315S, 3315V, 3325F, 3325FE, 3325GE, 3325S, 3325V	
4225381M91*(13)	Connecting Rod Kit			MF 393 TLX, 394T AQ, 396 CT, 397 T	MF 1134		
4226914M91*	Connecting Rod Bearing Kit					MF 3330F, 3330FE, 3330GE, 3330S, 3330V, 3350C, 3350F, 3350FE, 3350GE, 3350S, 3355C, 3355F, 3355FE, 3355GE, 3355S	MF 3435 C, 3435 CF, 3435 F, 3435 GE, 3435 S, 3435 V, 3445 C, 3445 CF, 3445 F, 3445 GE, 3445 S, 3445 C, 3455 CF, 3455 F, 3455 GE, 3455 S
4226917M91*	Connecting Rod Bearing Kit						
4226991M91*	Connecting Rod Bearing Kit				MF 1000 Series		
4226993M91*	Connecting Rod Bearing Kit	MF 174, 174 C, 174 F, 174 S, 174 V, 184, 184 F, 184 S, 194, 194 C, 194 F, 194 S	MF 274, 274C/ CF/ S/ SK, 283, 284, 284 S, 293, 294, 294C, 294S	MF 367 CF, 373, 373 LX/ S, 374 AQ/FO/SO/VO, 374 F/H/SM, 374 SP-PP-AP-GE, 376 C/CF/XCF, 377, 383, 383 LX/ S, 384 AQ/FO/SO/VO, 384 F/S/V, 384 SP-PP-AP-GE, 387, 393, 393 LX/ TLX/ S, 394 AQ/FO/SO, 394 F/H/S, 394 SP-PP-AP-GE, 394C, 394T AQ, 396C/ CF/ CT, 397, 397T		MF 3330F, 3330FE, 3330GE, 3330S, 3330V, 3340C, 3340F, 3340FE, 3340GE, 3340S, 3340V, 3350C, 3350F, 3350FE, 3350GE, 3350S, 3355C, 3355F, 3355FE, 3355GE, 3355S	MF 3435 C, 3435 CF, 3435 F, 3435 GE, 3435 S, 3435 V, 3445 C, 3445 CF, 3445 F, 3445 GE, 3445 S, 3455 C, 3455 CF, 3455 F, 3455 GE, 3455 S
4227001M91*	Connecting Rod Bearing Kit				MF 1134		
4227021M91*	Connecting Rod Bearing Kit	MF 174, 174 C, 174 F, 174 S, 174 V, 184, 184 F, 184 S, 194, 194 C, 194 F, 194 S	MF 273, 274, 274C/ CF/ S/ SK, 283, 284, 284 S, 293, 294, 294C, 294S	MF 367 CF, 373, 373 LX/ S, 374 AQ/FO/SO/VO, 374 F/H/SM, 374 SP-PP-AP-GE, 376 C/CF/XCF, 377, 383, 383 LX/ S, 384 AQ/FO/SO/VO, 384 F/S/V, 384 SP-PP-AP-GE, 387, 393, 393 LX/ TLX/ S, 394 AQ/FO/SO, 394 F/H/S, 394 SP-PP-AP-GE, 394C, 394T AQ, 396C/ CF/ CT, 397, 397T		MF 3330F, 3330FE, 3330GE, 3330S, 3330V, 3340C, 3340F, 3340FE, 3340GE, 3340S, 3340V, 3350C, 3350F, 3350FE, 3350GE, 3350S, 3355C, 3355F, 3355FE, 3355GE, 3355S	MF 3435 C, 3435 CF, 3435 F, 3435 GE, 3435 S, 3435 V, 3445 C, 3445 CF, 3445 F, 3445 GE, 3445 S, 3455 C, 3455 CF, 3455 F, 3455 GE, 3455 S

*Part number is used in other MF series models. ○ image of part shown on page 166.

Part Number	Description	MF 100 (IT) Series	MF 200 (IT) Series	MF 300 (IT) Series	MF 1000 (IT) Series	MF 3300 (IT) Series	MF 3400 (IT) Series
Crankshafts							
735112M1*	Thrust Washer - Top	MF 134CV, 154, 154 C, 154 F, 154 S, 154 V, 164T, F/SV	MF 233, 234 C/CF/S, 244 CF, 253, 254, 254 C/CF/S, 263T, 264T, 264T S	MF 353, 353 LX/S, 354 AQ/FO/SO/VO, 354 F/SV, 354 SP-FP-AP-GE, 356 CF, 363, 363 LX/S, 364 AQ/FO/SO/VO, 364 F/SV, 364 SP-FP-AP-GE, 364 CF		MF 3300 (SDF) Series 3315F, 3315FE, 3315GE, 3315S, 3315V, 3325F, 3325FE, 3325GE, 3325S, 3325V	
735113M1*	Thrust Washer - Bottom	MF 134CV, 154, 154 C, 154 F, 154 S, 154 V, 164T, F/SV	MF 233, 234 C/CF/S, 244 CF, 253, 254, 254 C/CF/S, 263T, 264T, 264T S	MF 353, 353 LX/S, 354 AQ/FO/SO/VO, 354 F/SV, 354 SP-FP-AP-GE, 356 CF, 363, 363 LX/S, 364 AQ/FO/SO/VO, 364 F/SV, 364 SP-FP-AP-GE, 364 CF		MF 3300 (SDF) Series 3315F, 3315FE, 3315GE, 3315S, 3315V, 3325F, 3325FE, 3325GE, 3325S, 3325V	
735169M91*	Bearing Kit	MF 174, 174 C, 174 F, 174 S, 174 V, 184, 184 F, 184 S, 194, 194 C, 194 F, 194 S	MF 273, 274, 274C/CF/S/SK, 283, 284, 284 S, 293, 294, 294C, 294S	MF 367 CF, 373, 373 LX/S, 374 AQ/FO/SO/VO, 374 FH/SV, 374 SP-FP-AP-GE, 376 C/CF/XCF, 377, 383, 383 LX/S, 384 AQ/FO/SO/VO, 384 F/SV, 384 SP-FP-AP-GE, 387, 393, 393 LX/TLX/S, 394 AQ/FO/SO, 394 F/H/S, 394 SP-FP-AP-GE, 394C, 394T AQ, 396C/CF/CT, 397, 397T		MF 3330F, 3330FE, 3330GE, 3330S, 3330V, 3340C, 3340F, 3340FE, 3340GE, 3340S, 3340V, 3350C, 3350F, 3350FE, 3350GE, 3350S, 3355C, 3355F, 3355FE, 3355GE, 3355S	
735170M91* (132)	Bearing Kit	MF 174, 174 C, 174 F, 174 S, 174 V, 184, 184 F, 184 S, 194, 194 C, 194 F, 194 S	MF 273, 274, 274C/CF/S/SK, 283, 284, 284 S, 293, 294, 294C, 294S	MF 367 CF, 373, 373 LX/S, 374 AQ/FO/SO/VO, 374 FH/SV, 374 SP-FP-AP-GE, 376 C/CF/XCF, 377, 383, 383 LX/S, 384 AQ/FO/SO/VO, 384 F/SV, 384 SP-FP-AP-GE, 387, 393, 393 LX/TLX/S, 394 AQ/FO/SO, 394 F/H/S, 394 SP-FP-AP-GE, 394C, 394T AQ, 396C/CF/CT, 397, 397T		MF 3330F, 3330FE, 3330GE, 3330S, 3330V, 3340C, 3340F, 3340FE, 3340GE, 3340S, 3340V, 3350C, 3350F, 3350FE, 3350GE, 3350S, 3355C, 3355F, 3355FE, 3355GE, 3355S	
746156M91*	Bearing Kit	MF 134C/V, 154, 154 C, 154 F, 154 S, 154 V, 164T, F/SV	MF 233, 234 C/CF/S, 244 CF, 253, 254, 254 C/CF/S, 263T, 264T, 264T S	MF 333, 334 V, 353, 353 LX/S, 354 AQ/FO/SO/VO, 354 F/SV, 354 SP-FP-AP-GE, 356 CF			
746157M91*	Bearing Kit	MF 134C/V, 154, 154 C, 154 F, 154 S, 154 V, 164T, F/SV	MF 233, 234 C/CF/S, 244 CF, 253, 254, 254 C/CF/S, 263T, 264T, 264T S	MF 333, 334 V, 353, 353 LX/S, 354 AQ/FO/SO/VO, 354 F/SV, 354 SP-FP-AP-GE, 356 CF, 363, 363 LX, 364 AQ/FO/SO/VO, 364 F/H/S, 364 SP-FP-AP-GE, 366 CF			
746159M91*	Bearing Kit	MF 134C/V, 154, 154 C, 154 F, 154 S, 154 V, 164T, F/SV	MF 233, 234 C/CF/S, 244 CF, 253, 254, 254 C/CF/S, 263T, 264T, 264T S	MF 333, 334 V, 353, 353 LX/S, 354 AQ/FO/SO/VO, 354 F/SV, 354 SP-FP-AP-GE, 356 CF, 363, 363 LX, 364 AQ/FO/SO/VO, 364 F/H/S, 364 SP-FP-AP-GE, 366 CF			

*Part number is used in other MF series models. ○ image of part shown on page 166.






Part Number	Description	MF 100 (IT) Series	MF 200 (IT) Series	MF 300 (IT) Series	MF 1000 (IT) Series	MF 3300 (IT) Series	MF 3400 (IT) Series
735171M91*	Crankshaft Main Bearing Kit	MF 174, 174 C, 174 F, 174 S, 174 V, 184, 184 F, 184 S, 194, 194 C, 194 F, 194 S	MF 273, 274, 274C/ CF/ S/ SK, 283, 284, 284 S, 293, 294, 294C, 294S	MF 367 CF, 373, 373 LX/ S, 374 AQ/ FO/SO/VQ, 374 FH/SV, 374 SP-AP-GE, 376 C/CF/XCF, 377, 383, 383 LX/ S, 384 AQ/FO/SO/VQ, 384 F/SV, 384 SP-PP-AP-GE, 387, 393, 393 LX/ TLV/ S, 394 AQ/FO/SQ, 394 FH/S, 394 SP-PP-AP-GE, 394C, 394T AQ, 396C/ CF/ CI, 397, 397T		MF 3340C, 3340F, 3340FE, 3340GE, 3340S, 3340V, 3350C, 3350F, 3350FE, 3350GE, 3355C, 3355F, 3355FE, 3355GE, 3355S	
735742M1*	Thrust Washer - Top	MF 174, 174 C, 174 F, 174 S, 174 V, 184, 184 F, 184 S, 194, 194 C, 194 F, 194 S	MF 273, 274, 274C/ CF/ S/ SK, 283, 284, 284 S, 293, 294, 294C, 294S	MF 367 CF, 373, 373 LX/ S, 374 AQ/ FO/SO/VQ, 374 FH/SV, 374 SP-AP-GE, 376 C/CF/XCF, 377, 383, 383 LX/ S, 384 AQ/FO/SO/VQ, 384 F/SV, 384 SP-PP-AP-GE, 387, 393, 393 LX/ TLV/ S, 394 AQ/FO/SQ, 394 FH/S, 394 SP-PP-AP-GE, 394C, 394T AQ, 396C/ CF/ CI, 397, 397T	MF 1000 Series	MF 3330F, 3330FE, 3330GE, 3330S, 3330V, 3340C, 3340F, 3340FE, 3340GE, 3340S, 3340V, 3350C, 3350F, 3350FE, 3350GE, 3355C, 3355F, 3355FE, 3355GE, 3355S	MF 3425 CF, 3425 F, 3425 GE, 3425 S, 3425 V, 3435 C, 3435 CF, 3435 F, 3435 GE, 3435 S, 3435 V, 3445 C, 3445 CF, 3445 F, 3445 GE, 3445 S, 3455 C, 3455 CF, 3455 F, 3455 GE, 3455 S
735743M1*	Thrust Washer - Bottom	MF 174, 174 C, 174 F, 174 S, 174 V, 184, 184 F, 184 S, 194, 194 C, 194 F, 194 S	MF 273, 274, 274C/ CF/ S/ SK, 283, 284, 284 S, 293, 294, 294C, 294S	MF 367 CF, 373, 373 LX/ S, 374 AQ/ FO/SO/VQ, 374 FH/SV, 374 SP-AP-GE, 376 C/CF/XCF, 377, 383, 383 LX/ S, 384 AQ/FO/SO/VQ, 384 F/SV, 384 SP-PP-AP-GE, 387, 393, 393 LX/ TLV/ S, 394 AQ/FO/SQ, 394 FH/S, 394 SP-PP-AP-GE, 394C, 394T AQ, 396C/ CF/ CI, 397, 397T	MF 1000 Series	MF 3330F, 3330FE, 3330GE, 3330S, 3330V, 3340C, 3340F, 3340FE, 3340GE, 3340S, 3340V, 3350C, 3350F, 3350FE, 3350GE, 3355C, 3355F, 3355FE, 3355GE, 3355S	MF 3425 CF, 3425 F, 3425 GE, 3425 S, 3425 V, 3435 C, 3435 CF, 3435 F, 3435 GE, 3435 S, 3435 V, 3445 C, 3445 CF, 3445 F, 3445 GE, 3445 S, 3455 C, 3455 CF, 3455 F, 3455 GE, 3455 S
735800M1*	Thrust Washer - Top	MF 134CV, 154, 154 C, 154 F, 154 S, 154 V, 164T F/SV	MF 233, 234 C/CF/ S, 244 CF, 253, 254, 254 C/CF/ S, 263T, 264T, 264T CF, 264T S	MF 353, 353 LX/ S, 354 AQ/FO/SQ/ VQ, 354 F/SV, 354 SP-PP-AP-GE, 356 CF, 363, 363 LX/ S, 364 AQ/FO/ SO/VQ, 364 F/SV, 364 SP-PP-AP-GE, 364 CF		MF 3300 (SDF) Series 3315F, 3315FE, 3315GE, 3315S, 3315V, 3325F, 3325FE, 3325GE, 3325S, 3325V	
744921Z91*	Crankshaft Main Bearing Kit				MF 1000 Series		
744922Z91*	Crankshaft Main Bearing Kit				MF 1000 Series		

*Part number is used in other MF series models. ○ image of part shown on page 166.

Part Number	Description	MF 100 (IT) Series	MF 200 (IT) Series	MF 300 (IT) Series	MF 1000 (IT) Series	MF 3300 (IT) Series	MF 3400 (IT) Series
744923Z91*	Crankshaft Main Bearing Kit				MF 1000 Series		
746158M91*	Crankshaft Main Bearing Kit	MF 134C/V, 154, 154 C, 154 F, 154 S, 154 V, 164T F/SW	MF 233, 234 C/CF/S, 244 CF, 253, 254, 254 C/CF/S, 263T, 264T, 264T CF, 264T S	MF 333, 334 V, 353, 353 LX/S, 354 A0/FO/SO/VQ, 354 F/SV, 354 SP-PP-AP-GE, 356 CF, 363, 363 LX/S, 364 A0/FO/SO/VQ, 364 F/SV, 364 SP-PP-AP-GE, 364 CF, 366 CF			
747128M1*	Thrust Washer - Top	MF 174, 174 C, 174 F, 174 S, 174 V, 184, 184 F, 184 S, 194, 194 C, 194 F, 194 S	MF 274, 274C/CF/S/SK, 283, 284, 284 S, 293, 294, 294C, 294S	MF 333, 334 V, 367 CF, 373, 373 LX/S, 374 A0/FO/SO/VQ, 374 F/H/SV, 374 SP-PP-AP-GE, 376 C/CF/XCF, 377, 383, 383 LX/S, 384 A0/FO/SO/VQ, 384 F/SV, 384 SP-PP-AP-GE, 387, 393, 393 LX TLX/S, 394 A0/FO/SO, 394 F/H/S, 394 SP-PP-AP-GE, 394C, 394T AQ, 396C/CF/CT, 397, 397T		MF 3330F, 3330FE, 3330GE, 3330S, 3330V, 3340C, 3340F, 3340FE, 3340GE, 3340S, 3340V, 3350C, 3350F, 3350FE, 3350GE, 3350S, 3355C, 3355F, 3355FE, 3355GE, 3355S	MF 3425 CF, 3425 F, 3425 GE, 3425 S, 3425 V, 3435 C, 3435 CF, 3435 F, 3435 GE, 3435 S, 3435 V, 3445 C, 3445 CF, 3445 F, 3445 GE, 3445 S, 3455 C, 3455 CF, 3455 F, 3455 GE, 3455 S
747129M1*	Thrust Washer - Bottom	MF 174, 174 C, 174 F, 174 S, 174 V, 184, 184 F, 184 S, 194, 194 C, 194 F, 194 S	MF 274, 274C/CF/S/SK, 283, 284, 284 S, 293, 294, 294C, 294S	MF 333, 334 V, 367 CF, 373, 373 LX/S, 374 A0/FO/SO/VQ, 374 F/H/SV, 374 SP-PP-AP-GE, 376 C/CF/XCF, 377, 383, 383 LX/S, 384 A0/FO/SO/VQ, 384 F/SV, 384 SP-PP-AP-GE, 387, 393, 393 LX TLX/S, 394 A0/FO/SO, 394 F/H/S, 394 SP-PP-AP-GE, 394C, 394T AQ, 396C/CF/CT, 397, 397T			MF 3425 CF, 3425 F, 3425 GE, 3425 S, 3425 V, 3435 C, 3435 CF, 3435 F, 3435 GE, 3435 S, 3435 V, 3445 C, 3445 CF, 3445 F, 3445 GE, 3445 S, 3455 C, 3455 CF, 3455 F, 3455 GE, 3455 S
3639541M1*	Crankshaft Kit	MF 184, 194					
3641858M91* (134)	Crankshaft Kit Lip Seal	MF 134 C/V, 154, 154 C, 154 F, 154 S, 154 V	MF 233, 234 C/S, 253, 254, 254 C/S	MF 353, 353 LX, 354 A0/FO/SO/VQ, 354 F/V, 354 SP-PP-AP-GE, 356 CF			
4222037M91*	Crankshaft Kit Rope Seal	MF 134 C/V, 154, 154 C, 154 F, 154 S	MF 233, 253, 254				
4222721M91	Crankshaft Kit					MF 3315F, 3315FE, 3315GE, 3315S, 3315V, 3325F, 3325FE, 3325GE, 3325S, 3325V	
4224172M1*	Rear Main Oil Seal Housing	MF 134C/V, 154, 154 C, 154 F	MF 233, 253, 254				
4224215M1*	Crankshaft Kit	MF 164T F/SW	MF 263 T, 264T, 264T S				
4224472M91	Crankshaft Kit						
4227020M91	Crankshaft Kit						MF 3435 C, 3435 CF, 3435 F, 3435 GE, 3435 S, 3435 V, 3445 C, 3445 CF, 3445 F, 3445 GE, 3445 S, 3455 C, 3455 CF, 3455 F, 3455 GE, 3455 S

*Part number is used in other MF series models. ○ image of part shown on page 166.



Part Number	Description	MF 100 (IT) Series	MF 200 (IT) Series	MF 300 (IT) Series	MF 1000 (IT) Series	MF 3300 (IT) Series	MF 3400 (IT) Series
4227066M91* 	Crankshaft Kit	MF 174, 174C, 184, 194, 194C, 194 F, 194 S	MF 274, 274 S/ SK, 284, 284 S, 293, 294, 294S	MF 367 CF, 373, 373 LX, 374 AQ/FO/ FO/SO/VQ, 374 FH/SV, 374 SP-PP- C/CF/XCF, 377, 383, 383 LX, 384 AQ/ FO/SO/VQ, 384 V, 384 SP-PP-AP-GE, 387, 393, 393 LX, 394 AQ/FO/SQ, 394 SP-PP-AP-GE, 396C/ CF, 397	MF 330F, 3330FE, 3330GE, 3330S, 3330V, 3340C, 3340F, 3340FE, 3340GE, 3340S, 3340V, 3350C, 3350F, 3350FE, 3350GE, 3350S, 3355C, 3355F, 3355FE, 3355GE, 3355S		
4227070M91*	Crankshaft Main Bearing Kit	MF 174, 174 C, 174 F, 174 S, 174 V, 184, 184 F, 184 S, 194, 194 C, 194 F, 194 S	MF 273, 274, 274C/ CF/ S/ SK, 283, 284, 284 S, 293, 294, 294C, 294S	MF 367 CF, 373, 373 LX/ S, 374 AQ/ FO/SO/VQ, 374 FH/SV, 374 SP-PP- AP-GE, 376 C/CF/XCF, 377, 383, 383 LX/ S, 384 AQ/FO/SO/VQ, 384 F/S/V, 384 SP-PP-AP-GE, 387, 393, 393 LX/ TL/ S, 394 AQ/FO/SQ, 394 F/H/S, 394 SP-PP-AP-GE, 394C, 394T AQ, 396C/ CF/ CT, 397, 397T	MF 3340C, 3340F, 3340FE, 3340GE, 3340S, 3340V, 3350C, 3350F, 3350FE, 3350GE, 3350S, 3355C, 3355F, 3355FE, 3355GE, 3355S		
Cylinder Blocks							
735944M1* 	Core Plug	MF 174, 174 C, 174 F, 174 S, 174 V, 184, 184 F, 184 S, 194, 194 C, 194 F, 194 S	MF 273, 274, 274C/CF/S/SK, 283, 284, 284 S, 293, 294, 294C, 294S	MF 367 CF, 373, 373 LX/ S, 374 AQ/ FO/SO/VQ, 374 FH/SV, 374 SP-PP- AP-GE, 376 C/CF/XCF, 377, 383, 383 LX/ S, 384 AQ/FO/SO/VQ, 384 F/S/V, 384 SP-PP-AP-GE, 387, 393, 393 LX/ S, 394 AQ/FO/SQ, 394 F/H/S, 394 SP-PP-AP-GE, 394C, 396C/CF, 397	MF 1000 Series		
741614M1* 	Oil Filter Head	MF 174, 174 C, 174 F, 174 S, 174 V, 184, 184 F, 184 S, 194, 194 C, 194 F, 194 S	MF 273, 274, 274C/CF/S/SK, 283, 284, 284 S, 293, 294, 294C, 294S	MF 367 CF, 373, 373 LX/ S, 374 AQ/ FO/SO/VQ, 374 FH/SV, 374 SP-PP- AP-GE, 376 C/CF/XCF, 377, 383, 383 LX/ S, 384 AQ/FO/SO/VQ, 384 F/S/V, 384 SP-PP-AP-GE, 387, 393, 393 LX/ S, 394 AQ/FO/SQ, 394 F/H/S, 394 SP-PP-AP-GE, 394C, 396C/CF, 397			
741922M1*	Filter Head	MF 134C/V, 154, 154 C, 154 F, 154 S, 154 V	MF 233, 234 C/ CF/ S, 244 CF, 253, 254, 254 C/ CF/ S	MF 333, 334 V, 353, 353 LX/ S, 354 AQ/FO/SO/VQ, 354 F/S/V, 354 SP-PP- AP-GE, 356 CF			
Cylinder Heads							
731155M1*	Cotter	MF 134C/V, 154, 154 C, 154 F, 154 S, 154 V, 164T/ F/SV	MF 233, 234 C/ CF/ S, 244 CF, 253, 254, 254 C/ CF/ S, 263, 263T, 264, 264T, 264T CF, 264T S	MF 333, 334 V, 353, 353 LX/ S, 354 AQ/FO/SO/VQ, 354 F/S/V, 354 SP-PP-AP-GE, 356 CF, 363, 363 LX/ S, 364 AQ/FO/SO/VQ, 364 F/S/V, 364 SP-PP-AP-GE, 364 CF, 366 CF			

*Part number is used in other MF series models.  image of part shown on page 166.

Part Number	Description	MF 100 (IT) Series	MF 200 (IT) Series	MF 300 (IT) Series	MF 1000 (IT) Series	MF 3300 (IT) Series	MF 3400 (IT) Series
734309M1*	Stud	MF 134 C, 154, 154 C	MF 254				
734912M91* (33)	Cover	MF 174, 174 C, 174 F, 174 S, 174 V, 184, 184 F, 184 S, 194, 194 C, 194 F, 194 S	MF 273, 274, 274C S/SK, 283, 284, 284 S, 293, 294, 294S	MF 377, 387, 393 TLX, 394T AQ, 396 CT, 397, 397T			
736453M1*	Cotter	MF 174, 174 C, 174 F, 174 S, 174 V, 184, 184 F, 184 S, 194, 194 C, 194 F, 194 S	MF 273, 274, 274C/ CF/ S/ SK, 283, 284, 284 S, 293, 294, 294C, 294S	MF 367 CF, 373, 373 LX/ S, 374 AQ/ FO/SO/VO, 374 FH/S/V, 374 SP-PP-AP-GE, 376 C/CF/XCF, 377, 383, 383 LX/ S, 384 AQ/FO/SO/VO, 384 F/S/V, 384 SP-PP-AP-GE, 387, 393, 393 LX/ TLX/ S, 394 AQ/FO/SO, 394 F/H/S, 394 SP-PP-AP-GE, 394C, 394T AQ, 396C/ CF/ CT, 397, 397T	MF 1000 Series		
739027M1*	Inlet Valve	MF 174, 174 C, 174 F, 174 S, 174 V, 184, 184 F, 184 S, 194, 194 C, 194 F, 194 S	MF 273, 274, 274 S/ SK, 283, 284, 284 S, 293, 294, 294S	MF 367 CF, 373, 373 LX/ S, 374 AQ/ FO/SO/VO, 374 F/H/S/V, 374 SP-PP-AP-GE, 376 C/CF/XCF, 377, 383, 383 LX/ S, 384 AQ/FO/SO/VO, 384 F/S/V, 384 SP-PP-AP-GE, 387, 393, 393 LX/ TLX/ S, 394 AQ/FO/SO, 394 F/H/S, 394 SP-PP-AP-GE, 394C, 396C/ CF, 397			
739060M1*	Inlet Valve	MF 134 V, 154, 154 C, 154 F, 154 S, 154 V	MF 233, 234 C/ CF, 244 CF, 253, 254, 254 C/ CF/ S	MF 333, 334 V, 353, 353 LX/ S, 354 AQ/FO/SO/VO, 354 F/S/V, 354 SP-PP-AP-GE, 356 CF			
740376M1	Gasket - Cylinder Head				MF 1014		
3640877M91*	Cylinder Head Assembly	MF 174, 174 C, 174 F, 174 S, 174 V, 184, 184 F, 184 S, 194, 194 C, 194 F, 194 S	MF 273, 274, 274 S/SK, 283, 284, 284 S, 293, 294, 294S	MF 367 CF, 373, 373 LX/ S, 374 AQ/ FO/SO/VO, 374 V, 374 SP-PP-AP-GE, 376 C/CF/XCF, 377, 383, 383 LX, 384 AQ/FO/SO/VO, 384 V, 384 SP-PP-AP-GE, 387, 393, 393 LX, 394 AQ/FO/ SQ, 394 SP-PP-AP-GE, 396C/CF, 397			
4222004M1*	Gasket - Cylinder Head Rear Cover Plate	MF 134C/V, 154, 154 C, 154 F, 154 S, 154 V, 164 F/S/V	MF 233, 234 C/CF/ S, 244 CF, 253, 254, 254 C/CF/ S, 263T, 264T, 264T CF, 264T S	MF 333, 334 V, 353, 353 LX/ S, 354 AQ/FO/SO/VO, 354 F/S/V, 354 SP-PP-AP-GE, 356 CF, 363, 363 LX/S, 364 AQ/FO/SO/VO, 364 F/S/V, 364 SP-PP-AP-GE, 364 CF, 366 CF	MF 1000 Series	MF 3315F, 3315FE, 3315GE, 3315S, 3315V, 3325F, 3325FE, 3325GE, 3325S, 3325V	
4222810M91*	Cylinder Head Assembly	MF 134C/V, 154, 154 C, 154 F, 154 S, 154 V	MF 233, 234 C/S, 253, 254, 254 C/S	MF 353, 353 LX, 354 AQ/FO/SO/VO, 354 F/V, 354 SP-PP-AP-GE, 356 CF			
4223073M1*	Valve Guide	MF 174, 174 C, 174 F, 174 S, 174 V, 184, 184 F, 184 S, 194, 194 C, 194 F, 194 S	MF 273, 274, 274C/ CF/ S/ SK, 283, 284, 284 S, 293, 294, 294C, 294S	MF 367 CF, 373, 373 LX/ S, 374 AQ/ FO/SO/VO, 374 FH/S/V, 374 SP-PP-AP-GE, 376 C/CF/XCF, 377, 383, 383 LX/ S, 384 AQ/FO/SO/VO, 384 F/S/V, 384 SP-PP-AP-GE, 387, 393, 393 LX/ S, 394T AQ, 396 CT, 397, 397T	MF 1000 Series		

*Part number is used in other MF series models. ○ image of part shown on page 166.



Part Number	Description	MF 100 (IT) Series	MF 200 (IT) Series	MF 300 (IT) Series	MF 1000 (IT) Series	MF 3300 (IT) Series	MF 3400 (IT) Series
4223074M1* ⁽¹³⁹⁾	Valve Guide - Exhaust	MF 174 F, 184 F, 194 F	MF 274C/CF/SK, 284, 294, 294C, 294S	MF 367 CF, 373 S, 374 F/H/SV, 376 XCF, 377, 383 S, 384 F/SW, 387, 393, 393 LX/TLX/S, 394 AQ/FO/SQ, 394 F/H/S, 394 SP-PP-AP-GE, 394C, 394T AQ, 396C/CF/CT, 397, 397T	MF 1000 Series		
4223519M1*	Valve Guide - Inlet	MF 134CM, 154, 154 C, 154 F, 154 S, 154 V, 164T F/SV	MF 233, 234 C/CF/S, 244 CF, 253, 254, 254 C/CF/S, 263T, 264T, 264T S	MF 333, 334 V, 353, 353 LX/S, 354 AQ/FO/SQ/VQ, 354 F/SW, 354 SP-PP-AP-GE, 356 CF			
Dipsticks							
735129M91*	Dipstick Assembly	MF 174, 174 C, 174 F, 174 S, 184, 184 F, 184 S, 194, 194 C, 194 F, 194 S	MF 273, 274, 274 S/ SK, 283, 284 S, 293, 294S				
Dynamics							
731003M2*	Pulley - Dynamo	MF 174, 174 C, 184, 194					
Engine Overhaul Kits							
3638581Z91*	Engine Overhaul Kit	MF 154, 154 C, 154 F, 154 S, 154 V	MF 254, 254 C/CF/S	MF 353, 353 LX/S, 354AQ/FO/SQ/VQ, 354F/S, 354 SP-PP-AP-GE, 356CF			
3638582Z91*	Engine Overhaul Kit		MF 274, 274 SK				
3638584Z91*	Engine Overhaul Kit	MF 174, 174 C					
3638585Z91*	Engine Overhaul Kit	MF 194 F, 194 S	MF 293, 294 C/S	MF 393, 393 LX/S, 394 AQ/FO/SQ, 394 F/H/S, 394 SP-PP-AP-GE, 394C, 396 C/CF, 397			
3639487Z1*	Engine Overhaul Kit	MF 184 F, 184S	MF 273, 274 C/CF, 274 SK, 283, 284	MF 373, 373 LX/S, 374AQ/FO/SQ/VQ, 374F/H/SW, 374 SP-PP-AP-GE, 376 C/CF/XCF, 383, 383 LX/S, 384AQ/FO/SQ/VQ, 384F/SV, 384 SP-PP-AP-GE, 387			
3639490Z1*	Engine Overhaul Kit			MF 394T AQ, 396 CT, 397T, 393 TLX			

*Part number is used in other MF series models. ○ image of part shown on page 166.

Part Number	Description	MF 100 (IT) Series	MF 200 (IT) Series	MF 300 (IT) Series	MF 1000 (IT) Series	MF 3300 (IT) Series	MF 3400 (IT) Series
3639491Z1*	Engine Overhaul Kit				MF 1014, 1114		
3639492Z1*	Engine Overhaul Kit				MF 1134		
3931467M91*	Engine Overhaul Kit	MF 164T F/SV	MF 253, 263T, 264T, 264T CF, 264T S	MF 363, 363 LX S, 364AQ/FO/SQ/VQ, 364F/SV, 364 SP-FP-AP-GE, 364 CF, 366 CF			
Fan Belts							
1447784M91 (140)	Fan Belt	MF 134 C, 154, 154 C, 174, 174 C, 184, 194	MF 254, 284, 294	MF 333, 334 V, 353, 353 LX S, 354 AQ/FO/SQ/VQ, 354 F/SV, 354 SP-FP-AP-GE, 356 CF, 363, 363 LX S, 364 AQ/FO/SQ/VQ, 364 F/SV, 364 SP-FP-AP-GE, 364 CF, 366 CF, 367 CF, 373, 373 LX S, 374 AQ/FO/SQ/VQ, 374 FH/SV, 374 SP-FP-AP-GE, 376 C/CF/XCF, 377, 383, 383 LX S, 384 AQ/FO/SQ/VQ, 384 F/SV, 384 SP-FP-AP-GE, 387, 393, 393 LX TLV S, 394 AQ/FO/SQ, 394 F/H/S, 394 SP-FP-AP-GE, 394C, 396C/CF/CF, 397			
1693746M1*	Engine Fan Belt		MF 234 CF, 244 CF, 254 CF, 264T CF, 274 C/CF, 294 C				
3637306M91*	Fan Belt		MF 274 SK, 284 S, 294 S				
3637597M1	Fan Belt	MF 134V, 154 F, 164T/ F/SV, 174, 174 C, 174 F, 174 S, 174 V, 184, 184 F, 184 S, 194, 194 C, 194 F, 194 S	MF 233, 253, 263T, 264T, 264T S, 273, 274, 274S, 283, 284, 293, 294	MF 374 AQ/FO/SQ, 374SV, 384 AQ/FO/SQ, 384S, 394 AQ/FO/SQ, 394 H/S			
2.4119.098.0	Fan Belt						MF 3435 C, 3435 CF, 3435 F, 3435 GE, 3435 S, 3435 V, 3445 C, 3445 CF, 3445 F, 3445 GE, 3445 S, 3455 C, 3455 CF, 3455 F, 3455 GE, 3455 S
2.4119.139.0	Fan Belt Cab/ Footstep					MF 3330F, 3330FE, 3330GE, 3330S, 3330V, 3340F, 3340FE, 3340GE, 3340S, 3340V, 3350F, 3350FE, 3350GE, 3350S, 3355F, 3355FE, 3355GE, 3355S	
2.4119.142.0	Fan Belt Cab					MF 3330F, 3330FE, 3330GE, 3330S, 3330V, 3340F, 3340FE, 3340GE, 3340S, 3340V, 3350F, 3350FE, 3350GE, 3350S, 3355F, 3355FE, 3355GE, 3355S	
2.4119.148.0	Fan Belt Cab/ Footstep					MF 3315F, 3315FE, 3315GE, 3315S, 3315V, 3325F, 3325FE, 3325GE, 3325S, 3325V	

*Part number is used in other MF series models. ○ image of part shown on page 166.

10+

ENGINE

MF 100 (IT) - MF 3400 (IT) Series



Part Number	Description	MF 100 (IT) Series	MF 200 (IT) Series	MF 300 (IT) Series	MF 1000 (IT) Series	MF 3300 (IT) Series	MF 3400 (IT) Series
2.4119.149.0/1	Fan Belt Cab/ Footstep					MF 3315F, 3315FE, 3315GE, 3315S, 3315V, 3325F, 3325FE, 3325GE, 3325S, 3325V	
2.4119.182.0	Fan Belt with Air Conditioning						MF 3400 Series
2.4119.183.0	Fan Belt with Air Conditioning						MF 3435 C, 3435 CF, 3435 F, 3435 GE, 3435 S, 3435 V, 3445 C, 3445 CF, 3445 F, 3445 GE, 3445 S, 3445 C, 3455 CF, 3455 F, 3455 GE, 3455 S
2.4119.185.0	Fan Belt with Air Conditioning						MF 3425 CF, 3425 F, 3425 GE, 3425 S, 3425 V
2.4119.186.0	Fan Belt						MF 3425 CF, 3425 F, 3425 GE, 3425 S, 3425 V
Fuel Lift Pumps							
4222090M91*	Fuel Lift Pump Assembly		MF 233, 234 C/ CF/ S, 244 CF, 253, 254, 254 C/ CF/ S, 263T, 264T, 264T CF, 264T S	MF 333, 334 V, 353S, 354 AQ/FQ/SQ, 354 F/S/M, 363S, 364 AQ/FQ/SQ/VQ, 364 F/S/M, 364 SP-FP-AP-GE, 364 CF		MF 3315F, 3315FE, 3315GE, 3315S, 3315V, 3325F, 3325FE, 3325GE, 3325S, 3325V	
4222091M91*	Fuel Lift Pump Assembly	MF 174, 174C, 184, 194, 194C	MF 274, 274S, 284S, 294	MF 373S, 374S, 377, 383S, 384S, 387, 393, 393 LX/ TLX/ S, 394 AQ/ FO/SQ, 394 FH/S, 394 SP-FP-AP-GE, 394C, 394T AQ, 396C/ CF/ CI, 397, 397T			
4222093M91	Fuel Lift Pump Assembly				MF 1014		
4222105M91*	Fuel Lift Pump Assembly				MF 1000 Series		
4222108M91*	Fuel Lift Pump Assembly		MF 273, 274C/ CF/ SK, 283, 284, 293, 294, 294C, 294S	MF 367 CF, 373, 373 LX, 374 AQ/FO/ SQ/VQ, 374 FH/V, 374 SP-FP-AP-GE, 376 C/CF/XCF, 377, 383, 383 LX, 384 AQ/FO/SQ/VQ, 384 F/V, 384 SP-FP-AP-GE			
4222109M91*	Fuel Lift Pump Repair Kit	MF 134C/V, 154, 154 C, 154 F, 154 V, 174 C, 184, 194, 194 C	MF 233, 234 C/ S, 254, 254 C/ S, 284 S	MF 353, 353 LX, 354 AQ/FO/SQ/ VQ, 354V, 354 SP-FP-AP-GE, 356 CF, 363, 363 LX, 366 CF			

*Part number is used in other MF series models.

Part Number	Description	MF 100 (IT) Series	MF 200 (IT) Series	MF 300 (IT) Series	MF 1000 (IT) Series	MF 3300 (IT) Series	MF 3400 (IT) Series
4222110M91*	Fuel Lift Pump Repair Kit			MF 353, 353 LX, 354 AO/FO/SO/VQ, 354V, 354 SP-FP-AP-GE, 356 CF, 363, 363 LX, 366 CF	MF 1014		
4222111M91*	Fuel Lift Pump Assembly			MF 333, 353, 353 LX/S, 354 VQ, 354 F/SV, 354 SP-FP-AP-GE, 356 CF, 363, 363 LX/S, 364 AO/FO/SO/VQ, 364 F/SV, 364 SP-FP-AP-GE, 364 CF, 366 CF		MF 3315F, 3315FE, 3315GE, 3315S, 3325F, 3325FE, 3325GE, 3325S, 3325V	
4222112M91*	Fuel Lift Pump Repair Kit			MF 333, 334 V, 353S, 354 FM, 363S, 364 AO/FO/SO/VQ, 364 F/SV, 364 SP-FP-AP-GE, 364 CF, 367 CF, 373, 373 LX/S, 374 AO/FO/SO/VQ, 374 F/H/SV, 374 SP-FP-AP-GE, 376 C/CF/XCF, 377, 383, 383 LX/S, 384 AO/FO/SO/VQ, 384 F/SV, 384 SP-FP-AP-GE, 387, 393, 393 LX/TLX/S, 394 AO/FO/SO, 394 F/H/S, 394 SP-FP-AP-GE, 394C, 394T AQ, 396, 396C/CF/CT, 397, 397T	MF 1000 Series		
4222125M91* (141)	Fuel Lift Pump Kit	MF 134V, 154 F, 154 S, 164T/F/SV, 174, 174C, 174 F, 174 S, 174 V, 184, 184 F, 184 S, 194, 194 C, 194 F, 194 S	MF 233, 234 CF, 244 CF, 253, 254, 254 CF, 263T, 264T, 264T CF, 264T S, 273, 274, 274C/CF/S/SK, 283, 284, 284 S, 293, 294, 294C, 294S			MF 3330F, 3330FE, 3330GE, 3330S, 3330V, 3340C, 3340F, 3340FE, 3340GE, 3340S, 3340V, 3350C, 3350F, 3350FE, 3350GE, 3350S, 3355C, 3355F, 3355FE, 3355GE, 3355S	
4222175M91*	Fuel Lift Pump Repair Kit						
4222326M91*	Fuel Lift Pump Repair Kit						
4224451M91*	Fuel Lift Pump						
4225385M91*	Fuel Injection Pump						MF 3445 C, 3445 CF, 3445 F, 3445 GE, 3445 S, 3455 C, 3455 CF
Gaskets							
733834M1	Rocker Cover Gasket				MF 1014		
735057M1* (142)	Gasket - Rocker Cover	MF 134C/V, 154, 154 C, 154 F, 154 S, 154 V, 164T/F/SV	MF 233, 234 C/CF/S, 244 CF, 253, 254, 254 C/CF/S, 263T, 264, 264T, 264T CF, 264T S	MF 333, 334 V, 353, 353 LX/S, 354 AO/FO/SO/VQ, 354 F/SV, 354 SP-FP-AP-GE, 356 CF, 363, 363 LX/S, 364 AO/FO/SO/VQ, 364 F/SV, 364 SP-FP-AP-GE, 364 CF, 366 CF			
744162M1*	Gasket - Inlet Manifold				MF 1014		

*Part number is used in other MF series models. ○ image of part shown on page 166.



Part Number	Description	MF 100 (IT) Series	MF 200 (IT) Series	MF 300 (IT) Series	MF 1000 (IT) Series	MF 3300 (IT) Series	MF 3400 (IT) Series
3638305Z1*	Gasket - Cylinder Head				MF 1000 Series		
3638845Z1*	Gasket - Cylinder Head	MF 174, 174 C, 174 F, 174 S, 174 V, 184, 184 F, 184 S, 194, 194 F, 194 S	MF 273, 274, 274 S, 283, 284, 284 S, 293, 294, 294S				
3641256M1*	Gasket - Timing Cover Plate	MF 174, 174 C, 174 F, 174 S, 174 V, 184, 184 F, 184 S, 194, 194 C, 194 F, 194 S	MF 273, 274, 274C/ CF/ S/ SK, 283, 284, 284 S, 293, 294, 294C, 294S	MF 367 CF, 373, 373 LX/ S, 374 AO/ FO/SO/AQ, 374 FH/SV, 374 SP-PP-AP-GE, 376 C/CF/XCF, 377, 383, 383 LX/ S, 384 AO/FO/SO/VQ, 384 F/SV, 384 SP-PP-AP-GE, 387, 393, 393 LX/ TLV/ S, 394 AO/FO/SQ, 394 FH/S, 394 SP-PP-AP-GE, 394C, 394T AQ, 396C/ CF/ CT, 397, 397T			
3641273M1*	Gasket - Sump	MF 174, 174C, 174 F, 174 S, 184, 184 F, 184 S, 194, 194 C, 194 F, 194 S	MF 273, 274, 274C/ CF/ S/ SK, 283, 284, 284 S, 293, 294, 294C, 294S	MF 367 CF, 373, 373 LX/ S, 374 AO/ FO/SO/AQ, 374 FH/SV, 374 SP-PP-AP-GE, 376 C/CF/XCF, 377, 383, 383 LX/ S, 384 AO/FO/SO/VQ, 384 F/SV, 384 SP-PP-AP-GE, 387, 393, 393 LX/ TLV/ S, 394 AO/FO/SQ, 394 FH/S, 394 SP-PP-AP-GE, 394C, 394T AQ, 396C/ CF/ CT, 397, 397T		MF 3330F, 3330FE, 3330GE, 3330S, 3330V, 3340C, 3340F, 3340FE, 3340GE, 3340S, 3340V, 3350C, 3350F, 3350FE, 3350GE, 3350S, 3355C, 3355F, 3355FE, 3355GE, 3355S	
3641399M1*	Head Gasket	MF 134C/V, 154, 154 C, 154 F, 154 S, 154 V, 164T/ F/SV	MF 233, 234 C/ CF/ S, 244 CF, 253, 254, 254 C/ CF/ S, 263T, 264T, 264T S	MF 333, 334 V, 353, 353 LX/ S, 354 AO/FO/SO/AQ, 354 F/SV, 354 SP-PP-AP-GE, 356 CF, 363, 363 LX/ S, 364 AO/FO/SO/VQ, 364 F/SV, 364 SP-PP-AP-GE, 364 CF, 366 CF			
3641891M1*	Joint Cab/ Footstep					MF 3350C, 3350F, 3350FE, 3350GE, 3350S, 3355C, 3355F, 3355FE, 3355GE, 3355S	
4222095M1*	Gasket - Timing Cover Plate				MF 1000 Series	MF 3330F, 3330FE, 3330GE, 3330S, 3330V, 3340C, 3340F, 3340FE, 3340GE, 3340S, 3340V, 3350C, 3350F, 3350FE, 3350GE, 3355C, 3355F, 3355FE, 3355GE, 3355S	
4222500M1*	Head Gasket	MF 174, 174 C, 174 F, 174 S, 174 V, 184, 184 F, 184 S, 194, 194 C, 194 F, 194 S	MF 273, 274, 274C/ CF/ S/ SK, 283, 284, 284 S, 293, 294, 294C, 294S	MF 367 CF, 373 S, 374 FH/SV, 376 XCF, 377, 383 S, 384 F/S, 387, 393 S, 394 FH/S, 394 C, 397			

*Part number is used in other MF series models.

Part Number	Description	MF 100 (IT) Series	MF 200 (IT) Series	MF 300 (IT) Series	MF 1000 (IT) Series	MF 3300 (IT) Series	MF 3400 (IT) Series
4222124M1*	Gasket - Cylinder Head	MF 174, 174C, 174 F, 174 S, 174V, 184, 184 F, 184 S, 194, 194 C, 194 F, 194 S	MF 273, 274, 274 C/CF/S/SK, 283, 284, 284 S, 293, 294, 294C, 294S	MF 367 CF, 373, 373 LX/S, 374 AQ/FO/SQ/VQ, 374 FH/SV, 374 SP-PP-AP-GE, 376 C/CF/XCF, 383, 383 LX/S, 384 AQ/FO/SQ/VQ, 384 F/SV, 384 SP-PP-AP-GE, 393, 393 LX/TLX/S, 394 AQ/FO/SQ, 394 F/H/S, 394 SP-PP-AP-GE, 394C, 394T AQ, 396C/CF/CT, 397T			
4222648M1*	Gasket Cab/Footstep					MF 3315F, 3315FE, 3315GE, 3315S, 3315V, 3325F, 3325FE, 3325GE, 3325S, 3325V	
4222759M91*	Gasket - Set (Top)					MF 3315F, 3315FE, 3315GE, 3315S, 3315V, 3325F, 3325FE, 3325GE, 3325S, 3325V	
4222931M1*	Gasket - Water Pump Backplate	MF 134CV, 154, 154 C, 154 F, 154 S, 154 V, 164T F/SV	MF 233, 234 C/CF/S, 244 CF, 253, 254, 254 C/CF/S, 263T, 264T, 264T CF, 264T S	MF 333, 334 V, 353, 353 LX/S, 354 AQ/FO/SQ/VQ, 354 F/SV, 354 SP-PP-AP-GE, 356 CF			
4223127Z1*	Gasket - Timing Case				MF 1000 Series		
4223921Z91*	Gasket - Set (Top)	MF 164T F/SW	MF 263T, 264T, 264T CF, 264T S	MF 363, 363 LXS, 364 AQ/FO/SQ/VQ, 364 F/SV, 364 SP-PP-AP-GE, 364 CF, 366 CF			
4223925Z1*	Rocker Cover Gasket				MF 1014, 1134		
4223913M1*	Gasket - Cylinder Head	MF 134C, 154, 154C, 154V	MF 233, 234 C/S, 253, 254, 254C, 254S				
4223923M91*	Gasket - Set (Top)	MF 134 C/V, 154, 154 C, 154 F, 154 S, 154 V	MF 233, 234 C/CF/S, 244 CF, 253, 254, 254 C/CF/S	MF 333, 334V, 353, 353 LX/S, 354 AQ/FO/SQ/VQ, 354 SP-PP-AP-GE, 354 F/SV, 356 CF			
4223924M1*	Rocker Cover Gasket	MF 174, 174 C, 174 F, 174 S, 174 V, 184, 184 F, 184 S, 194, 194 C, 194 F, 194 S	MF 273, 274, 274 C/CF/S/SK, 283, 284, 284 S, 293, 294, 294 C, 294S	MF 367 CF, 373, 373 LX/S, 374 AQ/FO/SQ/VQ, 374 FH/SV, 374 SP-PP-AP-GE, 376 C/CF/XCF, 377, 383, 383 LX/S, 384 AQ/FO/SQ/VQ, 384 F/SV, 384 SP-PP-AP-GE, 387, 393, 393 LX/TLX/S, 394 AQ/FO/SQ, 394 F/H/S, 394 SP-PP-AP-GE, 394C, 394T AQ, 396C/CF/CT, 397, 397T			
4224027M91* (143)	Gasket - Set (Top)					MF 3315F, 3315FE, 3315GE, 3315S, 3315V, 3325F, 3325FE, 3325GE, 3325S, 3325V	
4224032Z91*	Gasket - Set (Bottom)			MF 354 V			
4224053M91* (144)	Gasket - Set (Top)				MF 1000 Series		
4224116M1*	Gasket - Sump				MF 1000 Series		

*Part number is used in other MF series models. ○ image of part shown on page 166.



Part Number	Description	MF 100 (IT) Series	MF 200 (IT) Series	MF 300 (IT) Series	MF 1000 (IT) Series	MF 3300 (IT) Series	MF 3400 (IT) Series
4224120Z91*	Gasket Set - Bottom				MF 1000 Series		
4224142M91* (145)	Gasket - Set (Bottom)	MF 134 C/V, 154, 154 C, 154 F, 154 S, 154 V, 164T F/S/V	MF 233, 234 C/CF/S, 244 CF, 253, 254, 254 C/CF/S, 263T, 264T, 264T CF, 264T S	MF 333, 334V, 353, 353 LX/S, 354 AQ/FO/SO/VQ, 354 SP-FP-AP-GE, 354 F/S/V, 356 CF, 363, 363 LX/S, 364 AQ/FO/SO/VQ, 364 SP-FP-AP-GE, 364 F/S/V, 364 CF, 366 CF			
4224186M91*	Gasket - Set (Top)	MF 174, 174 C, 174 F, 174 S, 174 V, 184, 184 F, 184 S, 194, 194 C, 194 F, 194 S	MF 274, 274 S/SK, 283, 284, 284S, 293, 294, 294 S	MF 393 TLX, 394T AQ, 397T			
4224189Z91*	Gasket - Set (Top)	MF 174 F, 174 S, 184 F, 184 S, 194 F, 194 S	MF 273, 274C/CF/SK, 283, 284, 293, 294, 294C, 294S	MF 367 CF, 373, 373 LX/S, 374 AQ/FO/SO/VQ, 374 FH/S/V, 374 SP-FP-AP-GE, 376 C/CF/XCF, 377, 383, 383 LX/S, 384 AQ/FO/SO/VQ, 384 F/S/V, 384 SP-FP-AP-GE, 387, 393, 393 LX/S, 394 AQ/FO/SO, 394 F/H/S, 394 SP-FP-AP-GE, 394C, 396C/CF, 397			
4224233M91	Gasket - Set (Top)				MF 1014		
4224246Z91*	Gasket - Set (Top)	MF 174 F, 174 S, 184 F, 184 S, 194 F, 194 S	MF 273, 274C/CF/SK, 283, 284, 293, 294, 294C, 294S	MF 373, 373 LX, 374 AQ/FO/SO/VQ, 374 V, 374 SP-FP-AP-GE, 376 C/CF, 377, 383, 383 LX, 384 AQ/FO/SO/VQ, 384 V, 384 SP-FP-AP-GE, 387, 393, 393 LX TLX, 394 AQ/FO/SO, 394 SP-FP-AP-GE, 394T AQ, 396C/CF/CT, 397, 397T			
4224249M91* (146)	Joint	MF 134C/V, 154, 154 C, 154 F, 154 S, 154 V, 164T/F/S/V	MF 233, 234 C/CF/S, 244 CF, 253, 254, 254 C/CF/S, 263T, 264, 264T, 264T CF, 264T S	MF 333, 334 V, 353, 353 LX/S, 354 AQ/FO/SO/VQ, 354 F/S/V, 354 SP-FP-AP-GE, 356 CF, 363, 363 LX/S, 364 AQ/FO/SO/VQ, 364 F/S/V, 364 SP-FP-AP-GE, 364 CF, 366 CF			
4224291M1*	Gasket - Relief Valve				MF 1014		

*Part number is used in other MF series models. ○ image of part shown on page 166.

Part Number	Description	MF 100 (IT) Series	MF 200 (IT) Series	MF 300 (IT) Series	MF 1000 (IT) Series	MF 3300 (IT) Series	MF 3400 (IT) Series
4224292Z91*	Gasket - Set (Bottom)	MF 174, 174 C, 174 F, 174 S, 174 V, 184, 184 F, 184 S, 194, 194 C, 194 F, 194 S	MF 273, 274, 274 C/CF/S/SK, 283, 284, 284S, 293, 294, 294 C, 294 S	MF 367 CF, 373, 373 LX/S, 374 AQ/FO/SQ/MQ, 374 FH/S/V, 374 SP-PP-AP-GE, 376 C/CF/XCF, 377, 383, 383 LX/S, 384 AQ/FO/SQ/MQ, 384 F/S/V, 384 SP-PP-AP-GE, 387, 393, 393 LX/TLX/S, 394 AQ/FO/SQ, 394 F/H/S, 394 SP-PP-AP-GE, 394C, 394T AQ, 396C/CF, 397, 397T			
4224369Z1*	Joint Kit/Gasket	MF 174, 174 C, 174 F, 174 S, 174 V, 184, 184 F, 184 S, 194, 194 C, 194 F, 194 S	MF 273, 274, 274C/CF/S/SK, 283, 284, 284 S, 293, 294, 294C, 294S	MF 367 CF, 373, 373 LX/S, 374 AQ/FO/SQ/MQ, 374 FH/S/V, 374 SP-PP-AP-GE, 376 C/CF/XCF, 377, 383, 383 LX/S, 384 AQ/FO/SQ/MQ, 384 F/S/V, 384 SP-PP-AP-GE, 387, 393, 393 LX/TLX/S, 394 AQ/FO/SQ, 394 F/H/S, 394 SP-PP-AP-GE, 394C, 394T AQ, 396, 396C/CF/CT, 397, 397T			
4224370Z1*	Gasket - Set (Bottom)			MF 393 TLX, 394T AQ, 396 CT, 397T			
4224452M91*	Joint Cab/ Footstep					MF 3330F, 3330FE, 3330GE, 3330S, 3330V, 3340C, 3340F, 3340FE, 3340GE, 3340S, 3340V	
4224457M91*	Gasket - Set (Bottom)					MF 3330F, 3330FE, 3330GE, 3330S, 3330V, 3340C, 3340F, 3340FE, 3340GE, 3340S, 3340V, 3350C, 3350F, 3350FE, 3350GE, 3350S, 3355C, 3355F, 3355FE, 3355GE, 3355S	
4224458M1	Gasket - Sump					MF 3315F, 3315FE, 3315GE, 3315S, 3315V, 3325F, 3325FE, 3325GE, 3325S, 3325V	
4224621M91*	Gasket - Set (Top)					MF 3330F, 3330FE, 3330GE, 3330S, 3330V, 3350C, 3350F, 3350FE, 3350GE, 3350S, 3355F, 3355FE, 3355GE, 3355S	
4224635M91*	Gasket - Set (Top)					MF 3330F, 3330FE, 3330GE, 3330S, 3330V	
4224954M1*	Gasket - Cylinder Head Cover					MF 3435 C, 3435 CF, 3435 F, 3435 GE, 3435 S, 3435 V, 3445 C, 3445 CF, 3445 F, 3445 GE, 3445 S, 3455 C, 3455 CF, 3455 F, 3455 GE, 3455 S	
4224957M1*	Gasket - Sump					MF 3435 C, 3435 CF, 3435 F, 3435 GE, 3435 S, 3435 V, 3445 C, 3445 CF, 3445 F, 3445 GE, 3445 S, 3455 C, 3455 CF, 3455 F, 3455 GE, 3455 S	
4224958M1*	Gasket - Timing Cover					MF 3400 Series	

*Part number is used in other MF series models.

10+

ENGINE

MF 100 (IT) - MF 3400 (IT) Series



Part Number	Description	MF 100 (IT) Series	MF 200 (IT) Series	MF 300 (IT) Series	MF 1000 (IT) Series	MF 3300 (IT) Series	MF 3400 (IT) Series
4225221M91*	Gasket - Set (Bottom)					MF 3315F, 3315FE, 3315GE, 3315S, 3315V, 3325F, 3325FE, 3325GE, 3325S, 3325V	
4225269M1	Gasket - Cylinder Head Cover						MF 3425 CF, 3425 F, 3425 GE, 3425 S, 3425 V
4225379M1*	Gasket - Cylinder Head					MF 3315F, 3315FE, 3315GE, 3315S, 3315V, 3325F, 3325FE, 3325GE, 3325S, 3325V	
4225545M91*	Gasket Set - Top						MF 3435 C, 3435 CF, 3435 F, 3435 GE, 3435 S, 3435 V, 3445 C, 3445 CF, 3445 F, 3445 GE, 3445 S, 3455 C, 3455 CF, 3455 F, 3455 GE, 3455 S
4225850M1*	Gasket - Cylinder Head						MF 3435 C, 3435 CF, 3435 F, 3435 GE, 3435 S, 3435 V, 3445 C, 3445 CF, 3445 F, 3445 GE, 3445 S, 3455 C, 3455 CF, 3455 F, 3455 GE, 3455 S
4225857M91*	Gasket Set - Bottom						MF 3435 C, 3435 CF, 3435 F, 3435 GE, 3435 S, 3435 V
4226378M1*	Gasket - Timing Case						MF 3400 Series
Injectors							
734723M91*	Injector Leak Off Pipe Assembly	MF 174, 174 C, 174 S, 184, 184 S, 194, 194 C	MF 273, 274, 274 S/ SK, 283, 284 S, 293, 294S	MF 397			
1446701Z1*	Injector Nozzle	MF 134C	MF 234 C/ S				
1446702M1*	Injector Nozzle	MF 174, 174 C					
1446703Z1*	Injector Nozzle	MF 194 F, 194 S	MF 284, 293, 294, 294C, 294S				
1446892M1*	Injector Nozzle						
1446896M1*	Injector Nozzle	MF 154, 154 C, 154 F, 154 S, 154 V	MF 233, 244 CF, 253, 254, 254 C/ CF/S	MF 353 S			

*Part number is used in other MF series models.

Part Number	Description	MF 100 (IT) Series	MF 200 (IT) Series	MF 300 (IT) Series	MF 1000 (IT) Series	MF 3300 (IT) Series	MF 3400 (IT) Series
1447146Z1*	Injector Nozzle			MF 393 S, 394 F/H/S, 394C, 397			
1447218M91*	Injector Assembly			MF 393, 393 LX/S, 394 AQ/FO/SQ, 394 F/H/S, 394 SP-PP-AP-GE, 394C, 396C/CF, 397			
1447227Z1*	Injector Nozzle	MF 174, 174 C, 174 F, 174 S, 174 V, 184, 184 F, 184 S	MF 273, 274, 274C/CF/SI/SK, 283, 284, 284 S	MF 367 CF, 373, 373 LX/S, 374 AQ/FO/SQ/VQ, 374 FH/S/V, 374 SP-PP-AP-GE, 376 C/CF/XCF, 377, 383, 383 LX/S, 384 AQ/FO/SQ/VQ, 384 F/S/V, 384 SP-PP-AP-GE, 387			
1447228M91*	Injector Assembly	MF 174, 174 C, 174 F, 174 S, 174 V, 184, 184 F, 184 S	MF 273, 274, 274C/CF/SI/SK, 283, 284, 284 S	MF 367 CF, 373, 373 LX/S, 374 AQ/FO/SQ/VQ, 374 FH/S/V, 374 SP-PP-AP-GE, 376 C/CF/XCF, 377, 383, 383 LX/S, 384 AQ/FO/SQ/VQ, 384 F/S/V, 384 SP-PP-AP-GE, 387			
1447269M91*	Injector Nozzle				MF 1014, 1114		
1447401M91* (147)	Injector Assembly	MF 134 V	MF 233, 234 C/CF	MF 333, 334 V, 354 V			
1447474Z1*	Injector Nozzle	MF 134 V	MF 233, 234 CF	MF 333, 334 V, 354 V			
1447828M91*	Injector Assembly				MF 1014		
1447829M91* (148)	Injector Nozzle				MF 1014		
3637319M1* (149)	Injector Nozzle			MF 393 TLX, 394T AQ, 396 CT, 397T			
3637320M1*	Injector Nozzle		MF 264T CF	MF 363, 363 LX/S, 364 AQ/FO/SQ/VQ, 364 F/S/V, 364 SP-PP-AP-GE, 364 CF, 366 CF			
3637740M1	Injector Nozzle	MF 164T F/S/V	MF 263T, 264T, 264T S				
3638623M91*	Injector Pipe	MF 134C/V	MF 233, 234 C/CF/S	MF 333, 334 V, 354 V			
3638624M91*	Injector Pipe	MF 134C/V	MF 233, 234 C/CF/S	MF 333, 334 V, 354 V			
3638625M91*	Injector Pipe	MF 134C/V	MF 233, 234 C/CF/S	MF 333, 334 V, 354 V			
3638668M1*	Injector Nozzle			MF 397			
4222230M1*	Injector Nozzle					MF 3350C, 3350F, 3350FE, 3350GE, 3350S, 3355C, 3355F, 3355FE, 3355GE, 3355S	
4222292M1*	Injector Nozzle					MF 3330F, 3330FE, 3330GE, 3330S, 3330V	

*Part number is used in other MF series models. ○ image of part shown on page 166.



Part Number	Description	MF 100 (IT) Series	MF 200 (IT) Series	MF 300 (IT) Series	MF 1000 (IT) Series	MF 3300 (IT) Series	MF 3400 (IT) Series
4222733M1*	Injector Nozzle					MF 3325F, 3325FE, 3325GE, 3325S, 3325V	
4224323M1*	Injector Nozzle					MF 3315F, 3315FE, 3315GE, 3315S, 3315V	
4224797M1*	Injector Assembly						MF 3445 C, 3445 CF, 3445 F, 3445 GE, 3445 S, 3455 C, 3455 CF, 3455 F, 3455 GE, 3455 S
4224799M1*	Injector Nozzle						MF 3400 Series
Liners							
734179M1*	Liner	MF 134C/V, 154, 154 C, 154 F, 154 S, 154 V, 164T/ F/SV	MF 233, 234 C/ CF/ S, 244 CF, 253, 254, 254 C/ CF/ S, 263, 263T, 264, 264T, 264T CF, 264T S	MF 333, 334 V, 353, 353 LV S, 354 AQ/FO/SO/VQ, 354 SV, 354 SP-AP-GE, 363, 363 LV S, 364 AQ/FO/SO/VQ, 364 F/SV, 364 SP-AP-GE, 364 CF, 366 CF			
739043M1*	Liner - Pre-finished Slip Fit	MF 134V, 154, 154 F, 154 S, 154 V, 164T F/SV	MF 233, 234 C/ CF/ S, 244 CF, 253, 254, 254 C/ CF/ S, 263T, 264T, 264T CF, 264T S	MF 333, 334V, 354 AQ/FO/SO/VQ, 354 SV, 354 SP-AP-GE, 363, 363 LV S, 364 AQ/FO/SO/VQ, 364 F/SV, 364 SP-AP-GE, 364 CF, 366 CF			
740571Z1*	Liner	MF 194, 194 C, 194 F, 194 S	MF 293, 294, 294S				
742466Z1*	Liner - Pre-finished Slip Fit	MF 194 F, 194 S	MF 293, 294, 294S				
744131M1* (150)	Liner	MF 174, 174 F, 174 S, 184 F, 184 S	MF 273, 274, 274 S/ SK, 283, 284, 284 S		MF 1000 Series		
744948Z1*	Liner - Pre-finished Slip Fit	MF 174, 174 C, 174 F, 174 S, 174 V, 184, 184 F, 184 S	MF 273, 274, 274 S/ SK, 283, 284		MF 1000 Series		
3637331Z1*	Liner	MF 174 F, 174 S, 184 F, 184 S	MF 273, 274C/ CF/ SK, 283, 284	MF 367 CF, 373, 373 LX/ S, 374 AQ/FO/SO/VQ, 374 FH/SV, 374 SP-AP-GE, 376 C/CF/XCF, 377, 383, 383 LX/ S, 384 AQ/FO/SO/VQ, 384 F/SV, 384 SP-AP-GE, 393 TLX, 394T AQ, 396 C1, 397T			

*Part number is used in other MF series models. ○ image of part shown on page 167.

Part Number	Description	MF 100 (IT) Series	MF 200 (IT) Series	MF 300 (IT) Series	MF 1000 (IT) Series	MF 3300 (IT) Series	MF 3400 (IT) Series
3637333M1*	Liner	MF 194 F, 194 S	MF 293, 294C, 294S	MF 393, 393 LX S, 394 AQ/FO/SQ, 394 F/H/S, 394 SP-FP-AP-GE, 394C, 396C/ CF, 397			
3637332Z1*	Liner - Pre-finished Slip Fit	MF 174 F, 174 S, 184 F, 184 S	MF 273, 274 C/ CF/SK, 283, 284	MF 367 CF, 373, 373 LX/ S, 374 AQ/FO/SQ/MQ, 374 F/H/S/V, 374 SP-FP-AP-GE, 376 C/ CF/ XCF, 377, 383, 383 LX S, 384 AQ/FO/SQ/MQ, 384 F/S/V, 384 SP-FP-AP-GE, 387, 393 TLX, 394T AQ, 396 CT, 397T			
3637334M1*	Liner - Pre-finished Slip Fit	MF 194 F, 194 S	MF 293, 294, 294 C/ S	MF 393 LX/ S, 394 AQ/FO/SQ, 394 F/H/S, 394 SP-FP-AP-GE, 394C, 396 C/ CF, 397			
3637492Z1*	Liner - Unfinished Only for ZZ50133			MF 353, 353 LX/ S, 354F, 356 CF, 363, 363 LX/ S, 364F, 366 CF		MF 3330F, 3330FE, 3330GE, 3330S, 3330V, 3350C, 3350F, 3350FE, 3350GE, 3350S, 3355C, 3355F, 3355FE, 3355GE, 3355S	
4222128M1*	Liner - Pre-finished Slip Fit						
4222129M1*	Cylinder Liner					MF 3330F, 3330FE, 3330GE, 3330S, 3330V, 3350C, 3350F, 3350FE, 3350GE, 3350S, 3355C, 3355F, 3355FE, 3355GE, 3355S	
4222570M1*	Cylinder Liner					MF 3315F, 3315FE, 3315GE, 3315S, 3315V, 3325F, 3325FE, 3325GE, 3325S, 3325V	
Manifolds							
734874V1*	Exhaust Manifold	MF 134C/V, 154, 154 C, 154 F, 154 S, 154 V	MF 233, 234 C/ CF/S, 244 CF, 253, 254, 254 C/ CF/S	MF 333, 334V, 354 AQ/FO/SQ/MQ, 354 F/S/V, 354 SP-FP-AP-GE, 356 CF			
735826M1*	Exhaust Manifold	MF 174, 174 C, 174 F, 174 S, 174 V, 184, 184 F, 184 S, 194, 194 C, 194 F, 194 S	MF 273, 274, 274C/CF/S, 283, 284, 293, 294, 294C	MF 367 CF, 373, 373 LX/S, 374 AQ/FO/SQ/MQ, 374 F/H/S/V, 374 SP-FP-AP-GE, 376 C/CF/XCF, 383, 383 LX/S, 384 AQ/FO/SQ/MQ, 384 F/S/V, 384 SP-FP-AP-GE, 393, 393 LX/S, 394 AQ/FO/SQ, 394 F/H/S, 394 SP-FP-AP-GE, 394C, 396C/CF			
741764M1*	Exhaust Manifold		MF 274 SK, 283, 284 S, 294S	MF 377, 387, 397			
893501M91* (51)	Thermostart				MF 1014		

*Part number is used in other MF series models. ○ image of part shown on page 167.



125



126




127



128



129



130



131




132



133



134



135



136



137



138



139



140



141



142



143



144



145



146



147



148



149



150



151



152



153



154



155




156



157



158



159



160



161



162



163



164



165



166



167



168



169



170



171



172



Part Number	Description	MF 100 (IT) Series	MF 200 (IT) Series	MF 300 (IT) Series	MF 1000 (IT) Series	MF 3300 (IT) Series	MF 3400 (IT) Series
3583543M2* (152)	Thermostart	MF 134 V, 154, 154 F, 154 S, 154 V, 164T/F/SW, 174, 174 C, 174 F, 174 S, 174 V, 184, 184 F, 184 S, 194, 194 C, 194 F, 194 S	MF 200 (IT) Series	MF 300 (IT) Series	MF 1000 Series	MF 3315F, 3315FE, 3315GE, 3315S, 3315V, 3325F, 3325FE, 3325GE, 3325S, 3325V, 3330F, 3330FE, 3330GE, 3330S, 3330V, 3350C, 3350F, 3350FE, 3350GE, 3355C, 3355F, 3355FE, 3355GE, 3355S	MF 3400 Series
4223450M1*	Thermostart					MF 3340C, 3340F, 3340FE, 3340GE, 3340S, 3340V	
Oil Filler Caps							
734962M91*	Oil Filler Cap	MF 134 C/V, 154, 154 C, 154 F, 154 S, 154 V, 174, 174 C, 174 F, 174 S, 184, 184 F, 194, 194 C, 194 F, 194 S	MF 233, 234 C/CF/S, 244 CF, 253, 254, 254 C/CF/S, 264T CF, 274, 274 S/SK, 284, 284 S, 293, 294, 294C	MF 333, 334 V, 353, 353 LX/S, 354 A0/F0/S0/V0, 354 F/SV, 354 SP-FP-AP-GE, 356 CF, 363, 363 LX/S, 364 A0/F0/S0/V0, 364 F/SV, 364 SP-FP-AP-GE, 364 CF, 366 CF, 373, 373 LX/S, 377, 387, 393 TLX, 396 CT, 397, 397T			
3641889M1*	Oil Filler Cap					MF 3300 Series	MF 3400 Series
Oil Pumps							
734839M91*	Strainer	MF 174, 174 C, 174 F, 174 S, 184, 184 F, 184 S, 194, 194 C, 194 F, 194 S	MF 273, 274, 274 S/SK, 283, 284, 284 S, 293, 294, 294S				
734849M1*	Shaft	MF 174, 174 C, 174 F, 174 S, 184, 184 F, 184 S, 194, 194 C, 194 F, 194 S	MF 273, 274, 274 S/SK, 283, 284 S, 293, 294S				
734850M1* (153)	Gear	MF 174, 174 C, 174 F, 174 S, 184, 184 F, 184 S, 194, 194 C, 194 F, 194 S	MF 273, 274, 274 S/SK, 283, 284 S, 293, 294S				
734943M1*	Strainer Elbow	MF 174, 174 C, 174 F, 174 S, 184, 184 F, 184 S, 194 F, 194 S	MF 273, 274, 274 S/SK, 283, 284, 293, 294, 294S				
743020M1*	Gear	MF 174, 174 C, 174 F, 174 S, 184, 184 F, 184 S, 194, 194 C, 194 F, 194 S	MF 273, 274, 274 S/SK, 283, 284 S, 293, 294S				

*Part number is used in other MF series models. ○ image of part shown on page 167.

Part Number	Description	MF 100 (IT) Series	MF 200 (IT) Series	MF 300 (IT) Series	MF 1000 (IT) Series	MF 3300 (IT) Series	MF 3400 (IT) Series
74729Z91* ⁽¹⁵⁴⁾	Oil Pump				MF 1014, 1114		
1447723M1*	Bearing	MF 174 F, 174 S, 174 V, 184 F, 184 S, 194 F, 194 S	MF 273, 274, 274C/CF/SK, 283, 284, 293, 294, 294C, 294S	MF 367 CF, 373, 373 LX/ S, 374 AQ/ FO/SO/AQ, 374 F/H/S/V, 374 SP-PP-AP-GE, 376 C/CF/XCF, 377, 383, 383 LX/ S, 384 AQ/FO/SO/AQ, 384 F/S/V, 384 SP-PP-AP-GE, 387, 393, 393 LX/ TLX/ S, 394 AQ/FO/SQ, 394 F/H/S, 394 SP-PP-AP-GE, 394C, 394T AQ, 396C/CF/CT, 397, 397T		MF 3330F, 3330FE, 3330GE, 3330S, 3330V, 3340C, 3340F, 3340FE, 3340GE, 3340S, 3340V, 3350C, 3350F, 3350FE, 3350GE, 3350S, 3355C, 3355F, 3355FE, 3355GE, 3355S	
3637359M91* ⁽¹⁵⁵⁾	Oil Pump Assembly	MF 134 C, 154, 154 C, 154 S, 154 V, 164T F/S/V	MF 233, 234 C/CF/ S, 244 CF, 253, 254, 254 C/CF/ S, 263T, 264T, 264T CF, 264T S	MF 333, 334V, 353 LX/ S, 354 AQ/ FO/SO/AQ, 354 F/S/V, 354 SP-PP-AP-GE, 356 CF, 363, 363 LX/ S, 364 AQ/ FO/SO/AQ, 364 F/S/V, 364 SP-PP-AP-GE, 364 CF, 366 CF		MF 3315F, 3315FE, 3315GE, 3315S, 3315V, 3325F, 3325FE, 3325GE, 3325S, 3325V	
3637470Z91*	Oil Pump	MF 174, 174 C					
3637489M91*	Oil Pump Centre mounted balancer	MF 174 F, 174 S, 174 V, 184 F, 184 S, 194 F, 194 S	MF 273, 274, 274 C/CF/ SK, 283, 284, 293, 294, 294 C/ S	MF 367 CF, 373 LX/ S, 374 AQ/FO/ SO/AQ, 374 F/H/S/V, 374 SP-PP-AP-GE, 376 C/CF/XCF, 377, 383, 383 LX/ S, 384 AQ/FO/SO/AQ, 384 SP-PP-AP-GE, 387, 393 LX/ TLX/ S, 394 AQ/ FO/SQ, 394 F/H/S, 394 C, 394T AQ, 396 C/CF/CT, 397, 397T		MF 3330F, 3330FE, 3330GE, 3330S, 3330V, 3340C, 3340F, 3340FE, 3340GE, 3340S, 3340V, 3350C, 3350F, 3350FE, 3350GE, 3355C, 3355F, 3355FE, 3355GE, 3355S	
3641846M91*	Oil Pipe	MF 174 F, 174 S, 174 V, 184 F, 184 S, 194 F, 194 S	MF 273, 274, 274C/CF/ SK, 283, 284, 293, 294, 294 C, 294 S	MF 367 CF, 373, 373 LX/ S, 374 AQ/ FO/SO/AQ, 374 F/H/S/V, 374 SP-PP-AP-GE, 376 C/CF/XCF, 377, 383, 383 LX/ S, 384 AQ/FO/SO/AQ, 384 F/S/V, 384 SP-PP-AP-GE, 387, 393, 393 LX/ TLX/ S, 394 AQ/FO/SQ, 394 F/H/S, 394C, 394T AQ, 396C/CF/CT, 397, 397T			
Oil Seals							
1447689M1* ⁽¹⁵⁶⁾	Seal - Timing Cover	MF 134 C/ V, 154, 154 C, 154 F, 154 S, 154 V, 164T F/S/V	MF 233, 234 C/CF/ S, 244 CF, 253, 254, 254 C/CF/ S, 263T, 264T, 264T CF, 264T S	MF 333, 334V, 353 LX/ S, 354 AQ/ FO/SO/AQ, 354 F/S/V, 354 SP-PP-AP-GE, 356 CF, 363, 363 LX/ S, 364 AQ/ FO/SO/AQ, 364 F/S/V, 364 SP-PP-AP-GE, 364 CF, 366 CF		MF 3315F, 3315FE, 3315GE, 3315S, 3315V, 3325F, 3325FE, 3325GE, 3325S, 3325V	
1447691M1*	Oil Seal - Crankshaft - Rear Main Lip	MF 100 (IT) Series	MF 200 (IT) Series	MF 300 (IT) Series	MF 1000 Series	MF 3300 Series	
1881644M1*	Seal - Oil Filler Cap	MF 134CV, 154, 154 C, 154 F, 154 S, 154 V, 164T F/S/V, 174, 174 C, 174 F, 184, 184 F, 194, 194 C, 194 F, 194 S	MF 233, 234 C/CF/ S, 244 CF, 253, 254, 254 C/CF/ S, 264T CF, 273, 274, 274 S/SK, 284, 284 S, 293, 294, 294S	MF 333, 334 V, 353, 353/ LX/ S, 354 AQ/FO/SO/AQ, 354 F/S/V, 354 SP-PP-AP-GE, 356 CF, 363, 363/ LX/ S, 364 AQ/FO/SO/AQ, 364 F/S/V, 364 SP-PP-AP-GE, 364 CF, 366 CF, 377, 387, 393, 393 LX, 394T AQ, 396CT, 397, 397T			

*Part number is used in other MF series models. ○ image of part shown on page 167.



Part Number	Description	MF 100 (IT) Series	MF 200 (IT) Series	MF 300 (IT) Series	MF 1000 (IT) Series	MF 3300 (IT) Series	MF 3400 (IT) Series
3638640M1*	Seal - Rocker Cover Fixing				MF 1014, 1134	MF 3300 Series	
4224056Z1*	Rope Seal	MF 174, 174 C, 184, 194			MF 1014		
4224057Z1*	Rope Seal	MF 134CM, 154, 154 C, 154 F	MF 233, 253, 254				
4224762M1*	Oil Seal - Crankshaft Rear						MF 3400 Series
4226213M1*	Oil Seal - Timing Cover	MF 174, 174 C, 174 F, 174 S, 174 V, 184, 184 F, 184 S, 194, 194 C, 194 F, 194 S	MF 273, 274, 274 C/CF/S/SK, 283, 284, 284 S, 293, 294, 294 C/S	MF 367 CF, 373 LX/S, 374 AQ/FO/SO/VQ, 374 F/H/S/M, 374 SP-FP-AP-GE, 376 C/CF/XCF, 377, 383, 383 LX/S, 384 AQ/FO/SO/VQ, 384 SP-FP-AP-GE, 387, 393 LX/TLX/S, 394 AQ/FO/SQ, 394 F/H/S, 394 C, 394T AQ, 396 C/CF/CT, 397, 397T	MF 1000 Series	MF 3330F, 3330FE, 3330GE, 3330S, 3330V, 3340C, 3340F, 3340FE, 3340GE, 3340S, 3340V, 3350C, 3350F, 3350FE, 3350GE, 3350S, 3355C, 3355F, 3355FE, 3355GE, 3355S	MF 3400 Series
Oil Sumps							
748160M1* (157)	Drain Plug - Sump	MF 100 (IT) Series	MF 200 (IT) Series	MF 300 (IT) Series		MF 3300 Series	MF 3400 Series
3638382M1*	O Ring - Sump Drain Plug	MF 134C, 154, 154 C, 154 V, 174, 174 C, 174 S, 184, 184 S, 194, 194 C, 194 S	MF 233, 234 C/CF/S, 244 CF, 253, 254, 254 C/CF/S, 264T CF, 273, 274, 274C/CF/S/SK, 283, 284 S, 293, 294C, 294S	MF 300 (IT) Series		MF 3300 Series	MF 3400 Series
Piston Rings							
745277Z91*	Piston Ring Kit				MF 393 TLX, 394T AQ, 396 CT, 397 T		
745738Z91*	Piston Ring Kit				MF 1134		
745760Z91* (158)	Piston Ring Kit	MF 174, 174 C, 174 F, 174 S, 174 V, 184, 184 F, 184 S, 184 V	MF 273, 274, 274 C/CF/S/SK, 283, 284, 284 S, 294	MF 367 CF, 373 LX/S, 374 AQ/FO/SO/VQ, 374 F/H/S/M, 374 SP-FP-AP-GE, 376 C/CF/XCF, 377, 383, 383 LX/S, 384 AQ/FO/SO/VQ, 384 SP-FP-AP-GE, 387	MF 1014, 1114		
745763Z91*	Piston Ring Kit	MF 174, 174 C					

*Part number is used in other MF series models. ○ image of part shown on page 167.

Part Number	Description	MF 100 (IT) Series	MF 200 (IT) Series	MF 300 (IT) Series	MF 1000 (IT) Series	MF 3300 (IT) Series	MF 3400 (IT) Series
745818M91*	Piston Ring Kit	MF 134 C/V	MF 233, 234 C/ CF/ S	MF 333, 334 V, 354 V			
745826M91*	Piston Ring Kit	MF 154, 154 C, 154 F, 154 S, 154 V	MF 233, 244 CF, 254, 254 C/ CF/ S	MF 353, 353 LX/ S, 354 AQ/FO/SQ/ VQ, 354 F/SV, 354 SP-FP-AP-GE, 356 CF			
747041Z91*	Piston Ring Kit	MF 194, 194 C	MF 294 S				
747428M91*	Piston Ring Kit	MF 194 F, 194 S	MF 293, 294, 294 C, 294 S	MF 393, 393 LX/ S, 394 AQ/FO/SQ, 394 F/H/S, 394 SP-FP-AP-GE, 396 C/CF, 397			
3638235Z91*	Piston Ring Kit			MF 363, 363 LX/ S, 364 AQ/FO/SQ/ VQ, 364 F/SV, 364 SP-FP-AP-GE, 364 CF, 366 CF			
3638721Z91*	Piston Ring Kit			MF 393 TLX, 394T AQ, 396 CT, 397 T			
4222136M91*	Piston Ring Kit					MF 3330F, 3330FE, 3330GE, 3330S, 3330V, 3350C, 3350F, 3350FE, 3350GE, 3350S, 3355C, 3355F, 3355FE, 3355GE, 3355S	
4225019M91*	Piston Ring Kit						MF 3400 Series
4225072M91*	Piston Ring Kit						MF 3400 Series
3637658Z91*	Piston Ring Kit	MF 164T F/SV	MF 263T, 264T, 264T CF, 264T S				
4222577Z91*	Piston Ring Kit					MF 3315F, 3315FE, 3315GE, 3315S, 3315V, 3325F, 3325FE, 3325GE, 3325S, 3325V	
4222723M91*	Piston Ring Kit					MF 3315F, 3315FE, 3315GE, 3315S, 3315V, 3325F, 3325FE, 3325GE, 3325S, 3325V	
Pistons							
738249Z91*	Piston Kit	MF 174, 174 C					
740821Z91*	Piston Kit	MF 194, 194 C	MF 294 S				
742621M91*	Piston Kit	MF 154, 154 C, 154 F, 154 V	MF 233, 244 CF, 253, 254, 254 C/ CF/ S	MF 353 LX/ S, 354 AQ/FO/SQ/VQ, 354 F/SV, 354 SP-FP-AP-GE, 356 CF			
743110Z91*	Piston Kit	MF 174, 174 C, 174 F, 174 S, 174 V, 184, 184 F, 184 S	MF 273, 274, 274 C/ CF/ S/ SK, 283, 284, 284 S, 294				
743824Z91*	Piston Kit	MF 134 C/V, 154 S	MF 233, 234 C/ CF/ S	MF 333, 334 V, 354 V			
745379Z91*	Piston Kit				MF 1134		

*Part number is used in other MF series models. ○ image of part shown on page 167.



Part Number	Description	MF 100 (IT) Series	MF 200 (IT) Series	MF 300 (IT) Series	MF 1000 (IT) Series	MF 3300 (IT) Series	MF 3400 (IT) Series
747050M91*	Piston Kit	MF 194 F, 194 S	MF 293, 294, 294 C, 294 S	MF 393 LX/S, 394 AQ/FQ/SQ, 394 F/H/S, 394 SP-PP-AP-GE, 394C, 396 C/CF, 397			
748266Z91*	Piston Kit				MF 1014, 1114		
3637360Z91*	Piston Kit			MF 393 TLX, 394T AQ, 396 CT, 397 T			
3637516Z91*	Piston Kit		MF 274 C/CF	MF 367 CF, 373 LX/S, 374 AQ/FQ/SQ/VQ, 374 F/H/S/V, 374 SP-PP-AP-GE, 376 C/CF/XCF, 377, 383, 383 LX/S, 384 AQ/FQ/SQ/VQ, 384 SP-PP-AP-GE, 387			
3639438Z1*	Piston Kit			MF 393 TLX, 394T AQ, 396 CT, 397 T			
4222134M91* ⁽¹⁶⁰⁾	Piston Kit					MF 3330F, 3330FE, 3330GE, 3350S, 3330V, 3350C, 3350F, 3350FE, 3350GE, 3350S, 3355F, 3355FE, 3355GE, 3365S	
4222722M91*	Piston Kit					MF 3315F, 3315FE, 3315GE, 3315S, 3315V, 3325F, 3325FE, 3325GE, 3325S, 3325V	
4223808M91*	Piston Kit					MF 3315F, 3315FE, 3315GE, 3315S, 3315V, 3325F, 3325FE, 3325GE, 3325S, 3325V	
4223809M91*	Piston Kit					MF 3315F, 3315FE, 3315GE, 3315S, 3315V, 3325F, 3325FE, 3325GE, 3325S, 3325V	
4224456Z91*	Piston Kit			MF 363, 363/ LX/S, 364 AQ/FQ/SQ/VQ, 364 F/S/V, 364 SP-PP-AP-GE, 364 CF, 366 CF			
4226116M91*	Piston Kit			MF 397			

*Part number is used in other MF series models. ○ image of part shown on page 167.

Part Number	Description	MF 100 (IT) Series	MF 200 (IT) Series	MF 300 (IT) Series	MF 1000 (IT) Series	MF 3300 (IT) Series	MF 3400 (IT) Series
Push Rods							
733817M1* (161)	Push Rod	MF 174, 174 C, 174 F, 174 S, 174 V, 184, 184 F, 184 S, 194, 194 C, 194 F, 194 S	MF 273, 274, 274C/ CF/ S/ SK, 283, 284, 284 S, 293, 294, 294C, 294S	MF 367 CF, 373, 373 LX/ S, 374 AQ/ FO/SQ/VQ, 374 FH/S/V, 374 SP-PP-AP-GE, 376 C/CF/XCF, 377, 383, 383 LX/ S, 384 AQ/FO/SQ/VQ, 384 F/S/V, 384 SP-PP-AP-GE, 387, 393, 393 LX/ TLX/ S, 394 AQ/FO/SQ, 394 F/H/S, 394 SP-PP-AP-GE, 394C, 394T AQ, 396C/ CF/ CT, 397, 397T	MF 1000 Series	MF 3330F, 3330FE, 3330GE, 3330S, 3330V, 3340C, 3340F, 3340FE, 3340GE, 3340S, 3340V, 3350C, 3350F, 3350FE, 3350GE, 3350S, 3355C, 3355F, 3355FE, 3355GE, 3355S	MF 3400 Series
Timing Covers							
1447481M91 (162)	Angle Drive				MF 1000 Series		
3637397M91* (163)	Cover	MF 100 (IT) Series 134C/ V, 154, 154 C, 154 F, 154 S, 154 V, 164T/ F/SV	MF 233, 234 C/ S, 253, 254, 254 C/ S, 263T, 264T, 264T S	MF 353, 353 LX, 354 AQ/FO/SQ/VQ, 354 V, 354 SP-PP-AP-GE, 356 CF, 363, 363 LX, 364 AQ/FO/SQ/VQ, 364 F/V, 364 SP-PP-AP-GE, 366 CF			
Timing Gears							
731033M1*	Bush	MF 174, 174 C, 174 F, 174 S, 174 V, 184, 184 F, 184 S, 194, 194 C, 194 F, 194 S	MF 273, 274, 274C/ CF/ S/ SK, 283, 284, 284 S, 293, 294, 294C, 294S	MF 367 CF, 373, 373 LX/ S, 374 AQ/ FO/SQ/VQ, 374 FH/S/V, 374 SP-PP-AP-GE, 376 C/CF/XCF, 377, 383, 383 LX/ S, 384 AQ/FO/SQ/VQ, 384 F/S/V, 384 SP-PP-AP-GE, 387, 393, 393 LX/ TLX/ S, 394 AQ/FO/SQ, 394 F/H/S, 394 SP-PP-AP-GE, 394C, 394T AQ, 396C/ CF/ CT, 397, 397T		MF 3330F, 3330FE, 3330GE, 3330S, 3330V, 3340C, 3340F, 3340FE, 3340GE, 3340S, 3340V, 3350C, 3350F, 3350FE, 3350GE, 3350S, 3355C, 3355F, 3355FE, 3355GE, 3355S	MF 3400 Series
1447752M1*	Bush - Idler Gear	MF 174, 174 C					
4226761M1* (164)	Hub	MF 174, 174 C, 174 F, 174 S, 174 V, 184, 184 F, 184 S, 194, 194 C, 194 F, 194 S	MF 273, 274, 274C/ CF/ S/ SK, 283, 284, 284 S, 293, 294, 294C, 294S	MF 367 CF, 373, 373 LX/ S, 374 AQ/ FO/SQ/VQ, 374 FH/S/V, 374 SP-PP-AP-GE, 376 C/CF/XCF, 377, 383, 383 LX/ S, 384 AQ/FO/SQ/VQ, 384 F/S/V, 384 SP-PP-AP-GE, 387, 393, 393 LX/ TLX/ S, 394 AQ/FO/SQ, 394 F/H/S, 394 SP-PP-AP-GE, 394C, 394T AQ, 396C/ CF/ CT, 397, 397T		MF 3330F, 3330FE, 3330GE, 3330S, 3330V, 3340C, 3340F, 3340FE, 3340GE, 3340S, 3340V, 3350C, 3350F, 3350FE, 3350GE, 3350S, 3355C, 3355F, 3355FE, 3355GE, 3355S	MF 3400 Series

*Part number is used in other MF series models. ○ image of part shown on page 167.



Part Number	Description	MF 100 (IT) Series	MF 200 (IT) Series	MF 300 (IT) Series	MF 1000 (IT) Series	MF 3300 (IT) Series	MF 3400 (IT) Series
731154M1*	Valve Spring - Outer	MF 134CV, 154, 154 C, 154 F, 154 S, 154 V, 164T F/S/V	MF 233, 234 C/CF/S, 253, 254, 254 C/S, 263T, 264T, 264T CF, 264T S	MF 333, 353, 353/LX/S, 354 F/V, 356 CF, 363, 363/LX/S, 364 AQ/FQ/SO/VQ, 364 F/S/V, 364 SP-FP-AP-GE, 364 CF, 366 CF			
732811M1*	Valve - Inlet	MF 134 C	MF 234 S	MF 367 CF, 373 LX/S, 374 AQ/FQ/SO/VQ, 374 FH/S/V, 374 SP-FP-AP-GE, 376 C/CF/XCF, 377, 383, 383 LX/S, 384 AQ/FQ/SO/VQ, 384 F/S/V, 384 SP-FP-AP-GE, 387, 393 LX/TLX/S, 394 AQ/FQ/SQ, 394 FH/S, 394 C, 394T AQ, 396 C/CF/CT, 397, 397T			
735521M1* 165	Valve - Spring - Outer	MF 174, 174 C, 174 F, 174 S, 174 V, 184, 184 F, 184 S, 194, 194 C, 194 F, 194 S	MF 273, 274, 274 C/CF/S/SK, 283, 284, 284 S, 293, 294, 294 C, 294 S	MF 367 CF, 373 LX/S, 374 AQ/FQ/SO/VQ, 374 FH/S/V, 374 SP-FP-AP-GE, 376 C/CF/XCF, 377, 383, 383 LX/S, 384 AQ/FQ/SO/VQ, 384 F/S/V, 384 SP-FP-AP-GE, 387, 393 LX/TLX/S, 394 AQ/FQ/SQ, 394 FH/S, 394 C, 394T AQ, 396 C/CF/CT, 397, 397T	MF 1000 Series		
735525M1*	Valve - Spring - Inner	MF 174, 174 C, 174 F, 174 S, 174 V, 184, 184 F, 184 S, 194, 194 C, 194 F, 194 S	MF 273, 274, 274 C/CF/S/SK, 283, 284, 284 S, 293, 294, 294 C, 294 S	MF 367 CF, 373 LX/S, 374 AQ/FQ/SO/VQ, 374 FH/S/V, 374 SP-FP-AP-GE, 376 C/CF/XCF, 377, 383, 383 LX/S, 384 AQ/FQ/SO/VQ, 384 F/S/V, 384 SP-FP-AP-GE, 387, 393 LX/TLX/S, 394 AQ/FQ/SQ, 394 FH/S, 394 C, 394T AQ, 396 C/CF/CT, 397, 397T			
735820M1*	Valve - Inlet			MF 367 CF, 373 LX, 374 AQ/FQ/SO/VQ, 374 FH/V, 374 SP-FP-AP-GE, 376 C/CF/XCF, 377, 383, 383 LX, 384 AQ/FQ/SO/VQ, 384 F/V, 384 SP-FP-AP-GE, 387, 397	MF 1000 Series		
736185M1*	Washer - Valve Spring	MF 134CV, 154, 154 C, 154 F, 154 S, 154 V, 164T F/S/V	MF 233, 234 C/CF/S, 244 CF, 253, 254, 254 C/CF/S, 263T, 264T, 264T CF, 264T S	MF 333, 334 Y, 353, 353/LX/S, 354 AQ/FQ/SO/VQ, 354 F/S/V, 354 SP-FP-AP-GE, 356 CF, 363, 363/LX/S, 364 AQ/FQ/SO/VQ, 364 F/S/V, 364 SP-FP-AP-GE, 364 CF, 366 CF			
737640M1*	Valve - Exhaust	MF 134 C	MF 234 S				

Valves

*Part number is used in other MF series models. 165 image of part shown on page 167.

Part Number	Description	MF 100 (IT) Series	MF 200 (IT) Series	MF 300 (IT) Series	MF 1000 (IT) Series	MF 3300 (IT) Series	MF 3400 (IT) Series
741466M1*	Valve - Exhaust	MF 174, 174 C, 174 F, 174 S, 174 V, 184, 184 F, 184 S, 194, 194 C, 194 F, 194 S	MF 273, 274, 274 S/ SK, 283, 284, 284 S, 293, 294, 294 C, 294 S	MF 367 CF, 373 LX/ S, 374 AQ/ FQ/ SQ/ VQ, 374 FH/ SV, 374 SP- FP- AP- GE, 376 C/ CF/ XCF, 377, 383, 383 LX/ S, 384 AQ/ FQ/ SQ/ VQ, 384 F/ SV, 384 SP- FP- AP- GE, 387, 393 LX/ TLX/ S, 394 AQ/ FQ/ SQ, 394 FH/ S, 394 C, 394T AQ, 396 C/ CF, 397	MF 1000 Series		
740465M1*	Valve Spring - Inner			MF 367 CF, 373 LX, 374 AQ/ FQ/ SQ/ VQ, 374 FH/ SV, 374 SP- FP- AP- GE, 376 C/ CF/ XCF, 377, 383, 383 LX, 384 AQ/ FQ/ SQ/ VQ, 384 FV, 384 SP- FP- AP- GE, 387, 397	MF 1000 Series		
740467M1*	Valve Spring - Outer			MF 367 CF, 373, 373/ LX, 374 AQ/ FQ/ SQ/ VQ, 374 FH/ SV, 374 SP- FP- AP- GE, 376 C/ CF/ XCF, 377, 383, 383 LX, 384 AQ/ FQ/ SQ/ VQ, 384 FV, 384 SP- FP- AP- GE, 387, 397	MF 1000 Series		
740468M1*	Valve Spring Cap			MF 367 CF, 373, 373/ LX, 374 AQ/ FQ/ SQ/ VQ, 374 FH/ SV, 374 SP- FP- AP- GE, 376 C/ CF/ XCF, 377, 383, 383 LX, 384 AQ/ FQ/ SQ/ VQ, 384 FV, 384 SP- FP- AP- GE, 387, 397	MF 1000 Series		
745534M1*	Valve - Inlet	MF 164T F/ SV	MF 263T, 264T, 264T S				
746698M1* 166	Valve - Cap	MF 174, 174 C, 174 F, 174 S, 174 V, 184, 184 F, 184 S, 194, 194 C, 194 F, 194 S	MF 273, 274, 274 S/ SK, 283, 284, 284 S, 293, 294, 294 C, 294 S	MF 367 CF, 373 LX/ S, 374 AQ/ FQ/ SQ/ VQ, 374 FH/ SV, 374 SP- FP- AP- GE, 376 C/ CF/ XCF, 377, 383, 383 LX/ S, 384 AQ/ FQ/ SQ/ VQ, 384 F/ SV, 384 SP- FP- AP- GE, 387, 393 LX/ TLX/ S, 394 AQ/ FQ/ SQ, 394 FH/ S, 394 C, 394T AQ, 396 C/ CF/ CT, 397, 397T	MF 1000 Series		
746823M1*	Valve - Inlet			MF 393 TLX, 394T AQ, 396 CT, 397 T			
747552M1* 167	Valve - Exhaust	MF 174, 174 C, 184, 194, 194 C	MF 274, 274 C/ CF/ S, 284, 284 S, 294	MF 367 CF, 373 LX/ S, 374 AQ/ FQ/ SQ/ VQ, 374 FH/ SV, 374 SP- FP- AP- GE, 376 C/ CF/ XCF, 377, 383, 383 LX/ S, 384 AQ/ FQ/ SQ/ VQ, 384 F/ SV, 384 SP- FP- AP- GE, 387, 393 LX/ TLX/ S, 394 AQ/ FQ/ SQ, 394 FH/ S, 394 C, 394T AQ, 396 C/ CF/ CT, 397, 397T			
747581M1*	Valve - Exhaust	MF 134V, 154F, 154 S, 154 V, 164T F/ SV	MF 233, 234 C, 253, 254, 254 C/ S, 263T, 264T, 264T S				

*Part number is used in other MF series models. ○ image of part shown on page 167.

Part Number	Description	MF 100 (IT) Series	MF 200 (IT) Series	MF 300 (IT) Series	MF 1000 (IT) Series	MF 3300 (IT) Series	MF 3400 (IT) Series
747697M1* (168)	Valve Spring Cap	MF 134CV, 154, 154 C, 154 F, 154 S, 154 V, 164T F/SW	MF 233, 234 C/CF/S, 244 CF, 253, 254, 254 C/CF/S, 263T, 264T, 264T S	MF 333, 334 V, 353, 353/LX/S, 354 AQ/FO/SQ/VQ, 354 F/SV, 354 SP-PP-AP-GE, 356 CF, 363, 363/LX/S, 364 AQ/FO/SQ/VQ, 364 F/SV, 364 SP-PP-AP-GE, 364 CF, 366 CF			
748309M1*	Valve - Exhaust				MF 1000 Series		
3637041M1* (169)	Seal - Valve Stem	MF 174, 174 C, 174 F, 174 S, 174 V, 184, 184 F, 184 S, 194, 194 C, 194 F, 194 S	MF 273, 274, 274 C/CF/S/SK, 283, 284, 284 S, 293, 294, 294 C, 294 S	MF 367 CF, 373 LX/S, 374 AQ/FO/SQ/VQ, 374 FH/SV, 374 SP-PP-AP-GE, 376 C/CF/XCF, 377, 383, 383 LX/S, 384 AQ/FO/SQ/VQ, 384 F/SV, 384 SP-PP-AP-GE, 387, 393 LX/TLX/S, 394 AQ/FO/SQ, 394 FH/S, 394 C, 394T AQ, 396 C/CF/CT, 397, 397T	MF 1000 Series		
3637528M1* (170)	Valve - Exhaust		MF 264T CF	MF 363, 363/LX/S, 364 AQ/FO/SQ/VQ, 364 F/SV, 364 SP-PP-AP-GE, 364 CF, 366 CF			
3637529M1*	Valve - Exhaust		MF 234 CF, 244 CF, 254 CF, 264T CF	MF 333, 334 V, 353, 353/LX/S, 354 AQ/FO/SQ/VQ, 354 F/SV, 354 SP-PP-AP-GE, 356 CF, 363, 363/LX/S, 364 AQ/FO/SQ/VQ, 364 F/SV, 364 SP-PP-AP-GE, 364 CF, 366 CF			
4222147M91* (171)	Valve - Exhaust					MF 3330F, 3330FE, 3330GE, 3330S, 3330V, 3350C, 3350F, 3350FE, 3350GE, 3350S, 3355C, 3355F, 3355FE, 3355GE, 3355S	
4222149M91*	Valve - Inlet					MF 3330F, 3330FE, 3330GE, 3330S, 3330V, 3350C, 3350F, 3350FE, 3350GE, 3350S, 3355C, 3355F, 3355FE, 3355GE, 3355S	
4222579M1* (172)	Valve - Inlet					MF 3315F, 3315FE, 3315GE, 3315S, 3315V, 3325F, 3325FE, 3325GE, 3325S, 3325V	
4222580M1*	Valve - Exhaust					MF 3315F, 3315FE, 3315GE, 3315S, 3315V, 3325F, 3325FE, 3325GE, 3325S, 3325V	


*Part number is used in other MF series models. ○ image of part shown on page 167.

10+ | EXHAUST





Part Number	Description	TE 20, FE 35, MF 35, MF 35X, MF 65	MF 100 (UK) Series	MF 100 (FR) Series	MF 200 (UK & FR) Series	MF 200 (TR) Series	MF 300 Series	MF 500 Series	MF 600 Series
Elbow Flange Gaskets									
194742M1 ①	Gasket		MF 165, 168, 175, 178, 185, 188	MF 165/ 168/ 185/ 188, 165 MKIII/ 178, 168 MKIII/ 168 F/S	MF 265, 275, 290	MF 265S, 275, 285S, 290	MF 365, 375, 375E, 390, 390E	MF 565, 575, 590	MF 675, 690
825003M1	Gasket	TE 20, FE 35, MF 35	MF 135 Petrol Engine						
3583742M2* ②	Gasket				MF 298		MF 365, 375, 390, 399 (A6.354.4)		MF 698, 699
Exhaust									
4222475M1*	Exhaust - Elbow Gasket	MF 35, MF 35X, MF 65	MF 135, 148, 165	MF 133/ 135 MKIII/ 135 V, 135/ 148 MKIII/ 135/ 145 V/S, 145 MKIII/ 145 V, 152, 152 MKIII/ 152 F/SAV, 155, 158, 158 MKIII/ 158 F/SAV, 165	MF 230, 235, 240, 245, 250, 255, 260, 275	MF 230, 240, 240S	MF 350	MF 550, 560	
Exhaust Pipes									
826990M91 ③	Exhaust Pipe	FE 35, MF 35 Down swept, 23C Engine							



*Part number is used in other MF series models.

Part Number	Description	TE 20, FE 35, MF 35, MF 35X, MF 65	MF 100 (UK) Series	MF 100 (FR) Series	MF 200 (UK & FR) Series	MF 200 (TR) Series	MF 300 Series	MF 500 Series	MF 600 Series
1696602M3	Exhaust Pipe						MF 365, 375, 390 Vertical Exhaust		
1696603M3	Exhaust Pipe						MF 390, 390T, 398, 399		
3598406M2	Exhaust Pipe						MF 365, 375, 390		
3598408M2	Exhaust Pipe						MF 390T, 398, 399		

Exhaust Pipe Caps

180070M1	Clip	TE 20, FE 35, MF 35, MF 35 X	MF 135, 148	MF 130, 133, 135, 145	MF 230, 235, 240, 245, 250, 255	MF 230, 240, 240S			
180365M2	Clip	FE 35, MF 35, MF 35X	MF 135						
192791M91*	Cap				MF 260, 265, 275, 285, 290, 298			MF 560, 565, 575, 590, 592, 595, 595MKII	MF 675, 690, 698, 699
828049M1*	Clip	MF 65	MF 165, 168, 175, 175S, 178, 185, 188	MF 155, 158, 165/168/ 185/188	MF 260, 275				
213998M1	Cap							MF 550	MF 675, 690

Exhaust Pipe Elbows

640010M1	Elbow	FE 35, MF 35	MF 135 Petrol Engine						
824245M1	Elbow	FE 35, MF 35							
897914M1	Elbow	MF 65	MF 165 AD4.203						
897913M1	Elbow		MF 165 (A4.212), 175, 175S						
898011M1	Elbow	MF 35, MF 35X A3.152	MF 135 Vertical Exhaust	MF 133, 135, 152					MF 698
1669647M1	Elbow				MF 298				
1693855M1	Elbow		MF 135, 148	MF 135, 152	MF 230, 235, 240, 245, 250, 255 Vertical Exhaust	MF 230, 240, 240S	MF 340, 342, 350	MF 550	
1696692M3	Elbow						MF 352, 355, 360, 362		

*Part number is used in other MF series models.



Part Number	Description	TE 20, FE 35, MF 35, MF 35X, MF 65	MF 100 (UK) Series	MF 100 (FR) Series	MF 200 (UK & FR) Series	MF 200 (TR) Series	MF 300 Series	MF 500 Series	MF 600 Series
1862807M1 (7)	Elbow		MF 165 (A4.212), 168, 178, 185, 188 Vertical Exhaust	MF 165/ 168/ 185/ 188	MF 265, 275, 290 Vertical Exhaust	MF 265S, 275, 285S, 290	MF 362, 375E, 390E	MF 565, 575, 590 External (outside hood)	MF 675, 690
1874771M3	Elbow				MF 260, 275, 285, 290			MF 590 Internal (through hood)	
1876274M3	Elbow				MF 265, 275			MF 565, 575 Internal (through hood)	
Exhaust Silencers									
890476M93 (8)	Silencer Horizontal	TE 20, FE 35, MF 35, MF 35X	MF 135, 148	MF 133, 135, 145	MF 235, 245, 250, 255	MF 230, 240, 240S			
894291M2	Silencer Vertical	FE 35, MF 35, MF 35X	MF 135, 148	MF 152				MF 550	
898228M94* (9)	Silencer	MF 65	MF 165, 168, 175, 175 S, 178, 185, 188 Vertical Exhaust	MF 155, 158, 165/ 168/ 185/ 188				MF 565, 575, 590	
1672994M93	Silencer				MF 260, 265, 275, 285, 290			MF 565, 575, 590 Internal (through hood)	
1680877M92	Silencer								MF 675, 690
1683796M3	Silencer				MF 240, 250			MF 550	
1693294M1	Silencer				MF 298				MF 698, 699
1694961M5 (10)	Silencer						MF 365, 375, 390 Vertical Exhaust		
1694963M5	Silencer						MF 390, 390T, 398		
3600200M91	Silencer				MF 298			MF 592, 595, 595MKII	
3821781M91 (11)	Silencer				MF 230, 240, 250 Vertical Exhaust	MF 230, 240, 240S	MF 340, 342, 350, 352, 355, 360		
3821782M91	Silencer				MF 265, 275, 290 Vertical Exhaust	MF 265S, 275, 285S, 290	MF 362, 375E, 390E	MF 565, 575, 590 External (outside hood)	

*Part number is used in other MF series models.



EXHAUST

MF 2000 - MF 8200 Series

Part Number	Description	MF 2000/5 Series	MF 3000 Series	MF 3100 Series	MF 3600 Series	MF 4200 Series	MF 4300 Series	MF 5400 Series (Tier 2)	MF 6100 Series	MF 6200 Series	MF 6400 Series (Tier 2)	MF 8100 Series	MF 8200 Series
Elbow Flange Gaskets													
3583742M2*	Gasket		MF 3080, 3085, 3090, 3095	MF 3115		MF 4260, 4270	MF 4325, 4335, 4360	MF 5425, 5435	MF 6160, 6170	MF 6260			
Exhaust													
4222475M1*	Exhaust - Elbow Gasket					MF 4215, 4220	MF 4315, 4320						
Exhaust Pipes													
3383014M7	Tail Pipe - Exhaust		MF 3000 Series	MF 3115, 3120		MF 4200 Series	MF 4300 Series	MF 5425, 5435, 5445, 5455	MF 6110, 6120, 6130, 6140, 6150, 6170, 6180, 6190	MF 6235, 6245, 6260	MF 6445, 6455		
3615085M1	Exhaust Pipe			MF 3125	MF 3635, 3645, 3655, 3680, 3690				MF 6190			MF 8110, 8130	
3825361M2	Tail Pipe - Exhaust							MF 5465, 5470					

*Part number is used in other MF series models.



Part Number	Description	MF 2000/5 Series	MF 3000 Series	MF 3100 Series	MF 3600 Series	MF 4200 Series	MF 4300 Series	MF 5400 (Tier 2) Series	MF 6100 Series	MF 6200 Series	MF 6400 (Tier 2) Series	MF 8100 Series	MF 8200 Series
Exhaust Pipe Caps													
3387748M1	Cap		MF 3050, 3060, 3065, 3070, 3080, 3085, 3090, 3095	MF 3115									
3615086M1 ⁽¹⁴⁾	Cap			MF 3125	MF 3635, 3645, 3655, 3670, 3680, 3690				MF 6190			MF 8110, 8130, 8150, 8160	
70244344V	Cap	MF 2620, 2625, 2640, 2645			MF 3610								
70269408V ⁽¹⁵⁾	Cap	MF 2680, 2685, 2720, 2725			MF 3630, 3650, 3680								
Exhaust Silencers													
3041515M94 ⁽¹⁶⁾	Silencer	MF 2620, 2625, 2640, 2645											
3322356M1	Silencer	MF 2680, 2685, 2720, 2725											
3388433M1*	Silencer		MF 3070										
3388434M1	Silencer		MF 3050, 3060						MF 6110, 6120				
3615084M1	Silencer			MF 3125	MF 3635, 3645								
3789378M2	Silencer										MF 6465, 6475, 6480		
3808566M1 ⁽¹⁷⁾	Silencer					MF 4225, 4235, 4240							

*Part number is used in other MF series models.

Part Number	Description	MF 2000/5 Series	MF 3000 Series	MF 3100 Series	MF 3600 Series	MF 4200 Series	MF 4300 Series	MF 5400 (Tier 2) Series	MF 6100 Series	MF 6200 Series	MF 6400 (Tier 2) Series	MF 8100 Series	MF 8200 Series
3808697M1	Silencer					MF 4260, 4270							
3814606M2	Silencer					MF 4245, 4255, 4265	MF 4345, 4355, 4365		MF 6130, 6140				
4286760M4	Silencer										MF 6485, 6490, 6495		
4272144M1 ⁽¹⁸⁾	Silencer							MF 5425, 5435, 5445, 5455 Vertical - Centre Exhaust			MF 6445, 6455		



(15)



(16)



(17)



(18)



(19)



(20)



(21)

EXHAUST

MF 100 (IT) - MF 3400 (IT) Series


Part Number	Description	MF 100 (IT) Series	MF 200 (IT) Series	MF 300 (IT) Series	MF 1000 (IT) Series	MF 3300 (IT) Series	MF 3400 (IT) Series
4222475M1* ⁽¹⁹⁾	Exhaust - Elbow Gasket	MF 134CM, 154, 154 C, 154 F/SW	MF 233, 234 C/CF/S, 244 CF, 253, 254, 254 C/CF	MF 333, 334 V			
Exhaust							

*Part number is used in other MF series models.



Part Number	Description	MF 100 (IT) Series	MF 200 (IT) Series	MF 300 (IT) Series	MF 1000 (IT) Series	MF 3300 (IT) Series	MF 3400 (IT) Series	
Exhaust Pipe Caps								
828049M1* (20)	Clip	MF 134C/V, 154, 154/C, 154 F, 154 S, 174, 174 C, 174 F, 174 S, 184, 184 F, 184 S, 194, 194 C, 194 F, 194 S	MF 233, 234 C/CF/S, 244 CF, 253, 254, 254 C/CF/S, 263T, 264, 264T, 264T CF, 264T S, 273, 274, 274C/CF/S/SK, 283, 284, 284 S, 293, 294, 294C, 294S	MF 333, 334 V, 353, 353 LX/S, 354 F/S/V, 354 SP-FP-AP-GE, 363, 363 LX/S, 364 AQ/FO/SO/MQ, 364 F/S/V, 364 SP-FP-AP-GE, 364 CF, 373, 373 LX/S, 374 AQ/FO/SO/MQ, 374 F/H/S/V, 374 SP-FP-AP-GE, 376 C/CF/XCF, 377, 383, 383 LX/S, 384 AQ/FO/SO/MQ, 384 F/S/V, 384 SP-FP-AP-GE, 387, 393, 393 LX/S, 394 AQ/FO/SQ, 394 F/H/S, 394 SP-FP-AP-GE, 394C, 396, 396 CF, 397				
190915M91 (21)	Cap	MF 134 V, 154, 154 F, 154 S, 154 V, 164T/F/S/V, 174, 174 F, 174 S, 174 V, 184 F, 184 S, 194 F, 194 S	MF 233, 234 C/CF/S, 244 CF, 253, 254, 254 C/CF/S, 263T, 264T, 264T CF, 264T S, 273, 274, 274C/CF/S/SK, 283, 284, 284 S, 293, 294, 294C, 294S	MF 333, 334 V, 353, 353 LX/S, 354 F/S/V, 354 SP-FP-AP-GE, 363, 363 LX/S, 364 AQ/FO/SO/MQ, 364 F/S/V, 364 SP-FP-AP-GE, 364 CF, 373, 373 LX/S, 374 AQ/FO/SO/MQ, 374 F/H/S/V, 374 SP-FP-AP-GE, 376 C/CF/XCF, 377, 383, 383 LX/S, 384 AQ/FO/SO/MQ, 384 F/S/V, 384 SP-FP-AP-GE, 387, 393, 393 LX/S, 394 AQ/FO/SQ, 394 F/H/S, 394 SP-FP-AP-GE, 394C, 396C/CF, 397				
192791M91*	Cap			MF 393 TLX, 394T AQ, 396 CT, 397T				
1498008M1 (22)	Cap				MF 1134			
Exhaust Pipe Elbows								
3300939M2 (23)	Elbow	MF 134C/V, 154, 154/C, 154 F, 154 V	MF 233, 234 C/CF/S, 244 CF, 253, 254, 254 C/CF/S	MF 333, 334 V, 353, 354 F/S/V, 354 SP-FP-AP-GE				

*Part number is used in other MF series models.



Part Number	Description	MF 100 (IT) Series	MF 200 (IT) Series	MF 300 (IT) Series	MF 1000 (IT) Series	MF 3300 (IT) Series	MF 3400 (IT) Series
E3300940M1 ⁽²⁴⁾	Elbow	MF 154 S, 164T/F/SW, 174 C, 174 F, 174 S, 174 V, 184, 184 F, 184 S, 194, 194 C, 194 F, 194 S	MF 263T, 264T, 264T CF, 264T S, 273, 274, 274C/CF/S, 283, 284, 293, 294, 294C	MF 364 CF, 373, 374 F/H/SV, 374 SP-FP-AP-GE, 376 C/CF/CF, 383, 384 F/SV, 384 SP-FP-AP-GE, 393, 394C, 394 F/H/S, 394 SP-FP-AP-GE, 396C/CF			
Exhaust Silencers							
898228M94* ⁽²⁵⁾	Silencer	MF 134 C, 154, 154 C, 154 F, 154 S, 174, 174 C, 174 F, 174 S, 184, 184 F, 184 S, 194, 194 C, 194 F, 194 S	MF 234 C/CF/S, 254, 254 C/CF/S, 263T, 264T, 264T CF, 264T S, 274, 274 C/CF/S/SK, 284, 284 S, 294, 294 C, 294 S				
3306486M91 ⁽²⁶⁾	Silencer	MF 174 F, 174 S, 174 V, 184 F, 184 S, 194 F, 194 S		MF 374 AQ/FO/SQ/VQ, 374 F/H/SV, 374 SP-FP-AP-GE, 384 AQ/FO/SQ/VQ, 384 F/SV, 384 SP-FP-AP-GE, 394 AQ/FO/SQ, 394 F/H/S, 394 SP-FP-AP-GE			
3308525M91	Silencer		MF 234 CF, 244 CF, 254 CF	MF 356 CF			
3309397M91	Silencer	MF 134 V, 154 F, 154 S, 154 V		MF 334 V, 354 F/SV, 354 SP-FP-AP-GE			
3388433M1* ⁽²⁷⁾	Silencer			MF 397T			



*Part number is used in other MF series models.



Part Number	Description	MF 100 (IT) Series	MF 200 (IT) Series	MF 300 (IT) Series	MF 1000 (IT) Series	MF 3300 (IT) Series	MF 3400 (IT) Series
3530335M91	Silencer	MF 134 V, 154 F, 154 S, 154 V, 164T/FSV, 174 F, 174 S, 174 V, 184 F, 184 S, 194 F, 194 S	MF 233, 234 CF, 244 CF, 253, 254 CF, 264T S, 273, 274C/CF, 283, 284, 293, 294, 294C	MF 333, 334 V, 353, 353 LX/S, 354 F/SV, 354 SP-FP-AP-GE, 363, 363 LX/S, 364 AQ/FQ/SO/MQ, 364 F/SV, 364 SP-FP-AP-GE, 364 CF, 373, 373 LX/S, 374 AQ/FQ/SO/MQ, 374 F/H/SV, 374 SP-FP-AP-GE, 376 C/CF/XCF, 377, 383, 383 LX/S, 384 AQ/FQ/SO/MQ, 384 F/SV, 384 SP-FP-AP-GE, 387, 393, 393 LX/TLX/S, 394 AQ/FQ/SO, 394 F/H/S, 394 SP-FP-AP-GE, 394C, 396, 396C/CF, 397			
3545760M93	Silencer			MF 393 TLX, 396 CT			
3547589M91	Silencer			MF 354 AQ/FQ/SO, 364 AQ/FQ/SO, 374 AQ/FQ/SO, 384 AQ/FQ/SO, 394 AQ/FQ/SO			
E3301158M94 ⁽²⁶⁾	Silencer				MF 1014		
E3308555M91	Silencer		MF 274 CF	MF 367 CF, 376 CF/XCF, 396 CF			
E3531689M92	Silencer	MF 154 F, 154 S, 164T/FSV, 174 F, 174 S, 184 F, 184 S, 194 F, 194 S		MF 354 F/S, 354 SP-FP-AP-GE, 364 F/S, 364 SP-FP-AP-GE, 374 F/H/S, 374 SP-FP-AP-GE, 384 F/S, 384 SP-FP-AP-GE, 394 F/H/S, 394 SP-FP-AP-GE			

*Part number is used in other MF series models. image of part shown on page 185.

10+ FILTERS





Part Number	Description	TE 20, FE 35, MF 35, MF 35X, MF 65	MF 100 (UK) Series	MF 100 (FR) Series	MF 200 (UK & FR) Series	MF 200 (TR) Series	MF 300 Series	MF 500 Series	MF 600 Series
Air Filters									
001210U91 ①	Oil Bath Air Cleaner Assembly		MF 135	MF 133/ 135 MKIII/ 135 V, 135/148 MKIII/ 135/145 VS, 145, 145 MKIII/145 V	MF 230, 235, 240, 245, 250, 255	MF 230, 240, 240S			
893226M91 ②	Air Pre-Filter	MF 35, MF 35X		MF 133, 135, 145					
1508881M1*	Air Pre-Filter Bowl				MF 230, 240, 275, 290	MF 200 (TR) Series	MF 342, 352, 362, 365, 375, 375E, 390, 390E, 390T, 398, 399		MF 698T
1679693M91*	Air Pre-Filter				MF 260, 265, 275, 285, 290		MF 375E, 390E	MF 550, 560, 565, 575, 590	MF 675, 690
1693129M1*	Air Pre-Filter						MF 365, 375, 390, 390T, 398, 399		MF 698T, 699
1698683M1*	Air Filter Element - Inner Dry				MF 260			MF 560	
1698684M1*	Air Filter Element - Outer Dry				MF 260			MF 560	
1886637M91 ③	Air Filter Element - Outer Dual Element Air Filter		MF 135, 148						
1886638M91	Air Filter Element - Inner Dual Element Air Filter		MF 135, 148						
1887575M91	Air Filter Element - Inner		MF 165, 168, 185, 188						
3473916M91	Air Pre-Filter Cap				MF 230, 240, 250, 265, 275, 290, 298		MF 340, 342, 350, 352, 355, 360, 362, 375E, 390E		
3595486M92 ④	Dry Air Cleaner Assembly - Over Bonnet						MF 365, 375, 390, 390T, 398, 399		
3595487M91	Dry Air Cleaner Assembly - Under Bonnet						MF 365, 375, 390, 390T, 398, 399		
3639424M1*	Air Pre-Filter Bowl						MF 399 (1006.6)		

*Part number is used in other MF series models. ○ image of part shown on page 191.

Part Number	Description	TE 20, FE 35, MF 35, MF 35X, MF 65	MF 100 (UK) Series	MF 100 (FR) Series	MF 200 (UK & FR) Series	MF 200 (TR) Series	MF 300 Series	MF 500 Series	MF 600 Series
3761802M1*	Air Filter - Pre-Cleaner			MF 165/168/185/188, 165 MKIII/178, 168 MKIII/168 F/S	MF 230, 240, 250, 260, 265, 275, 285, 290, 298	MF 200 (TR) Series	MF 340, 342, 350, 352, 355, 360, 362, 375E, 390E		
3824035M1	Air Filter Element - Outer				MF 265, 275, 290	MF 200 (TR) Series	MF 375E, 390E		MF 675, 690
3824036M1	Air Filter Element - Inner				MF 230, 240, 265, 275, 290	MF 200 (TR) Series	MF 375E, 390E		MF 675, 690
70257029*	Air Filter Element - Inner								MF 698T, 699
4296238M1*	Air Conditioning Filter						MF 365, 375, 390, 390T, 398, 399		
Engine									
894976M92	Engine Oil Filter	TE 20, FE 35, MF 35 23C Engine							
1447031M2*	Oil Filter - Engine					MF 265S, 285S	MF 399		MF 699
1447048M2*	Oil Filter - Engine		MF 165 (A4.212), 168, 175, 175S, 178, 185, 188 Spin off type	MF 168MKIII, 168F/S	MF 265, 275, 290, 298	MF 265S, 275, 285S, 290	MF 362, 375, 375E, 390, 390E, 390T, 398	MF 565, 575, 590, 592, 595, 595MKII	MF 675, 690, 698, 698T
1447082M2*	Engine Oil Filter		MF 135, 148, 165	MF 133/135 MKIII/135 V, 135/148 MKIII/135/145 V/S, 145, 145 MKIII/145 V, 152, 152 MKIII/152 F/S/V, 155, 158, 158 MKIII/158 F/S/V	MF 230, 235, 240, 245, 250, 255, 260	MF 230, 240, 240S			
1882916M91*	Oil Filter - Engine	FE 35, MF 35	MF 135, 165, 168, 175, 175S, 178, 185, 188	MF 165/168/185/188					
1883258M92*	Engine Oil Filter	MF 35, MF 35X, MF 65	MF 148, 165 (AD4.203)	MF 133, 135, 140, 145, 158 Element type					
Fuel Filters									
1004498M1	Glass Bowl - Fuel Filter	TE 20, FE 35, MF 35, MF 35X, MF 65 A3.152 Diesel, Petrol, VO, LO Engines	MF 135, 165 (AD4.203)	MF 135, 145, 152 MKIII/152 F/S					
1024386M1*	Bowl - Fuel Filter Deep Bowl		MF 165		MF 240, 275, 290	MF 230, 240, 240S	MF 300 Series		MF 698T
1850450M2	Fuel Filter	TE 20, FE 35, MF 35, MF 35X - 23C and A3.152 Engines , MF 65							
1894736M91	Fuel Filter	MF 35, MF 35X							
3405418M2*	Fuel Filter	MF 35, MF 35X	MF 135, 148, 165, 175, 178, 185, 188	MF 100 (FR) Series	MF 230, 235, 240, 245, 250, 255, 260, 265, 275, 290	MF 200 (TR) Series	MF 340, 342, 350, 352, 355, 360, 362, 375E, 390E, 399	MF 550, 592, 595, 595MKII	MF 698

*Part number is used in other MF series models. ○ image of part shown on page 191.



Part Number	Description	TE 20, FE 35, MF 35, MF 35X, MF 65	MF 100 (UK) Series	MF 100 (FR) Series	MF 200 (UK & FR) Series	MF 200 (TR) Series	MF 300 Series	MF 500 Series	MF 600 Series
3907536M1*	Bowl - Fuel Filter Shallow Bowl			MF 133/ 135 MKII/ 135 V, 135/ 148 MKIII/ 135/ 145 V/S, 145, 145 MKII/ 145 V, 152, 152 MKII/ 152 F/S/V, 155, 158, 158 MKII/ 158 F/S/V, 165/ 168/ 185/ 188, 165 MKII/ 178, 168 MKII/ 168 F/S	MF 230, 235, 240, 245, 250, 255, 260, 265, 275, 290	MF 230, 240, 240S	MF 375E, 390E	MF 560, 575, 590	MF 675, 690
4224811M1*	Fuel Filter Element					MF 275, 290			
Hydraulic Filters									
191855M4 ⁽¹⁾	Auxiliary Hydraulic Filter		MF 135, 165, 175, 178	MF 165 MKII/ 178					
521451M1	Filter - Hydraulic Pump	FE 35, MF 35, MF 35X, MF 65	MF 148, 165, 168, 175, 175S, 178, 185, 188	MF 145, 165 MKII/ 178				MF 595/ 595MKII	
1636924M4*	Hydraulic Filter - Element Type								
1687042M91 ⁽²⁾	Filter - Hydraulic Pump		MF 135, 148, 165, 168, 175, 178, 185, 188	MF 133, 135, 133/ 135 MKII/ 135 V, 135/ 148 MKII/ 135/ 145 V/S, 145 MKII/ 145 V, 152, 152 MKII/ 152 F/S/V, 155, 158, 158 MKII/ 158 F/S/V, 165/ 168/ 185/ 188, 165 MKII/ 178, 168 MKII/ 168 F/S	MF 230, 235, 240, 245, 250, 255, 265, 275, 285, 290, 298		MF 340, 350, 355, 360, 362, 365, 375, 375E, 390, 390E, 390T, 398, 399	MF 550, 565, 575, 590, 595, 595MKII	MF 675, 690
1810539M92	Auxiliary Hydraulic Filter		MF 135, 148, 165, 168, 185, 188	MF 133, 135, 133/ 135 MKII/ 135 V, 152, 152 MKII/ 152 F/S/V, 155, 158, 158 MKII/ 158 F/S/V, 165/ 168/ 185/ 188, 168 MKII/ 168 F/S	MF 235, 240, 245, 250, 255, 260, 265, 275, 285, 290			MF 550, 560, 565, 575, 590, 595, 595MKII	


*Part number is used in other MF series models. ○ image of part shown on page 191.



1




2




3



4



5



6




7



8




9



10



11




12



13



14



15



16



17



18



19



20



21



22



Part Number	Description	TE 20, FE 35, MF 35, MF 35X, MF 65	MF 100 (UK) Series	MF 100 (FR) Series	MF 200 (UK & FR) Series	MF 200 (TR) Series	MF 300 Series	MF 500 Series	MF 600 Series
Steering Pump Filters									
1052097M1	Steering Pump Filter				MF 230, 240, 250			MF 550	
1645894M91	Steering Pump Filter		MF 165, 168, 185, 188					MF 575, 590, 592, 595, 595MKII	
1662566M2 ⁽¹³⁾	Steering Pump Filter		MF 165, 168, 185, 188	MF 158 MKIII/158 F/S/V, 165/168/185/188, 168 MKIII/168 F/S	MF 260, 265, 275, 285, 290, 298	MF 265S, 285S	MF 362, 365, 375, 375E, 390, 390E	MF 560, 565, 575, 590, 592, 595, 595MKII	MF 675, 690, 698, 698T
1883318M2	Steering Pump Filter		MF 165, 168, 175, 175S, 178, 185, 188	MF 165 MKIII/178					
1886135M1	Steering Pump Filter		MF 135, 148		MF 230, 235, 240, 245, 250, 255		MF 340, 342, 350, 352, 355, 360	MF 550	

Part Number	Description	MF 2000/5 Series	MF 3000 Series	MF 3100 Series	MF 3600 Series	MF 4200 Series	MF 4300 Series	MF 5400 (Tier 2) Series	MF 6100 Series	MF 6200 Series	MF 6400 (Tier 2) Series	MF 8100 Series	MF 8200 Series
Air Filters													
1508881M1* ⁽¹⁴⁾	Air Pre-Filter Bowl		MF 3000 Series	MF 3115					MF 6110, 6120, 6130, 6140, 6150, 6160, 6170, 6180				
1693129M1*	Air Pre-Filter		MF 3000 Series	MF 3115					MF 6100 Series				

*Part number is used in other MF series models. ○ image of part shown on page 191.

Part Number	Description	MF 2000/5 Series	MF 3000 Series	MF 3100 Series	MF 3600 Series	MF 4200 Series	MF 4300 Series	MF 5400 Series (Tier 2) Series	MF 6100 Series	MF 6200 Series	MF 6400 Series (Tier 2) Series	MF 8100 Series	MF 8200 Series
3310355M91*	Air Filter Element - Outer High Visibility		MF 3050, 3060, 3065						MF 6110, 6120, 6130, 6140				
3618839M1*	Air Pre-Filter			MF 3120					MF 6160, 6170, 6180				
3639424M1* (15)	Air Pre-Filter Bowl	MF 2640, 2680		MF 3120					MF 6160, 6170, 6180				
3782386M1 (16)	Air Filter Element - Outer										MF 6485, 6490, 6495		MF 8240, 8250, 8260
3782387M1 (17)	Air Filter Element - Inner										MF 6485, 6490, 6495		MF 8240, 8250, 8260
3901462M2	Air Filter Element - Outer L=319.3mm					MF 4215, 4220, 4225, 4235, 4240	MF 4315, 4320, 4325, 4335						
3901463M2	Air Filter Element - Inner L=305mm					MF 4215, 4220, 4225, 4235, 4240	MF 4315, 4320, 4325, 4335						
3901464M2 (18)	Air Filter Element - Outer					MF 4215, 4220, 4225, 4235, 4240, 4245, 4255, 4265	MF 4315, 4320, 4325, 4335, 4345, 4355	MF 5425, 5435, 5445, 5455		MF 6235, 6245, 6255	MF 6445, 6455		
3901465M2 (19)	Air Filter Element - Inner High Visibility, L=345mm					MF 4215, 4220, 4225, 4235, 4240, 4245, 4255, 4265	MF 4315, 4320, 4325, 4335, 4345, 4355	MF 5425, 5435, 5445, 5455 Sleep Nose		MF 6235, 6245, 6255	MF 6445, 6455		
3901477M2	Air Filter Element - Outer					MF 4260, 4265, 4270	MF 4360, 4365, 4370			MF 6270, 6280, 6290			MF 8210, 8220
3901478M2	Air Filter Element - Inner					MF 4260, 4265, 4270	MF 4360, 4365, 4370			MF 6270, 6280, 6290			MF 8210, 8220
70257029*	Air Filter Element - Inner		MF 3000 Series	MF 3115, 3120					MF 6110, 6120, 6130, 6140, 6150, 6160, 6170, 6180				
4271467M1	Air Filter Element - Outer							MF 5465			MF 6465, 6475, 6480		
4271468M1	Air Filter Element - Inner							MF 5465			MF 6465, 6475, 6480		
4296238M1* (20)	Air Conditioning Filter	MF 2620, 2640, 2645, 2680, 2685, 2720, 2725	MF 3000 Series	MF 3100 Series	MF 3600 Series	MF 4225, 4235, 4240, 4245, 4255, 4260, 4265, 4270	MF 4325, 4335, 4345, 4355, 4360, 4365, 4370	MF 5400 Series	MF 6100 Series	MF 6200 Series	MF 6400 Series		
H117200090150	Air Filter Element - Outer L=373.8mm					MF 4225, 4235, 4240, 4245, 4255, 4260, 4265, 4270	MF 4345, 4355, 4360, 4365, 4370	MF 5425, 5435, 5445, 5455		MF 6235, 6245, 6255, 6260, 6265	MF 6445, 6455		

*Part number is used in other MF series models. ○ image of part shown on page 191.



Part Number	Description	MF 2000/5 Series	MF 3000 Series	MF 3100 Series	MF 3600 Series	MF 4200 Series	MF 4300 Series	MF 5400 (Tier 2) Series	MF 6100 Series	MF 6200 Series	MF 6400 (Tier 2) Series	MF 8100 Series	MF 8200 Series
H117200090160 (21)	Air Filter Element - Inner L=360mm					MF 4225, 4235, 4240, 4245, 4255, 4260, 4265, 4270	MF 4345, 4355, 4360, 4365, 4370	MF 5425, 5435, 5445, 5455		MF 6235, 6245, 6255, 6260, 6265	MF 6445, 6455		
Cab Filters													
3380431M1	Cab Filter	MF 2000/5 Series											
3388840M3 (22)	Cab Filter High Visibility Roof		MF 3000 Series	MF 3100 Series	MF 3600 Series	MF 4200 Series	MF 4300 Series	MF 5400 Series	MF 6100 Series	MF 6200 Series	MF 6400 Series	MF 8100 Series	MF 8200 Series
3389746M2 (23)	Cab Filter High Visibility Roof, Carbon Filter		MF 3050, 3060, 3065, 3070, 3080, 3090	MF 3115, 3125	MF 3610, 3630, 3645, 3650, 3655, 3680	MF 4200 Series	MF 4300 Series	MF 5425, 5435, 5445, 5455, 5465, 5470		MF 6200 Series	MF 6400 Series		MF 8200 Series
3786649M3 (24)	Cab Filter Standard Roof, 200 x 500							MF 5400 Series			MF 6400 Series		
4271140M3	Cab Filter Standard Roof, Carbon Filter							MF 5400 Series			MF 6400 Series		
Engine													
1447031M2*	Oil Filter - Engine	MF 2620, 2625, 2640, 2645, 2680 < S, 271212	MF 3075, 3080, 3085, 3090, 3095	MF 3100 Series	MF 3610, 3635 (NB 31262)	MF 4245, 4255, 4260, 4265, 4270	MF 4325, 4335, 4360, 4365, 4370	MF 5425, 5435, 5445, 5455, 5460	MF 6130, 6140, 6150, 6160, 6170, 6180, 6190	MF 6200 Series	MF 6445, 6455, 6460, 6470	MF 8110, 8120	
1447048M2*	Oil Filter - Engine	MF 2680 S, 271213 > 2685, 2720, 2725	MF 3050, 3060, 3065, 3070	MF 3125 < 556220X	MF 3630, 3635 (NB 31245), 3645, 3650, 3655	MF 4215, 4220, 4225, 4235, 4240	MF 4315, 4320, 4335	MF 5465	MF 6110, 6120		MF 6465, 6475, 6480	MF 8120, 8130	MF 8210, 8220

*Part number is used in other MF series models. ○ image of part shown on page 191.

Part Number	Description	MF 2000/5 Series	MF 3000 Series	MF 3100 Series	MF 3600 Series	MF 4200 Series	MF 4300 Series	MF 5400 Series (Tier 2)	MF 6100 Series	MF 6200 Series	MF 6400 Series (Tier 2)	MF 8100 Series	MF 8200 Series
V836679586 ⁽²⁵⁾	Oil Filter - Engine				MF 3670, 3690			MF 5470			MF 6485, 6490, 6495, 6497, 6499	MF 8140, 8150, 8160	MF 8240, 8250, 8260
V836862582 ⁽²⁶⁾	Oil Filter - Engine											MF 8170, 8180	MF 8270, 8280
Fuel Filters													
1024366M1*	Bowl - Fuel Filter Deep Bowl		MF 3075, 3085, 3095	MF 3100 Series	MF 3635, 3645, 3655, 3680	MF 4200 Series	MF 4300 Series		MF 6100 Series			MF 8100 Series	
3405418M2* ⁽²⁷⁾	Fuel Filter	MF 2000/5 Series	MF 3080, 3085, 3090, 3095	MF 3115, 3125	MF 3645, 3655	MF 4200 Series	MF 4300 Series		MF 6170, 6180	MF 6245, 6255, 6260, 6265, 6270, 6280, 6290		MF 8120	MF 8210, 8220
3638510M2* ⁽²⁸⁾	Fuel Filter		MF 3075, 3085, 3095	MF 3120, 3125	MF 3635, 3645, 3655				MF 6100 Series			MF 8110, 8120, 8130	
3780299M1 ⁽²⁹⁾	Fuel Filter Element							MF 5465		MF 6200 Series	MF 6465, 6475, 6480, 6497, 6499		MF 8200 Series
3780931M1	Fuel Filter Element							MF 5465		MF 6200 Series			MF 8200 Series
3907536M1* ⁽³⁰⁾	Bowl - Fuel Filter Shallow Bowl		MF 3050, 3060, 3065, 3070, 3085, 3095		MF 3655	MF 4225, 4235, 4240, 4245, 4255, 4265	MF 4325, 4335, 4345, 4355, 4365			MF 6235, 6245, 6255			
4224811M1* ⁽³¹⁾	Fuel Filter Element							MF 5445, 5455, 5460			MF 6445, 6455, 6460, 6470		
4224701M2	Fuel Filter Element							MF 5465			MF 6465, 6475, 6480		
V835330014	Seal - Fuel Filter				MF 3670, 3680, 3690							MF 8140, 8150, 8160, 8170, 8180	MF 8240, 8250, 8260, 8270, 8280
V835330015 ⁽³²⁾	Seal - Fuel Filter				MF 3670, 3680, 3690							MF 8140, 8150, 8160, 8170, 8180	MF 8240, 8250, 8260, 8270, 8280
V836015147	Seal - Fuel Filter Bowl				MF 3670, 3680, 3690							MF 8140, 8150, 8160, 8170, 8180	MF 8240, 8250, 8260, 8270, 8280
V836015918 ⁽³³⁾	Washer - Fuel Filter Head				MF 3670, 3680, 3690							MF 8140, 8150, 8160, 8170, 8180	MF 8240, 8250, 8260, 8270, 8280
V836015919 ⁽³⁴⁾	O Ring - Fuel Filter Head				MF 3670, 3680, 3690							MF 8140, 8150, 8160, 8170, 8180	MF 8240, 8250, 8260, 8270, 8280
V836862600	Fuel Filter Element							MF 5470			MF 6485, 6490, 6495, 6497, 6499		

*Part number is used in other MF series models. ○ image of part shown on page 197.



Part Number	Description	MF 2000/5 Series	MF 3000 Series	MF 3100 Series	MF 3600 Series	MF 4200 Series	MF 4300 Series	MF 5400 (Tier 2) Series	MF 6100 Series	MF 6200 Series	MF 6400 (Tier 2) Series	MF 8100 Series	MF 8200 Series
V836862602	Fuel Filter Element							MF 5470			MF 6485, 6490, 6495, 6497, 6499		
Hydraulic Filters													
1636924M4* ³⁵	Hydraulic Filter - Element Type	MF 2620, 2640, 2680, 2720											
3383386M92 ³⁶	Hydraulic Filter - Cannister Type	MF 2000/5 Series											
3386701M3	Hydraulic Filter				MF 3600 Series							MF 8110, 8120, 8130, 8140, 8150, 8160	
3581032M3 ³⁷	Hydraulic Filter		MF 3050, 3060, 3065, 3070, 3080, 3090, 3095	MF 3115, 3125									
3618662M2	Hydraulic Filter				MF 3635, 3645, 3655, 3670, 3690			MF 5445, 5455, 5460, 5465, 5470	MF 6100 Series	MF 6200 Series	MF 6400 Series	MF 8100 Series Load sensing	MF 8200 Series
3619594M1*	Filter Element		MF 3050, 3060, 3065, 3075, 3085, 3095	MF 3120, 3125					MF 6110, 6120, 6130, 6140, 6150, 6160, 6170, 6180				
3714453M2	Filter Element - Hydraulic Pump (LH) L=98mm								MF 6100 Series	MF 6200 Series	MF 6400 Series	MF 8170, 8180	MF 8200 Series
3790002M1	Filter Element - Hydraulic Pump (LH)							MF 5445, 5455, 5460, 5465, 5470			MF 6400 Series	MF 8170, 8180	MF 8200 Series

*Part number is used in other MF series models. ○ image of part shown on page 197.



25



26



27



28



29



30



31



32



33



34



35



36



37



38



39




40




41




42



43



44



45



46



47



48



Part Number	Description	MF 2000/5 Series	MF 3000 Series	MF 3100 Series	MF 3600 Series	MF 4200 Series	MF 4300 Series	MF 5400 (Tier 2) Series	MF 6100 Series	MF 6200 Series	MF 6400 (Tier 2) Series	MF 8100 Series	MF 8200 Series
4300400M1	Hydraulic Filter				MF 3635, 3645, 3655, 3670, 3690			MF 5400 Series			MF 6445, 6455, 6460, 6465, 6470, 6475, 6480, 6485, 6490, 6495 with DYNA-6	MF 8110, 8120, 8130, 8140, 8150, 8160 Load sensing	
4303303M1 ⁽³⁹⁾	Hydraulic Filter		MF 3000 Series	MF 3100 Series				MF 5425, 5435, 5445, 5455, 5460, 5465	MF 6100 Series	MF 6200 Series	MF 6445, 6455, 6460, 6465, 6470, 6475, 6480		
4305928M91 ⁽³⁹⁾	Hydraulic Filter		MF 3000 Series	MF 3100 Series		MF 4225, 4235, 4240, 4245, 4255, 4260, 4265, 4270	MF 4325, 4335, 4345, 4355, 4360, 4365, 4370	MF 5400 Series	MF 6100 Series 6110, 6120, 6130, 6140, 6150, 6160, 6170, 6180, 6190	MF 6200 Series	MF 6445, 6455, 6460, 6465, 6470, 6475, 6480, 6485, 6490, 6495		
F716961020010	Auxiliary Distributor Filter										MF 6445, 6455, 6460, 6465, 6470, 6475, 6480, 6485, 6490, 6495		
Wet Clutch													
3712404M1 ⁽⁴⁰⁾	Filter Wet Clutch, with Power Shuttle		MF 3050, 3060, 3065, 3075, 3085, 3095	MF 3120, 3125				MF 5425, 5435, 5445, 5455, 5460, 5465	MF 6100 Series	MF 6200 Series	MF 6400 Series		MF 8210, 8220, 8240, 8250
3792287M1	Filter Wet Clutch, with Power Shuttle/ DYNA-6							MF 5400 Series		MF 6200 Series	MF 6400 Series		MF 8210, 8220, 8240, 8250

*Part number is used in other MF series models. ○ image of part shown on page 197.

Part Number	Description	MF 100 (IT) Series	MF 200 (IT) Series	MF 300 (IT) Series	MF 1000 (IT) Series	MF 3300 (IT) Series	MF 3400 (IT) Series
Air Filters							
976611M91 ⁽⁴¹⁾	Air Pre-Filter	MF 134C, 154, 154 C, 174, 174 C, 184, 194	MF 233, 234 C/ CF/ S, 244 CF, 253, 254, 254 C/ CF/ S, 263T, 264T, 264T CF, 264T S, 273, 274, 274C/ CF/ S, 283, 284, 293, 294	MF 333, 353, 353 S, 363, 363 S, 364 CF, 373, 373 S, 376 C/CF/XCF, 383, 383 S, 393, 393 S			
1420511M91	Air Filter Element Wet	MF 154, 174, 174C, 184, 194	MF 234C, 234S, 254, 254C, 254S, 263T, 264T CF, 264T S, 273, 274, 274C/ CF/ S, 283, 284, 293, 294	MF 363 S, 364 CF, 373 S, 376 C/ CF/ XCF, 383 S, 393 S			
1423899M91	Air Filter Element - Oil Bath	MF 134C, 154, 154 C	MF 233, 234 CF, 244 CF, 253, 254 CF	MF 333, 353, 353 S			
1425216M91	Air Filter Element - Oil Bath	MF 134C, 154, 154 C, 174, 174 C, 184, 194	MF 233, 234 C/ CF/ S, 244 CF, 253, 254, 254 C/ CF/ S	MF 333, 353, 353 S, 363, 373, 383, 393			
1426450M91 ⁽⁴²⁾	Air Filter Element - Inner				MF 1134		
1426451M91	Air Filter Element - Outer				MF 1134		
1679693M91*	Air Pre-Filter		MF 254, 254 S, 264T, 274, 274 S, 284, 294				
1698683M1* ⁽⁴³⁾	Air Filter Element - Inner Dry		MF 254, 254S, 264T, 274, 274S				
1698684M1*	Air Filter Element - Outer Dry		MF 254, 264T, 274, 274S				
3310355M91*	Air Filter Element - Outer High Visibility			MF 397T	MF 1014		
3310770M1	Air Filter Element - Oil Bath		MF 274 SK, 294C, 294S	MF 377, 387, 394C, 396C/CF, 397			
3540046M1 ⁽⁴⁴⁾	Air Filter Element - Outer			MF 353, 353 LX, 354 AQ/FO/SQ, 354 SP-PP-AP-GE, 356 CF, 363, 363 LX, 364 AQ/FO/SQ, 364 SP-PP-AP-GE, 366 CF, 367 CF, 373, 373 LX, 374 AQ/FO/SQ, 374 SP-PP-AP-GE, 376 C/ CF/XCF, 377, 383, 383 LX, 384 AQ/ FO/SQ, 384 SP-PP-AP-GE, 387, 393, 393 LX, 394 AQ/FO/SQ, 394 SP-PP- AP-GE, 396C/CF, 397			


*Part number is used in other MF series models. ○ image of part shown on page 197.



Part Number	Description	MF 100 (IT) Series	MF 200 (IT) Series	MF 300 (IT) Series	MF 1000 (IT) Series	MF 3300 (IT) Series	MF 3400 (IT) Series
3540047M1	Air Filter Element - Inner			MF 353, 353 LX, 354 AQ/FO/SQ, 354 SP-FP-AP-GE, 356 CF, 363, 363 LX, 364 AQ/FO/SQ, 364 SP-FP-AP-GE, 366 CF, 367 CF, 373, 373 LX, 374 AQ/FO/SQ, 374 SP-FP-AP-GE, 376 C/CF/XCF, 377, 383, 383 LX, 384 AQ/FO/SQ, 384 SP-FP-AP-GE, 387, 393, 393 LX, 394 AQ/FO/SQ, 394 SP-FP-AP-GE, 396C/CF, 397			
3540051M1 ⁽⁴⁵⁾	Air Filter Element - Outer			MF 393 TLX, 394T AQ, 396 CT			
3540052M1	Air Filter Element - Inner			MF 393 TLX, 394T AQ, 396 CT			
3618839M1* ⁽⁴⁶⁾	Air Pre-Filter				MF 1014, 1114		
3638563M1	Air Filter Element - Outer				MF 1014, 1114		
3639424M1*	Air Pre-Filter Bowl				MF 1000 Series		
3761802M1* ⁽⁴⁷⁾	Air Filter - Pre-Cleaner	MF 174 C					
3909236M1	Air Filter Element					MF 3300 Series	MF 3400 Series
70257029* ⁽⁴⁸⁾	Air Filter Element - Inner			MF 397T	MF 1014, 1114		
0.010.3169.0	Air Filter Element					MF 3300 Series	MF 3400 Series
Cab Filters							
3909233M1	Cab Filter					MF 3300 Series	MF 3400 Series
3909432M11	Cab Filter Carbon Filter					MF 3300 Series	MF 3400 Series

*Part number is used in other MF series models. ○ image of part shown on page 197.

Part Number	Description	MF 100 (IT) Series	MF 200 (IT) Series	MF 300 (IT) Series	MF 1000 (IT) Series	MF 3300 (IT) Series	MF 3400 (IT) Series
Engine							
1447031M2*	Oil Filter - Engine				MF 1014, 1114	MF 3350C, 3350F, 3350FE, 3350GE, 3350S, 3355C, 3355F, 3355FE, 3355GE, 3355S	MF 3435 C, 3435 CF, 3435 F, 3435 GE, 3435 S, 3435 V, 3445 C, 3445 CF, 3445 F, 3445 GE, 3445 S, 3455 C, 3455 CF, 3455 F, 3455 GE, 3455 S
1447048M2*	Oil Filter - Engine	MF 174, 174F/SV, 184, 184F/S, 194, 194C, 194F/S	MF 274, 274C, 274S/SK, 284, 284S, 294, 294S	MF 367 CF, 373, 373 LX/S, 374 AQ/FO/SQ/VQ, 374 F/H/S/V, 374 SP-FP-AP-GE, 376 C/CF/XCF, 377, 383, 383 LX/S, 384 AQ/FO/SQ/VQ, 384 F/S/V, 384 SP-FP-AP-GE, 387, 393, 393 LX/TLX/S, 394 AQ/FO/SQ, 394C, 394F/H/S, 394 SP-FP-AP-GE, 394T AQ, 396C/CF/CT, 397, 397T		MF 3300 Series	MF 3400 Series
1447082M2* (49)	Engine Oil Filter	MF 134C/V, 154, 154 C, 154 F, 154 S, 154 V, 164T/F/SV	MF 233, 234 C/CFS, 244 CF, 253, 254, 254 C/CFS, 263T, 264T, 264T CF, 264T S	MF 333, 334 V, 353, 353 LX/S, 354 AQ/FO/SQ/VQ, 354 F/S/V, 354 SP-FP-AP-GE, 356 CF, 363, 363 LX/S, 364 AQ/FO/SQ/VQ, 364 F/S/V, 364 SP-FP-AP-GE, 364CF, 366 CF			
1882916M91* (50)	Oil Filter - Engine	MF 174, 174 C, 194					
1883258M92* (51)	Engine Oil Filter	MF 134C, 154, 154C	MF 254				
Fuel Filters							
3405418M2*	Fuel Filter	MF 100 (IT) Series	MF 200 (IT) Series	MF 300 (IT) Series	MF 1014, 1134	MF 3315F, 3315FE, 33156E, 3315S, 3315V, 3325F, 3325FE, 3325GE, 3325S, 3325V	
3638510M2*	Fuel Filter						MF 3400 Series



*Part number is used in other MF series models.

Part Number	Description	MF 100 (IT) Series	MF 200 (IT) Series	MF 300 (IT) Series	MF 1000 (IT) Series	MF 3300 (IT) Series	MF 3400 (IT) Series
3907536M1*	Bowl - Fuel Filter Shallow Bowl	MF134V, 154F/S, 164T F/S/M, 174 F/S/M, 184 F/S, 194 F/S	MF 233, 253, 254, 263T, 264T, 264T S, 273, 274, 274SK, 283, 284, 293, 294, 294S	MF 373, 373 LX, 374 AQ/FQ/SO/VQ, 374V, 374 SP-FP-AP-GE, 376 C/CF, 377, 383, 383 LX, 384 AQ/FQ/SO/VQ, 384V, 384 SP-FP-AP-GE, 387, 397			
4224811M1*	Fuel Filter Element						MF 3400 Series
Hydraulic Filters							
1425418M1	Hydraulic Filter				MF 1000 Series		
3530222M91	Hydraulic Filter				MF 1000 Series		
3530223M93	Hydraulic Filter	MF 154F, 174F, 184F, 194F		MF 334 V, 353, 353 LX/ S, 354 AQ/ FQ/SQ, 354 F/S/V, 354 SP-FP-AP-GE, 356 CF, 363, 363 LX/ S, 364 AQ/FQ/ SQ, 364 F/S/V, 364 SP-FP-AP-GE, 366 CF, 367 CF, 373, 373 LX/ S, 374 AQ/FQ/SQ, 374 FH/S/M, 374 SP-FP-AP-GE, 376 C/CF/XCF, 377, 383, 383 LX/ S, 384 AQ/FQ/SQ, 384 F/S/V, 384 SP-FP-AP-GE, 387, 393, 393 LX/ TLX S, 394 AQ/FQ/SQ, 394 FH/S, 394 SP-FP-AP-GE, 394T AQ, 396C/ CF/ CT, 397, 397T	MF 1000 Series		
3551956M91	Hydraulic Filter			MF 354VQ, 364VQ, 374VQ, 384VQ			MF 3425 GE, 3425 S, 3425 V, 3435 F, 3435 GE, 3435 S, 3435 V, 3445 F, 3445 GE, 3445 S, 3455 F, 3455 GE, 3455 S
3619594M1*	Filter Element					MF 3300 Series	
0.010.2428.0	Seal Kit For filter 3619594M1					MF 3315F, 3315FE, 3315GE, 3315S, 3315V, 3325F, 3325FE, 3325GE, 3325S, 3325V, 3330F, 3330FE, 3330GE, 3330S, 3330V, 3340F, 3340FE, 3340GE, 3340S, 3340V, 3350F, 3350FE, 3350GE, 3350S, 3355F, 3355FE, 3355GE, 3355S	MF 3400 Series
2.4419.640.0	Filter Element For filter 3619594M1					MF 3315F, 3315FE, 3315GE, 3315S, 3315V, 3325F, 3325FE, 3325GE, 3325S, 3325V, 3330F, 3330FE, 3330GE, 3330S, 3330V, 3340F, 3340FE, 3340GE, 3340S, 3340V, 3350F, 3350FE, 3350GE, 3350S, 3355F, 3355FE, 3355GE, 3355S	MF 3400 Series

*Part number is used in other MF series models.

10⁺ | FRONT AXLE





Part Number	Description	TE 20, FE 35, MF 35, MF 35X, MF 65	MF 100 (UK) Series	MF 100 (FR) Series	MF 200 (UK & FR) Series	MF 200 (TR) Series	MF 300 Series	MF 500 Series	MF 600 Series
Axle Arms									
883295M91	Radius Rod	FE 35, MF 35, MF 35X	MF 135	MF 133, 135, 145					
716579M94	Arm (LH)	TE 20, FE 35, MF 35, MF 35X	MF 135	MF 133, 135, 145					
Centre Beams									
182850M1	1 Bush - Centre Beam Pivot Pin	TE 20, FE 35, MF 35, MF 35X	MF 135 < 140128	MF 133, 135, 145					
183221M1	2 Pin - Centre Beam Pivot	FE 35, MF 35, MF 35X	MF 135 < 140128	MF 133, 135, 145					
196049M1	Bush	MF 65	MF 175, 178	MF 165					
894060M3	3 Nut	MF 65	MF 165, 168, 175, 175S, 178, 185, 188	MF 165/168/185/188, 165 MKIII/178	MF 265, 275, 285, 290	MF 265S, 275, 285S, 290	MF 375E, 390E	MF 565, 575, 590	MF 675, 690
894061M1	4 Bolt	MF 65	MF 165, 168, 175, 175S, 178, 185, 188	MF 165/168/185/188, 165 MKIII/178	MF 265, 275, 285, 290	MF 240S, 265S, 275, 285S, 290	MF 375E, 390E	MF 565, 575, 590	MF 675, 690
897712M2	5 Bush - Centre Beam Pivot		MF 165, 168, 175S, 178, 185, 188	MF 165/168/185/188, 165 MKIII/178, 168 MKII/168 FS	MF 240, 250, 265, 275, 285, 290	MF 265S, 275, 285S, 290	MF 300 Series	MF 565, 575, 590	MF 675, 690
8998016M3	Pin - Centre Beam Pivot		MF 165, 168, 175S, 178, 185, 188	MF 165/168/185/188, 165 MKIII/178, 168 MKII/168 FS	MF 265, 275, 285, 290, 298	MF 265S, 275, 285S, 290		MF 565, 575, 590	MF 675, 690, 698
8998017M1*	Thrust Washer		MF 165, 168, 175, 175S, 178, 185, 188	MF 165/168/185/188, 165 MKIII/178, 168 MKII/168 FS	MF 230, 240, 265, 275, 285, 290, 298	MF 200 Series	MF 300 Series	MF 565, 575, 590	MF 600 Series
906054M1	Bush			MF 145					
1660114M2	Bush - Centre Beam Pivot Pin		MF 135, 148	MF 133, 135, 133/135 MKII/135 V, 135/148 MKIII/135/145 V/S, 145, 145 MKIII/145 V, 152, 152 MKIII/152 F/S/V, 155, 158, 158 MKIII/158 F/S/V	MF 230, 235, 240, 245, 250, 255, 260	MF 230, 240, 240S		MF 550	
1660457M2	Bush - Centre Beam Pivot Pin				MF 230, 240, 250, 260	MF 230, 240, 240S	MF 340, 342, 350, 352, 355, 360, 362	MF 560	

*Part number is used in other MF series models. ○ image of part shown on page 211.

Part Number	Description	TE 20, FE 35, MF 35, MF 35X, MF 65	MF 100 (UK) Series	MF 100 (FR) Series	MF 200 (UK & FR) Series	MF 200 (TR) Series	MF 300 Series	MF 500 Series	MF 600 Series
1684285M2	Pin - Centre Beam Pivot			MF 168 MKIII/ 168 F/S	MF 265, 275, 290, 298 2WD		MF 375E, 390E		MF 600 Series 2WD
1695081M1	Pin - Centre Beam Pivot						MF 365, 375, 390, 390T, 398, 399 2WD		
1823570M2*	Bush - Centre Beam Pivot - Front				MF 275, 285, 290, 298 4WD			MF 575, 590 4WD	MF 600 Series 4WD, CAT 2, 2.5 Front axle
1823571M1*	Thrust Washer				MF 275, 285, 290, 298			MF 575, 590	MF 600 Series
1823603M91*	Breather			MF 165/ 168/ 185/ 188			MF 350,355, 360, 362, 365, 375, 390, 390T, 398, 399	MF 575, 590, 592, 595, 595MKII	MF 600 Series
1869634M1	Pin - Centre Beam Pivot		MF 135, 148	MF 133, 135, 135/ 148 MKIII/ 135/ 145 V/S, 152, 152 MKIII/ 152 F/S/X, 155, 158, 158 MKIII/ 158 F/S	MF 235, 245, 255, 260				
2714137M3*	Washer			MF 165/ 168/ 185/ 188	MF 275, 285, 298			MF 575, 590, 592, 595, 595MKII	MF 698
2714131M3*	Bush - Centre Beam Pivot - Front			MF 168/ 188	MF 275, 285, 298			MF 575, 590, 592, 595, 595MKII 4WD	MF 698 4WD, CAT 3, Front axle
3599061M1	Bush - Centre Beam Pivot - Rear								MF 600 Series 4WD, CAT 2, 2.5 Front axle
3599705M91	Pin - Centre Beam Pivot				MF 230, 240 2WD, Hydrostatic Steering		MF 340, 342, 350, 352, 355, 360, 362 2WD		
3700469M2*	Pin - Centre Beam Pivot				MF 275, 290 4WD	MF 265S, 275, 285S, 290	MF 365, 375, 375E, 390, 390E, 390T, 398, 399 (1006.6) 2WD / 4WD		
3774685M91	Centre Beam Assembly		MF 165, 168, 175S, 178, 185, 188	MF 165/ 168/ 185/ 188, 165 MKIII/ 178	MF 265, 275, 290	MF 265S, 275, 285S, 290	MF 375E, 390E	MF 565, 575, 590	MF 675, 690
Differential									
339481X1*	Bearing				MF 275, 290	MF 265S, 275, 285S, 290	MF 340, 350, 355, 360, 362, 365, 375, 375E, 390, 390E, 390T, 398, 399		
359236X1*	O Ring - Diff						MF 350, 355, 360, 362, 365, 375, 390, 390T, 398, 399 4WD		
391339X1*	Bearing				MF 275, 290	MF 265S, 275, 285S, 290	MF 340, 350, 355, 360, 362, 365, 375, 375E, 390, 390E, 390T, 398, 399		

*Part number is used in other MF series models. ○ image of part shown on page 211.



Part Number	Description	TE 20, FE 35, MF 35, MF 35X, MF 65	MF 100 (UK) Series	MF 100 (FR) Series	MF 200 (UK & FR) Series	MF 200 (TR) Series	MF 300 Series	MF 500 Series	MF 600 Series
392101X1*	Oil Seal				MF 250, 265				
1423444M1*	Cross Piece				MF 265, 275, 285, 290			MF 575, 590	MF 675, 690
1429021M1*	Cross Piece			MF 165/ 168/ 185/ 188	MF 275, 285, 298			MF 575, 590, 592, 595, 595MKII	MF 698, 698T, 699
1440642X1*	Bearing				MF 275, 290	MF 265S, 275, 285S, 290	MF 340, 350, 355, 360, 362, 365, 375, 375E, 390, 390E, 390T		
3019947X1*	Nut - Crown Wheel Fixing				MF 240, 275, 290	MF 265S, 275, 285S, 290	MF 300 Series		
3427302M1*	Bolt - Crown Wheel Fixing				MF 240, 275, 290	MF 265S, 275, 285S, 290	MF 300 Series		
3427406M1*	Cross Piece				MF 240				
3428942M1*	Oil Seal				MF 275, 290	MF 265S, 275, 285S, 290	MF 340, 350, 355, 360, 365, 375, 375E, 390, 390E, 390T, 398, 399		
3429990M91 ⁽¹¹⁾	Universal Joint (LH)				MF 275, 290	MF 265S, 275, 285S, 290	MF 375E, 390, 390E, 390T		
3429991M91 ⁽¹²⁾	Universal Joint (RH)				MF 275, 290	MF 265S, 275, 285S, 290	MF 375E, 390, 390E, 390T		
3429996M1*	Cross Piece				MF 275, 290	MF 265S, 275, 285S, 290	MF 365, 375, 375E, 390, 390E, 390T, 398, 399		
4205521M1*	Nut				MF 275, 290, 298		MF 340, 350, 355, 360, 362, 365, 375, 390, 390T		MF 600 Series
70272712*	Bearing						MF 398, 399		
Final Drive									
000051723*	Oil Seal - Axle Shaft						MF 340, 350, 355, 360, 362, 365, 375, 390, 390T, 398, 399 4WD, NG		
392108X1*	Oil Seal				MF 250, 265, 275, 290, 298			MF 575, 590	MF 600 Series

*Part number is used in other MF series models. ○ image of part shown on page 211.

Part Number	Description	TE 20, FE 35, MF 35, MF 35X, MF 65	MF 100 (UK) Series	MF 100 (FR) Series	MF 200 (UK & FR) Series	MF 200 (TR) Series	MF 300 Series	MF 500 Series	MF 600 Series
395527X1*	Oil Seal				MF 250, 265, 275, 285, 290, 298			MF 575, 590	MF 600 Series
3015376X1*	Seal - Final Drive						MF 340, 350, 355, 360, 362, 365, 375, 390, 390T 4WD		
3019957X1*	Oil Seal - Axle Shaft - Final Drive						MF 340, 350, 355, 360, 362, 365, 375, 390, 390T, 398, 399 4WD		
3019960X1*	Oil Seal						MF 398, 399		
3428521M2*	Seal - Final Drive				MF 275, 290	MF 265S, 275, 285S, 290	MF 365, 375, 375E, 390, 390E, 390T, 398, 399 (1006.6) 4WD		
3429317M1*	O Ring				MF 275, 290	MF 265S, 275, 285S, 290	MF 365, 375, 375E, 390, 390E, 390T, 398, 399 (1006.6)		
3429404M1*	Needle Roller - Final Drive					MF 265S, 275, 285S, 290	MF 375E, 390E, 390T, 398, 399		
3429790M2*	Oil Seal - Final Drive				MF 275, 290	MF 265S, 275, 285S, 290	MF 375E, 390E		
3429972M1*	Pinion				MF 275, 290	MF 265S, 275, 285S, 290	MF 375E, 390, 390E, 390T		
3785500M1*	Oil Seal - Axle Shaft				MF 275, 290	MF 265S, 285S	MF 375E, 390E		
005104366*	Bearing - Hub				MF 275, 290	MF 265S, 275, 285S, 290	MF 340, 350, 355, 360, 362, 365, 375, 375E, 390, 390E, 390T, 398, 399 (1006.6) 4WD		
H931303220130*	Oil Seal						MF 398, 399		
Front Supports									
1688611M91 ⁽¹³⁾	Front Support Assembly		MF 135, 148	MF 133/ 135 MKIII/ 135 V, 135/ 148 MKIII/ 135/ 145 V/S, 145, 145 MKIII/ 145 V, 152 MKIII/ 152 F/S/V	MF 230, 235, 240, 245, 250, 255, 260				
2528778K91 ⁽¹⁴⁾	Front Support Assembly		MF 165, 168, 175, 178, 185, 188	MF 165/ 168/ 185/ 188, 165 MKIII/ 178, 168 MKIII/ 168 F/S	MF 265, 275, 285, 290, 298		MF 375E, 390E	MF 565, 575, 590	MF 600 Series
Front Wheel									
005281U91*	Rim - Front Wheel 5.50 x 16			MF 168 MKIII/ 168 F/S	MF 230, 235, 240, 245, 250, 255, 260, 265, 275, 285, 290 2WD	MF 265S, 275, 285S, 290	MF 300 Series 2WD	MF 550, 565, 575, 590	MF 675, 690, 698, 699 2WD

*Part number is used in other MF series models. ○ image of part shown on page 211.



Part Number	Description	TE 20, FE 35, MF 35, MF 35X, MF 65	MF 100 (UK) Series	MF 100 (FR) Series	MF 200 (UK & FR) Series	MF 200 (TR) Series	MF 300 Series	MF 500 Series	MF 600 Series
885599M92*	Rim - Front Wheel 4.50 x 19		MF 135, 148, 165, 168, 175, 178, 185	MF 133, 135, 145, 152, 155, 158, 165 MKII/ 178, 165/168/ 185/188	MF 235, 240, 245, 250, 255, 265 2WD		MF 342, 350, 352, 355, 365, 375, 390, 390T 2WD	MF 550, 565, 575, 590 2WD	
885741T2*	Rim - Front Wheel 4.50 x 16	MF 65	MF 135, 148, 165		MF 230, 240, 250, 265 2WD	MF 230, 240, 240S	MF 350, 355, 360, 365, 375, 390, 390T 2WD	MF 550	
3581786M2*	Rim - Front Wheel 9 x 28	TE 20, FE 35, MF 35, MF 35X	MF 135, 148		MF 230, 240, 265, 275, 290, 298 4WD	MF 230, 240, 240S		MF 550, 592, 595, 595MKII 4WD	MF 600 Series 4WD
3827583M91*	Rim - Front Wheel 5.50 x 18				MF 265, 275, 285, 290, 298 2WD		MF 342, 352, 355, 260, 362, 365, 375, 390, 398, 399 2WD	MF 565, 575, 590, 592, 595, 595MKII 2WD	MF 675, 690, 698, 698T 2WD
4293149M92*	Rim - Front Wheel 8.00 x 16				MF 265, 275, 290, 298 2WD		MF 342, 352, 355, 362, 365, 375, 375E, 390, 390E, 390T, 398, 399 2WD	MF 565, 575, 590	MF 600 Series

Hubs

180010M2	Washer - Hub Fixing	TE 20, FE 35, MF 35, MF 35X, MF 65	MF 135, 148, 165, 168, 175, 178	MF 130, 133, 135, 135/148 MKII/ 135/145 V/S, 145, 152 MKII/ 152 S/V, 158 MKII/ 158 S, 165/168/ 185/ 188, 165 MKII/ 178, 168 MKII/ 168 F/S	MF 230, 235, 240, 245, 250, 255, 260, 265, 275 2WD	MF 230, 240, 240S	MF 340, 342, 350	MF 550, 560, 565	
191142V1*	Hub Cap	MF 35, MF 35X, MF 65	MF 135, 148, 165, 168, 175, 178		MF 230, 240, 250, 255, 260, 265, 275 2WD	MF 230, 240, 240S	MF 340, 342, 350	MF 550, 565	
390876X1*	Front Hub Bearing - Outer				MF 250, 265, 275, 285, 290			MF 575, 590	MF 675, 690
646060M1	Nut	FE 35, MF 35, MF 35X, MF 65		MF 130, 133, 135, 165					
881384M1*	Washer - Hub Fixing		MF 165, 168, 175, 175 S, 178, 185, 188	MF 165/ 168/ 185/ 188, 165 MKII/ 178	MF 265, 275, 285, 290 2WD	MF 265S, 275, 285S, 290	MF 350, 352, 355, 360, 362, 365, 375, 375E, 390, 390E, 390T, 398, 399 2WD	MF 565, 575, 590, 592, 595, 595MKII 2WD	MF 600 Series 2WD

*Part number is used in other MF series models.

Part Number	Description	TE 20, FE 35, MF 35, MF 35X, MF 65	MF 100 (UK) Series	MF 100 (FR) Series	MF 200 (UK & FR) Series	MF 200 (TR) Series	MF 300 Series	MF 500 Series	MF 600 Series
882263M1*	Nut - Hub Fixing	MF 65	MF 165, 168, 175, 175S, 178, 185, 188	MF 165/168/185/188, 165 MKIII/178	MF 265, 275, 285, 290, 298 2WD	MF 265S, 275, 285S, 290	MF 350, 352, 355, 360, 362, 365, 375, 375E, 390, 390E, 390T, 398, 399 2WD	MF 565, 575, 590, 592, 595, 595MKII 2WD	MF 600 Series 2WD
882554M91 ⁽¹⁵⁾	Bearing							MF 595, 595MKII	
882637M2*	Hub Cap		MF 165, 168, 175, 175S, 178, 185, 188	MF 165/168/185/188, 165 MKIII/178	MF 265, 275, 285, 290 2WD	MF 265S, 275, 285S, 290	MF 350, 352, 355, 360, 362, 365, 375, 375E, 390, 390E, 390T, 398, 399 2WD	MF 565, 575, 590, 592, 595, 595MKII 2WD	MF 675, 690 2WD
886336M1 ⁽¹⁶⁾	Hub		MF 135, 165, 168 Later Type	MF 133, 135, 135/148 MKIII/135/145 V/S, 145, 152 MKIII/152 S/V, 158 MKIII/158 S, 165/168/165 MKIII/178, 168 MKIII/168 F/S Later Type	MF 230, 235, 240, 245, 250, 255, 260, 265, 275 2WD	MF 230, 240, 240S	MF 340, 342, 350	MF 550, 560, 565	
893373M91*	Front Hub Bearing - Outer	MF 65	MF 165, 168, 175, 175S, 178, 185, 188	MF 130, 133, 135, 133/135 MKIII/135 V, 135/148 MKIII/135/145 V/S, 145, 145 MKIII/145 V, 152, 152 MKIII/152 F/S/V, 158, 158 MKIII/158 F/S/V, 165/168/185/188, 165 MKIII/178	MF 265, 275, 285, 290, 298 2WD	MF 265S, 275, 285S, 290	MF 350, 352, 355, 360, 362, 365, 375, 375E, 390, 390E, 390T, 398, 399 2WD	MF 565, 575, 590, 592, 595, 595MKII 2WD	MF 600 Series 2WD
893375M91*	Front Hub Bearing - Inner	MF 65	MF 165, 168, 175, 175S, 178, 185, 188	MF 165/168/185/188, 165 MKIII/178	MF 265, 275, 285, 290, 298 2WD	MF 265S, 275, 285S, 290	MF 350, 352, 355, 360, 362, 365, 375, 375E, 390, 390E, 390T, 398, 399 2WD	MF 565, 575, 590, 592, 595, 595MKII 2WD	MF 600 Series 2WD
895322M91*	Front Hub Bearing - Outer	MF 35, MF 35X, MF 65	MF 135, 148, 165, 168, 175, 178	MF 100 (FR) Series	MF 230, 235, 240, 245, 250, 255, 260, 265, 275 2WD	MF 230, 240, 240S	MF 340, 342, 350	MF 560, 565	
897242M1*	Hub Seal	MF 35, MF 35X, MF 65	MF 135, 148, 165, 168, 175, 178	MF 133, 135, 135/148 MKIII/135/145 V/S, 145, 152 MKIII/152 S/V, 158 MKIII/158 S, 165/168/185/188, 165 MKIII/178, 168 MKIII/168 F/S	MF 230, 235, 240, 245, 250, 255, 260, 265, 275 2WD	MF 230, 240, 240S	MF 340, 342, 350	MF 550, 560, 565	
897363M1 ⁽¹⁷⁾	Seal - Front Hub	FE 35, MF 35, MF 35X, MF 65		MF 130, 133, 135, 133/135 MKIII/135 V, 135/148 MKIII/135/145 V/S, 145, 145 MKIII/145 V, 152, 152 MKIII/152 F/S/V, 158, 158 MKIII/158 F/S/V					
897616M1 ⁽¹⁸⁾	Stud		MF 175, 178	MF 165/168/185/188, 165 MKIII/178					

*Part number is used in other MF series models. ○ image of part shown on page 211.



Part Number	Description	TE 20, FE 35, MF 35, MF 35X, MF 65	MF 100 (UK) Series	MF 100 (FR) Series	MF 200 (UK & FR) Series	MF 200 (TR) Series	MF 300 Series	MF 500 Series	MF 600 Series
897702M1*	Hub Seal		MF 165, 168, 175, 175S, 178, 185, 188	MF 165/168/185/188, 165 MKIII/178	MF 265, 275, 285, 290, 298 2WD	MF 265S, 275, 285S, 290	MF 350, 352, 355, 360, 362, 365, 375, 375E, 390, 390E, 390T, 398, 399 2WD	MF 565, 575, 590, 592, 595, 595MKII 2WD	MF 600 Series 2WD
898346M9S*	Hub Assembly		MF 135, 165, 168, 175, 175S, 178, 185, 188	MF 165/168/185/188, 165 MKIII/178	MF 265, 275, 285, 290 2WD	MF 265S, 275, 285S, 290	MF 350, 352, 355, 360, 362, 365, 375, 375E, 390, 390E, 390T, 398, 399	MF 565, 575, 590, 592, 595/595MKII	MF 675, 690 2WD
908111M1 (19)	Stud							MF 595, 595MKII	
1442253X1*	Bearing - Inner			MF 165/168/185/188	MF 275, 285, 290, 298			MF 575, 590, 592, 595, 595MKII	MF 600 Series
150662M11 (20)	Front Hub Bearing - Outer	TE 20, FE 35, MF 35, MF 35X, MF 65		MF 130, 135V, 165					
1625298M2*	Hub				MF 298		MF 375, 390, 398, 399		MF 698, 698T, 699
1810320M91 (21)	Hub Bearing Kit				MF 265, 275, 290 2WD	MF 265S, 275, 285S, 290	MF 375E, 390E 2WD	MF 565, 575, 590 2WD	
1810391M91 (22)	Hub Bearing Kit	FE 35, 35, MF 35X, MF 65 <							
1810416M91 (23)	Hub Bearing Kit	MF 35, MF 35X, MF 65 >	MF 135, 165		MF 240, 255, 265 2WD				
1850224M91 (24)	Front Hub Bearing - Inner	TE 20, FE 35, MF 35, MF 35X, MF 65 <	MF 165	MF 130					
1851800M91	Front Hub Bearing - Inner	MF 35, MF 35X, MF 65 >	MF 135, 165, 168, 175, 178	MF 133, 135, 135V/148 MKIII/135/145 V/S, 145, 152 MKIII/152 SV, 158 MKIII/158 S, 165/168/185/188, 165 MKIII/178, 168 MKIII/168 F/S	MF 230, 235, 240, 245, 250, 255, 260, 265, 275, 290 2WD	MF 200 (TR) Series	MF 340, 342, 350	MF 550, 560, 565	
3038044M91*	Cap				MF 298		MF 375, 390, 398, 399		MF 698, 698T, 699
005104366*	Wheel Bearing - Inner / Outer				MF 275, 290	MF 265S, 275, 285S, 290	MF 340, 350, 355, 360, 362, 365, 375, 375E, 390, 390E, 390T, 398, 399		

*Part number is used in other MF series models. ○ image of part shown on page 211.




1




2



3



4



5



6



7



8



9



10




11



12



13



14



15



16



17



18



19



20



21




22



23



24



Part Number	Description	TE 20, FE 35, MF 35, MF 35X, MF 65	MF 100 (UK) Series	MF 100 (FR) Series	MF 200 (UK & FR) Series	MF 200 (TR) Series	MF 300 Series	MF 500 Series	MF 600 Series
7091878*	Nut	TE 20, FE 35, MF 35, MF 35X, MF 65	MF 100 (UK) Series	MF 130, 133, 135, 135/148 MKIII/ 135/ 145 V/S, 145, 152, 152 MKIII/ 152 S/V, 155, 158, 158 MKIII/ 158 S, 165/ 168/ 185/ 188, 165 MKIII/ 178, 168 MKIII/ 168 F/S	MF 200 Series	MF 200 (TR) Series	MF 340, 342, 350, 352, 355, 360, 362, 365, 375, 390, 390T, 398, 399	MF 550, 560, 565, 575, 590	
Pivots									
392184X1*	Seal				MF 250, 265, 275, 290			MF 575, 590	MF 675, 690
1427448M1*	Bearing				MF 250, 265, 275, 290			MF 575, 590	MF 675, 690
1427449M3*	Pivot				MF 250, 265, 275, 290			MF 575, 590	MF 675, 690
1823560M1*	Pivot				MF 275, 285, 290			MF 575, 590	
1823575M1*	Ring				MF 275, 285, 290			MF 575, 590	
3009744X1*	O Ring - Pivot			MF 250, 265	MF 250, 265		MF 340, 350, 355, 360, 362, 365, 375, 390, 390T		MF 675, 690
3310930M91*	Bearing Assembly - Pivot			MF 240, 250, 265, 275, 290 4WD	MF 240, 250, 265, 275, 290 4WD	MF 265S, 275, 285S, 290	MF 300 Series 4WD		MF 675, 690
3426152M1*	Bearing				MF 298				MF 688, 698T, 699
3426332M1*	Pivot						MF 398, 399 4WD		MF 688, 698T, 699
3426523M2*	Pivot				MF 250, 265, 275, 290 4WD		MF 340, 350, 355, 360, 362, 365, 375, 390, 390T 4WD		MF 675, 690 4WD
3426619M1*	Bearing Pivot				MF 240		MF 342, 352, 362, 398, 399 4WD		MF 688, 698T, 699
3429319M1*	Pivot				MF 275, 290	MF 265S, 275, 285S, 290			

*Part number is used in other MF series models.

Part Number	Description	TE 20, FE 35, MF 35, MF 35X, MF 65	MF 100 (UK) Series	MF 100 (FR) Series	MF 200 (UK & FR) Series	MF 200 (TR) Series	MF 300 Series	MF 500 Series	MF 600 Series
Spindles									
180345M3	Bush	TE 20, FE 35, 35X	MF 135, 148	MF 133, 135, 135/ 148MKIIV/135/145 V/S, 145, 152MKIIV/152 SV, 158MKIIV/158 S 2WD	MF 230, 235, 240, 245, 250, 255, 260 2WD	MF 230, 240, 240S			
180355M2 ⁽²⁵⁾	Felt Seal - Spindle	TE 20, FE 35, 35X, MF 65	MF 135, 148	MF 130, 135, 135/ 148MKIIV/135/145 V/S, 145, 152, 152MKIIV/152 F/SV, 155, 158, 158MKIIV/ 158 F/S 2WD	MF 230, 235, 240, 245, 250, 255, 260 2WD	MF 230, 240, 240S			
183086M1*	Bush	MF 65	MF 165, 168, 175, 175 S, 178, 185, 188	MF 165/168/185/188, 165 MKIIV/178, 168 MKIIV/ 168 F/S	MF 230, 240, 260, 265, 275, 285, 290 2WD	MF 200 (TR) Series	MF 340, 342, 350, 352, 355, 360, 362, 375E, 390E	MF 550, 560, 565, 575, 590 2WD	MF 675, 690 2WD
183021M2*	Felt Seal - Spindle	MF 65	MF 165, 168, 175, 175S, 178, 185, 188	MF 165/168/185/188, 168MKIIV/168 F/S	MF 230, 240, 260, 265, 275, 285, 290 2WD	MF 200 (TR) Series	MF 340, 342, 350, 352, 355, 360, 362, 375E, 390E	MF 500 Series	MF 675, 690
195175M1 ⁽²⁶⁾	Thrust Bearing	TE 20, FE 35, MF 35, 35X, MF 65	MF 135, 148, 165	MF 130, 133, 135, 135/ 148 MKIIV/135/145 V/S, 145, 152, 152 MKIIV/152 F/SV, 155, 158, 158 MKIIV/ 158 F/S	MF 230, 235, 240, 245, 250, 255, 260 2WD	MF 230, 240, 240S			
196167M1 ⁽²⁷⁾	Thrust Bearing	MF 65	MF 165, 168, 175, 175S, 178, 185	MF 165MKIIV/178, 165/ 168/185/188, 168 MKIIV/ 168 F/S	MF 260, 265, 275, 285, 290	MF 265S, 275, 285S, 290	MF 375E	MF 550, 560, 565	MF 675, 690 2WD
350355X1*	Key - Steering Arm to Spindle	TE 20, FE 35, 35X, MF 65	MF 100 (UK) Series	MF 130, 135, 135/ 148MKIIV/135/145 V/S, 145, 152MKIIV/152 SV, 158MKIIV/158 S, 165MKIIV/ 178, 165/168/185/188, 168MKIIV/168 F/S 2WD	MF 200 Series 2WD	MF 200 (TR) Series	MF 350, 352, 355, 360, 362, 375E, 390E 2WD	MF 500 Series 2WD	MF 675, 690 2WD
513800M1 ⁽²⁸⁾	Washer		MF 165	MF 165/168/185/188, 165 MKIIV/178				MF 592, 595, 595MKIIV	
897232M1 ⁽²⁹⁾	Shield	MF 35, MF 35X, MF 65	MF 135, 148, 165, 168	MF 133, 135, 135/148 MKIIV/135/145 V/S, 145, 152MKIIV/152 SV, 168 MKIIV/158 S, 168 MKIIV/168 F/S	MF 230, 235, 240, 245, 250, 255, 260, 265, 275	MF 230, 240, 240S		MF 550, 560, 565	
897236M94 ⁽³⁰⁾	Spindle (RH)	MF35, MF 35X	MF 135, 148	MF 133, 135, 145	MF 230, 235, 240, 245, 250, 255	MF 230, 240, 240S			
897237M94 ⁽³¹⁾	Spindle (LH)	MF35, MF 35X	MF 135, 148	MF 133, 135, 145	MF 230, 235, 240, 245, 250, 255	MF 230, 240, 240S			
897460M1 ⁽³²⁾	Shield		MF 175, 178						

*Part number is used in other MF series models. ○ image of part shown on page 217.



Part Number	Description	TE 20, FE 35, MF 35, MF 35X, MF 65	MF 100 (UK) Series	MF 100 (FR) Series	MF 200 (UK & FR) Series	MF 200 (TR) Series	MF 300 Series	MF 500 Series	MF 600 Series
897475M96*	Spindle (RH)		MF 165, 168, 175, 178, 185, 188	MF 165MKIII/178, 165/168/185/188	MF 265, 275, 285, 290	MF 265S, 275, 285S, 290	MF 375E, 390E	MF 565, 575, 590 2WD	MF 675, 690 2WD
897476M96*	Spindle (LH)		MF 165, 168, 175, 178, 185, 188	MF 165MKIII/178, 165/168/185/188	MF 265, 275, 285, 290	MF 265S, 275, 285S, 290	MF 375E, 390E	MF 565, 575, 590 2WD	MF 675, 690 2WD
897570M91	Spindle (LH)	MF 65							
897617M1*	Shield		MF 168, 175, 178	MF 165/168/185/188, 165 MKIII/178	MF 298		MF 375, 390, 398, 399		MF 688, 698T, 699
898350M1*	Shield		MF 165, 175, 175S, 178, 185, 188	MF 165/168/185/188, 165 MKIII/178	MF 265, 275, 285, 290	MF 265S, 275, 285S, 290	MF 350, 352, 355, 360, 362, 365, 375, 375E, 390, 390E, 390T, 398, 399	MF 565, 575, 590, 592, 595, 595MKII	MF 675, 690
907485M1*	Bush - Spindle				MF 298			MF 592, 595, 595MKII 2WD	MF 688, 698T, 699
963533M1 ⁽³³⁾	Bush			MF 133, 135, 135/148 MKII/135/145 VS, 145, 152, 152 MKII/152 F/S/V, 155, 158, 158 MKIII/158 FS					
964321M91	Spindle (RH)			MF 133, 135, 135/148 MKII/135/145 VS, 145, 152, 152 MKII/152 F/S/V, 155, 158, 158 MKIII/158 FS					
964322M91	Spindle (LH)			MF 133, 135, 135/148 MKII/135/145 VS, 145, 152, 152 MKII/152 F/S/V, 155, 158, 158 MKIII/158 FS					
1611264M1*	Gasket				MF 298				MF 688, 698T, 699
1675753M92*	Spindle (RH)				MF 298				MF 688, 698T, 699
1675754M92*	Spindle (LH)				MF 298				MF 688, 698T, 699
1694233M91*	Steering Spindle		MF 165, 168	MF 165/168/185/188, 165 MKIII/178	MF 230, 240, 265, 275	MF 230, 240S, 240S	MF 340, 342, 350	MF 550, 560, 565	

*Part number is used in other MF series models. ○ image of part shown on page 217.

Part Number	Description	TE 20, FE 35, MF 35, MF 35X, MF 65	MF 100 (UK) Series	MF 100 (FR) Series	MF 200 (UK & FR) Series	MF 200 (TR) Series	MF 300 Series	MF 500 Series	MF 600 Series
1694234M91*	Steering Spindle		MF 165, 168	MF 165/168/185/188, 165 MKIII/178	MF 230, 240, 265, 275	MF 230, 240, 240S	MF 340, 342, 350	MF 550, 560, 565	
1696533M93*	Spindle (RH)						MF 350, 355, 360		
1696534M93*	Spindle (LH)						MF 350, 355, 360		
1696721M1*	Thrust Bearing						MF 365, 375, 390, 390T, 398, 399 2WD		
180346M92 ⁽³⁴⁾	Spindle (RH)	TE 20, FE 35, 35, 35X							
180349M92 ⁽³⁵⁾	Spindle (LH)	TE 20, FE 35, 35, 35X							
196060M1 ⁽³⁶⁾	Bush	MF 65		MF 130, 165					
2520060K95	Spindle (RH)		MF 165		MF 265, 275			MF 565	
3599263M1*	Thrust Bearing		MF 175, 178, 188	MF 165/168/185/188, 168MKIII/168FS	MF 230, 240, 265, 275, 285, 290, 298	MF 200 (TR) Series	MF 340, 342, 350, 352, 355, 360, 362, 375E, 390E	MF 575, 590	MF 600 Series
3697027M91 ⁽³⁷⁾	Spindle (RH) C=322mm, for 234mm axle						MF 365, 375, 390, 390T, 398, 399 2WD		
3697028M91 ⁽³⁸⁾	Spindle (LH) C=322mm, for 234mm axle						MF 365, 375, 390, 390T, 398, 399 2WD		
Steering Arms									
882262M1*	Seal - Steering Arm						MF 365, 375, 390, 390T, 398, 399 2WD		
882327M1*	Bush - Steering Arm						MF 365, 375, 390, 390T, 398, 399 2WD		
Thrust Bearings									
1696722M1* ⁽³⁹⁾	Thrust Washer						MF 365, 375, 390, 390T, 398, 399 2WD		
Up Box - Housing 4WD									
3224999M2 ⁽⁴⁰⁾	Shaft				MF 275, 290, 298				MF 600 Series

*Part number is used in other MF series models. ○ image of part shown on page 217.



Part Number	Description	TE 20, FE 35, MF 35, MF 35X, MF 65	MF 100 (UK) Series	MF 100 (FR) Series	MF 200 (UK & FR) Series	MF 200 (TR) Series	MF 300 Series	MF 500 Series	MF 600 Series
3599059M91 (41)	Housing - Up Box				MF 275, 290, 298 4WD				MF 600 Series
Wheel Fixings									
181328M1 (42)	Bolt - Front Wheel Fixing	TE 20, FE 35, MF 35, MF 35X, MF 65	MF 135, 165	MF 130, 133, 135, 145					
1823598M1*	Bolt - Front Wheel Fixing				MF 250, 265, 275, 285, 290, 298 4WD			MF 575, 590 4WD	MF 600 Series 4WD
195490M1*	Nut - Front Wheel Fixing	TE 20, FE 35, MF 35, MF 35X, MF 65	MF 100 (UK) Series	MF 130, 133, 135, 145, 165MKIIV/178, 165/168/185/188	MF 265, 275, 285, 290 2WD	MF 265S, 275, 285S, 290	MF 350, 352, 355, 360, 362, 365, 375, 375E, 390, 390E, 390T, 398, 399 2WD	MF 565, 575, 590, 592, 595, 595MKII 2WD	MF 675, 690 2WD
518611M1*	Bolt - Front Wheel Fixing				MF 298		MF 375, 390, 398, 399 Extra Heavy Duty, 2WD	MF 595/595MKII	MF 698, 698T, 699 2WD
831420M1*	Front Wheel Stud	MF 65	MF 165, 175, 175S, 178, 185, 188	MF 165/168/185/188	MF 265, 275, 285, 290 2WD	MF 265S, 275, 285S, 290	MF 350, 352, 355, 360, 362, 365, 375, 375E, 390, 390E, 390T, 398, 399 2WD	MF 565, 575, 590, 592, 595, 595MKII 2WD	MF 675, 690 2WD
887135M1 (43)	Bolt - Front Wheel Fixing		MF 135, 148, 165, 168 2WD		MF 265, 275 2WD	MF 230, 240, 240S		MF 550, 565	
906863M1*	Bolt - Front Wheel			MF 100 (FR) Series	MF 230, 235, 240, 245, 250, 255, 260, 265 2WD		MF 340, 342, 350, 365, 375, 390, 390E, 398, 399	MF 560	
3384620M1*	Bolt - Rear Wheel Disc Fixing		MF 165, 168, 175, 175S, 178, 185, 188	MF 133, 135, 133/135 MKIIV/135 V, 135/148 MKIIV/135/145 V/S, 145, 145 MKIIV/145 V, 152, 152 MKIIV/152 F/S/W, 155, 158, 158 MKIIV/158 S, 165/168/185/188, 165 MKIIV/178, 168 MKIIV/168 F/S	MF 200 Series 4WD		MF 300 Series	MF 560, 565, 575, 590	MF 600 Series

*Part number is used in other MF series models. ○ image of part shown on page 217.



25



26



27



28



29




30



31



32



33



34



35



36



38



39



40



41




42



37



43



44




45



46



47





48



Part Number	Description	MF 2000/5 Series	MF 3000 Series	MF 3100 Series	MF 3600 Series	MF 4200 Series	MF 4300 Series	MF 5400 (Tier 2) Series	MF 6100 Series	MF 6200 Series	MF 6400 (Tier 2) Series	MF 8100 Series	MF 8200 Series
Centre Beam													
898017M1*	Thrust Washer					MF 4215, 4220, 4225, 4235, 4240, 4245	MF 4315, 4320, 4325, 4335, 4345						
1823603M91*	Breather	MF 2000/5 Series	MF 3050, 3060, 3070, 3080, 3090		MF3610, 3630, 3650								
3712074M1 (44)	Gasket		MF 3050, 3060, 3065, 3075, 3085, 3095	MF 3120	MF 3635, 3645, 3655, 3670, 3690	MF 4200 Series	MF 4300 Series	MF 5425, 5435, 5445, 5455, 5460	MF 6100 Series	MF 6200 Series	MF 6445, 6455, 6460, 6470	MF 8110, 8120, 8130, 8140, 8150, 8160	MF 8210, 8220, 8240
3712077M1 (45)	Washer		MF 3050, 3060, 3065, 3075, 3085, 3095	MF 3120	MF 3635, 3645, 3655, 3670, 3690	MF 4200 Series	MF 4300 Series	MF 5425, 5435, 5445, 5455, 5460	MF 6100 Series	MF 6200 Series	MF 6445, 6455, 6460, 6470	MF 8110, 8120, 8130, 8140, 8150, 8160	MF 8210, 8220, 8240
3712713M1 (46)	Thrust Washer		MF 3050, 3060, 3065, 3075, 3085, 3095	MF 3120	MF 3635, 3645, 3655, 3670, 3690				MF 6100 Series			MF 8110, 8120, 8130, 8140, 8150, 8160	
3713939M1 (47)	Thrust Washer		MF 3085			MF 4200 Series	MF 4300	MF 5425, 5435, 5445, 5455, 5460	MF 6110, 6120, 6130, 6140, 6150, 6160	MF 6200 Series	MF 6445, 6455, 6460, 6470		MF 8210, 8220, 8240
3384093M1 (48)	Bush - Centre Beam Pivot - Rear		MF 3000 Series	MF 3100 Series	MF 3600 Series 2WD								
3384406M1	Bush - Centre Beam Pivot - Rear			MF 3125	MF 3600 Series 2WD								
3387822M1	Bush - Centre Beam Pivot - Front		MF 3000 Series	MF 3100 Series	MF 3600 Series 2WD				MF 6110, 6120, 6130, 6140, 6150, 6160, 6170				
3428657M3	Bush - Centre Beam Pivot - Front		MF 3050, 3060, 3065, 3075, 3085, 3095	MF 3120, 3125	MF 3600 Series	MF 4200 Series	MF 4300 Series 4WD	MF 5425, 5435, 5445, 5455, 5460	MF 6100 Series	MF 6200 Series	MF 6445, 6455, 6460, 6470	MF 8110, 8120, 8130, 8140, 8150, 8160	MF 8210, 8220, 8240
3700469M2*	Pin - Centre Beam Pivot					MF 4225, 4235, 4240, 4245, 4255, 4265	MF 4325, 4335, 4345, 4355						

*Part number is used in other MF series models. ○ image of part shown on page 217.

Part Number	Description	MF 2000/5 Series	MF 3000 Series	MF 3100 Series	MF 3600 Series	MF 4200 Series	MF 4300 Series	MF 5400 Series (Tier 2) Series	MF 6100 Series	MF 6200 Series	MF 6400 (Tier 2) Series	MF 8100 Series	MF 8200 Series
3712078M1 	Bush - Centre Beam Pivot - Front		MF 3050, 3060, 3065, 3075, 3085, 3095	MF 3120, 3125	MF 3635, 3645, 3655, 3670, 3690	MF 4200 Series 2WD	MF 4300 Series 2WD, 4WD	MF 5425, 5435, 5445, 5455, 5460 2WD, 4WD	MF 6100 Series	MF 6200 Series	MF 6445, 6455, 6460, 6470 2WD Axle	MF 8110, 8120, 8130, 8140, 8150, 8160	MF 8210, 8220, 8240 2WD
3712152M1 	Bush - Centre Beam Pivot - Rear		MF 3095	MF 3120					MF 6170, 6180 4WD	MF 6270, 6280, 6290 4WD			
3713930M1 	Bush - Centre Beam Pivot - Rear		MF 3050, 3060, 3065, 3070, 3075, 3085, 3095	MF 3120	MF 3635, 3645, 3655, 3670, 3690 2WD	MF 4200 Series 2WD	MF 4300 Series 2WD, 4WD	MF 5425, 5435, 5445, 5455, 5460 2WD, 4WD	MF 6100 Series	MF 6200 Series 2WD	MF 6445, 6455, 6460, 6470 2WD, and 4WD Dana Suspended Axle	MF 8110, 8120, 8130, 8140, 8150, 8160 2WD	MF 8210, 8220, 8240 2WD
3784613M2	Bush - Centre Beam Pivot - Rear							MF 5465 2WD and 4WD Axles		MF 6260, 6270, 6280, 6290	MF 6465, 6475, 6480 2WD and 4WD Axles		
3785203M4	Bush - Centre Beam Pivot - Front							MF 5465 2WD and 4WD Axles		MF 6260, 6270, 6280, 6290	MF 6465, 6475, 6480, 6485, 6490, 6495, 6497, 6499 2WD and 4WD Axles		MF 8210, 8220, 8240, 8250
3785204M4	Bush - Centre Beam Pivot - Front									MF 6270, 6280, 6290	MF 6465, 6475, 6480, 6485, 6490, 6495, 6497, 6499 4WD, Carraro Suspended Axle		MF 8210, 8220, 8240, 8250
4281044M1	Bush - Centre Beam Pivot - Rear										MF 6485, 6490, 6495, 6497, 6499 4WD, Carraro Suspended Axle		MF 8210, 8220, 8240, 8250
4281045M1	Bush - Centre Beam Pivot - Rear										MF 6485, 6490, 6495, 6497, 6499 2WD and 4WD Carraro Fixed Axle		MF 8210, 8220, 8240, 8250
Differential													
339481X1*	Bearing		MF 3000 Series	MF 3100 Series	MF 3600 Series	MF 4200 Series	MF 4300 Series	MF 5400 Series	MF 6100 Series	MF 6200 Series	MF 6400 Series	MF 8100 Series	MF 8200 Series
359236X1*	O Ring - Diff		MF 3000 Series 4WD	MF 3100 Series 4WD	MF 3600 Series 4WD	MF 4225, 4235, 4240, 4245, 4255, 4260, 4265, 4270 4WD	MF 4325, 4335, 4345, 4355, 4360, 4365, 4370 4WD	MF 5400 Series 4WD	MF 6100 Series 4WD	MF 6200 Series 4WD	MF 6445, 6455, 6460, 6470	MF 8110, 8120, 8130, 8140, 8150, 8160 4WD	MF 8210, 8220, 8240, 8250, 8260 4WD

*Part number is used in other MF series models.  image of part shown on page 227.





Part Number	Description	MF 2000/5 Series	MF 3000 Series	MF 3100 Series	MF 3600 Series	MF 4200 Series	MF 4300 Series	MF 5400 (Tier 2) Series	MF 6100 Series	MF 6200 Series	MF 6400 (Tier 2) Series	MF 8100 Series	MF 8200 Series
391339X1*	Bearing		MF 3000 Series	MF 3100 Series	MF 3600 Series	MF 4225, 4235, 4240, 4245, 4255, 4260, 4265, 4270	MF 4325, 4335, 4345, 4355, 4360, 4365, 4370	MF 5425, 5435, 5445, 5455, 5460, 5470	MF 6100 Series	MF 6200 Series	MF 6445, 6455, 6460, 6470	MF 8110, 8120, 8130, 8140, 8150, 8160	MF 8210, 8220, 8240, 8250, 8260
392756X1*	Oil Seal	MF 2000/5 Series			MF 3610, 3630, 3650								
1429021M1*	Cross Piece	MF 2000/5 Series	MF 3070, 3075, 3080, 3085, 3090, 3095	MF 3100 Series	MF 3610, 3630, 3635, 3645, 3650, 3655, 3680								
1440642X1*	Bearing		MF 3050, 3060, 3065			MF 4225, 4235, 4240, 4245, 4255, 4260, 4265, 4270	MF 4325, 4335, 4345, 4355, 4360, 4370	MF 5425, 5435, 5445, 5455, 5460	MF 6110, 6120, 6130, 6140	MF 6235, 6245, 6255	MF 6445, 6455		
3019947X1*	Nut - Crown Wheel Fixing	MF 2625	MF 3000 Series	MF 3100 Series				MF 5425, 5435, 5445, 5455, 5460 4WD	MF 6110, 6120, 6130, 6140, 6150, 6160, 6170, 6180	MF 6200 Series	MF 6445, 6455, 6460, 6470	MF 8110, 8120, 8130, 8140	
3310490M91 ⁽⁵²⁾	Cross Piece		MF 3050										
3427302M1*	Bolt - Crown Wheel Fixing		MF 3000 Series	MF 3100 Series		MF 4200 Series	MF 4300 Series	MF 5425, 5435, 5445, 5455, 5460 4WD	MF 6100 Series	MF 6200 Series	MF 6445, 6455, 6460, 6470	MF 8110, 8120, 8130, 8140	
3428155M91 ⁽⁵³⁾	Cross Piece		MF 3095	MF 3120, 3125	MF 3635, 3645, 3655, 3670, 3690				MF 6170, 6180, 6190	MF 6270, 6280, 6290	MF 6475, 6480, 6485, 6490,	MF 8110, 8120, 8130, 8140	MF 8210, 8220, 8240
3428942M1*	Oil Seal		MF 3050, 3060, 3065, 3070, 3075, 3085, 3095	MF 3115, 3120		MF 4200 Series	MF 4300 Series	MF 5425, 5435, 5445, 5455, 5460 4WD	MF 6110, 6120, 6130, 6140, 6150, 6160, 6170, 6180	MF 6200 Series	MF 6445, 6455, 6460, 6470		MF 8210, 8220, 8240, 8250, 8260
3429996M1*	Cross Piece					MF 4225, 4235, 4240, 4245, 4255, 4260, 4265, 4270	MF 4325, 4335, 4345, 4355, 4360, 4365, 4370			MF 6265,			

*Part number is used in other MF series models. ○ image of part shown on page 227.



Part Number	Description	MF 2000/5 Series	MF 3000 Series	MF 3100 Series	MF 3600 Series	MF 4200 Series	MF 4300 Series	MF 5400 Series (Tier 2)	MF 6100 Series	MF 6200 Series	MF 6400 Series (Tier 2)	MF 8100 Series	MF 8200 Series
3785540M1	Oil Seal							MF 5465 4WD		MF 6260, 6270, 6280, 6290	MF 6465, 6475, 6480, 6485, 6490, 6495, 6497, 6499 4WD		MF 8210, 8220, 8240, 8250
4205521M1*	Nut		MF 3050, 3060, 3065					MF 5425, 5435, 5445, 5455	MF 6110, 6120, 6130, 6140	MF 6235, 6245, 6255	MF 6445, 6455		
70272712*	Bearing		MF 3070, 3075, 3080, 3085, 3090, 3095	MF 3115, 3120					MF 6150, 6160, 6170, 6180				
F339300020400	Locking Nut - Diff Pinion							MF 5465 4WD		MF 6260, 6270, 6280, 6290	MF 6465, 6475, 6480, 6485, 6490, 6495, 6497, 6499 4WD		MF 8210, 8220, 8240, 8250
V34061600	O Ring - Diff							MF 5465		MF 6260, 6270, 6280, 6290	MF 6465, 6475, 6480, 6485, 6490, 6495, 6497, 6499 4WD		MF 8210, 8220, 8240, 8250
VA028205	O Ring							MF 5465 4WD, Carraro Suspended Axle		MF 6260, 6270, 6280, 6290	MF 6465, 6475, 6480, 6485, 6490, 6495, 6497, 6499 4WD, Carraro Suspended Axle		MF 8210, 8220, 8240, 8250
VA127921	Bolt - Crown Wheel Fixing							MF 5465		MF 6260, 6270, 6280, 6290	MF 6465, 6475, 6480, 6485, 6490, 6495, 6497, 6499 4WD		MF 8210, 8220, 8240, 8250
Final Drive													
000051723*	Oil Seal - Axle Shaft		MF 3000 Series 4WD, NG	MF 3100 Series	MF 3600 Series				MF 6170, 6180, 6190 4WD	MF 6270, 6280, 6290 4WD		MF 8110, 8120, 8130, 8140, 8150, 8160	MF 8210, 8220, 8240, 8250, 8260
395521X1*	Oil Seal	MF 2000/5 Series			MF 3610, 3630, 3650								
395522X1*	Oil Seal	MF 2000/5 Series			MF 3610, 3630, 3650								
395523X1*	Oil Seal	MF 2000/5 Series			MF 3610, 3630, 3650								
3015376X1*	Seal - Final Drive		MF 3050, 3060, 3065								MF 6497, 6499	MF 8170, 8180	MF 8240, 8250, 8260, 8270, 8280

*Part number is used in other MF series models. ○ image of part shown on page 227.



Part Number	Description	MF 2000/5 Series	MF 3000 Series	MF 3100 Series	MF 3600 Series	MF 4200 Series	MF 4300 Series	MF 5400 (Tier 2) Series	MF 6100 Series	MF 6200 Series	MF 6400 (Tier 2) Series	MF 8100 Series	MF 8200 Series
3019957X1* 	Oil Seal - Axle Shaft - Final Drive		MF 3050, 3060, 3065, 3070, 3080, 3085, 3090, 3095 4WD	MF 3115, 3125	MF 3610, 3630, 3645, 3650, 3655, 3680 4WD, NG axle								
3019960X1*	Oil Seal		MF 3070, 3080, 3090	MF 3115	MF 3610, 3630, 3650, 3680								
3428521M2* 	Seal - Final Drive		MF 3050, 3060, 3065, 3075, 3085			MF 4225, 4235, 4240, 4245, 4255, 4260, 4265, 4270 4WD	MF 4325, 4335, 4345, 4355, 4360, 4365 4WD		MF 6110, 6120, 6130, 6140, 6150, 6160 4WD	MF 6235, 6245, 6255, 6260, 6265			
3429317M1*	O Ring		MF 3050, 3060, 3065, 3075, 3085			MF 4225, 4235, 4240, 4245, 4255, 4260, 4265, 4270	MF 4325, 4335, 4345, 4355, 4360, 4365 4WD	MF 5425, 5435, 5445, 5455, 5460 4WD	MF 6110, 6120, 6130, 6140, 6150, 6160	MF 6235, 6245, 6255, 6260, 6265	MF 6445, 6455, 6460, 6470		
3429404M1*	Needle Roller - Final Drive		MF 3000 Series	MF 3115, 3120			MF 4345, 4355, 4360, 4370 4WD	MF 5425, 5435, 5445, 5455 4WD	MF 6110, 6120, 6130, 6140, 6170, 6180	MF 6235, 6245, 6270, 6280	MF 6445, 6455		
3429790M2*	Oil Seal - Final Drive		MF 3050, 3060, 3065, 3075, 3085			MF 4225, 4235, 4240, 4245, 4255, 4260, 4265, 4270	MF 4325, 4335, 4345, 4355, 4360, 4365, 4370 4WD	MF 5425, 5435, 5445, 5455, 5460 4WD	MF 6110, 6120, 6130, 6140, 6150, 6160	MF 6235, 6245, 6255, 6260, 6265	MF 6445, 6455		
3429972M1*	Pinion		MF 3050, 3060, 3065			MF 4225, 4235, 4240, 4245, 4255, 4260, 4265, 4270	MF 4345, 4355, 4360, 4370 4WD	MF 5425, 5435, 5445, 5455 4WD	MF 6110, 6120, 6130, 6140	MF 6235, 6245, 6255	MF 6445, 6455		
3785424M1	Needle Roller - Final Drive										MF 6495, 6497 4WD		MF 8240, 8250
3785428M1	O Ring							MF 5465 4WD	MF 6260, 6270, 6280	MF 6465, 6475	MF 6465, 6475		
3785543M1	Oil Seal - Axle Shaft							MF 5465	MF 6260, 6270, 6280, 6290	MF 6465, 6475, 6480, 6485, 6490, 6495, 6497 4WD	MF 6465, 6475, 6480, 6485, 6490, 6495, 6497 4WD		MF 8210, 8220, 8240, 8250

*Part number is used in other MF series models.  image of part shown on page 227.

Part Number	Description	MF 2000/5 Series	MF 3000 Series	MF 3100 Series	MF 3600 Series	MF 4200 Series	MF 4300 Series	MF 5400 (Tier 2) Series	MF 6100 Series	MF 6200 Series	MF 6400 (Tier 2) Series	MF 8100 Series	MF 8200 Series
3785500M1* 	Oil Seal - Axle Shaft					MF 4225, 4235, 4240, 4245, 4255, 4260, 4265, 4270	MF 4325, 4335, 4345, 4355, 4360, 4365, 4370	MF 5425, 5435, 5445, 5455, 5460, 5465		MF 6235, 6245, 6255, 6260, 6265, 6270, 6280	MF 6445, 6455, 6460, 6465, 6470, 6475 4WD		
3907166M1	Oil Seal - Final Drive							MF 5465 4WD		MF 6260, 6270, 6280, 6290	MF 6465, 6475, 6480, 6485, 6490, 6495, 6497 4WD		MF 8210, 8220, 8240, 8250
005104102*	Bearing Assembly - Final Drive		MF 3070, 3075, 3080, 3085, 3090, 3095	MF 3100 Series	MF 3600 Series				MF 6170, 6180, 6190	MF 6270, 6280, 6290 4WD		MF 8110, 8120, 8130, 8140	
005104366*	Bearing - Hub		MF 3050, 3060, 3065, 3075, 3085			MF 4225, 4235, 4240, 4245, 4255, 4260, 4265, 4270	MF 4325, 4335, 4345, 4355, 4360, 4365, 4370	MF 5425, 5435, 5445, 5455, 5460	MF 6110, 6120, 6130, 6140, 6150, 6160	MF 6235, 6245, 6255, 6260, 6265	MF 6445, 6455, 6460, 6470		
F339300020780	Needle Roller - Final Drive							MF 5465 4WD		MF 6260, 6270, 6280, 6290	MF 6465, 6475, 6480, 6485, 6490, 6495, 6497 4WD		MF 8210, 8220, 8240, 8250
G816300020180	Bearing Assembly - Final Drive							MF 5470					MF 8270, 8280
H931303220130*	Oil Seal		MF 3050, 3060, 3065, 3075, 3085, 3095	MF 3120, 3125	MF 3635, 3645, 3655, 3670, 3690				MF 6170, 6180, 6190	MF 6290		MF 8110, 8120, 8130, 8140	
V34053300	Needle Roller - Final Drive									MF 6270, 6280, 6290	MF 6480, 6485, 6490 4WD		MF 8210, 8220, 8240
VA339592	Oil Seal - Axle Shaft									MF 6290	MF 6480, 6485, 6490, 6495, 6497 4WD		MF 8210, 8220, 8240, 8250
Front Wheel													
005281U91*	Rim - Front Wheel 5.50 x 16		MF 3050, 3060, 3065, 3070, 3080, 3090 2WD			MF 4200 Series 2WD	MF 4300 Series 2WD						
885599M92* 	Rim - Front Wheel 4.50 x 19					MF 4215, 4220, 4225	MF 4315, 4320, 4325						




*Part number is used in other MF series models.  image of part shown on page 227.

FRONT AXLE MF 2000 - MF 8200 Series



Part Number	Description	MF 2000/5 Series	MF 3000 Series	MF 3100 Series	MF 3600 Series	MF 4200 Series	MF 4300 Series	MF 5400 (Tier 2) Series	MF 6100 Series	MF 6200 Series	MF 6400 (Tier 2) Series	MF 8100 Series	MF 8200 Series
885741T2* ⁽⁵⁸⁾	Rim - Front Wheel 4.50 x 16					MF 4215, 4220, 4225, 4235, 4240, 4245, 4255, 4265 2WD	MF 4315, 4320, 4325, 4335, 4345, 4355 2WD						
3581786M2* ⁽⁵⁹⁾	Rim - Front Wheel 9 x 28	MF 2620, 2625	MF 3000 Series 4WD					MF 5400 Series 4WD	MF 6110, 6120, 6130, 6140, 6150, 6160	MF 6200 Series 4WD	MF 6445, 6455, 6460, 6465, 6470, 6475, 6480		
3581857M2*	Rim - Front Wheel 12 x 28	MF 2640, 2645, 2680, 2685, 2720, 2725	MF 3070, 3075, 3080, 3085, 3090, 3095	MF 3100 Series	MF 3610, 3630, 3635, 3645, 3650, 3655, 3680, 3690			MF 5400 Series	MF 6150, 6160, 6170, 6180, 6190	MF 6200 Series	MF 6400 Series 4WD	MF 8110, 8120, 8130	MF 8210, 8220, 8240, 8250, 8260
3827583M91* ⁽⁶⁰⁾	Rim - Front Wheel 5.50 x 18		MF 3050, 3060, 3065, 3070, 3080, 3090 2WD			MF 4200 Series 2WD	MF 4300 Series 2WD	MF 5425, 5435, 5445, 5455, 5460 2WD	MF 6130, 6150		MF 6445, 6455, 6460, 6470		
4293149M92*	Rim - Front Wheel 8.00 x 16	MF 2000/5 Series	MF 3000 Series	MF 3115, 3125	MF 3610, 3630, 3645, 3650, 3655	MF 4200 Series	MF 4300 Series	MF 5425, 5435, 5445, 5455, 5460, 5470	MF 6110, 6120, 6130, 6140, 6150		MF 6445, 6455, 6460, 6470		
Hubs													
191142V1*	Hub Cap					MF 4215, 4220							
390876X1* ⁽⁶¹⁾	Front Hub Bearing - Outer		MF 3070, 3075, 3080, 3085, 3090, 3095	MF 3100 Series				MF 5465 2WD	MF 6150, 6160, 6170, 6180, 6190 2WD	MF 6200 Series 2WD	MF 6465, 6475, 6480, 6485, 6490, 6495, 6497, 6499	MF 8110, 8120, 8130, 8140, 8150, 8160	MF 8210, 8220, 8240
881384M1*	Washer - Hub Fixing	MF 2000/5 Series 2WD				MF 4200 Series 2WD	MF 4300 Series 2WD	MF 5425, 5435, 5445, 5455, 5460 2WD			MF 6445, 6455, 6460, 6470		
882263M1*	Nut - Hub Fixing	MF 2000/5 Series 2WD	MF 3000 Series 2WD	MF 3115, 3125	MF 3610, 3630, 3640, 3645, 3655 2WD	MF 4200 Series 2WD	MF 4300 Series 2WD	MF 5425, 5435, 5445, 5455, 5460 2WD	MF 6110, 6120, 6130, 6140, 6150		MF 6445, 6455, 6460, 6470		

*Part number is used in other MF series models. ○ image of part shown on page 227.

Part Number	Description	MF 2000/5 Series	MF 3000 Series	MF 3100 Series	MF 3600 Series	MF 4200 Series	MF 4300 Series	MF 5400 Series (Tier 2) Series	MF 6100 Series	MF 6200 Series	MF 6400 (Tier 2) Series	MF 8100 Series	MF 8200 Series
882637M2*	Hub Cap					MF 4200 Series 2WD	MF 4300 Series 2WD	MF 5425, 5435, 5445, 5455, 5460 2WD			MF 6445, 6455, 6460, 6470		
893373M91*	Front Hub Bearing - Outer	MF 2000/5 Series 2WD	MF 3000 Series 2WD	MF 3115, 3125 2WD	MF 3610, 3630, 3645, 3650, 3655 2WD	MF 4200 Series 2WD	MF 4300 Series 2WD	MF 5425, 5435, 5445, 5455, 5460 2WD	MF 6110, 6120, 6130, 6140, 6150		MF 6445, 6455, 6460, 6470		
893375M91*	Front Hub Bearing - Inner	MF 2000/5 Series 2WD	MF 3000 Series 2WD	MF 3115, 3125 2WD	MF 3610, 3630, 3645, 3650, 3655 2WD	MF 4200 Series 2WD	MF 4300 Series 2WD	MF 5425, 5435, 5445, 5455, 5460 2WD	MF 6110, 6120, 6130, 6140, 6150		MF 6445, 6455, 6460, 6470		
895322M91*	Front Hub Bearing - Outer					MF 4215, 4220							
897242M1*	Hub Seal					MF 4215, 4220							
897702M1*	Hub Seal	MF 2000/5 Series 2WD	MF 3000 Series 2WD	MF 3115, 3125 2WD	MF 3610, 3630, 3645, 3650, 3655 2WD	MF 4200 Series 2WD	MF 4300 Series 2WD	MF 5425, 5435, 5445, 5455, 5460 2WD	MF 6110, 6120, 6130, 6140, 6150		MF 6445, 6455, 6460, 6470		
898346M93*	Hub Assembly					MF 4200 Series	MF 4300 Series	MF 5425, 5435, 5445, 5455, 5460			MF 6445, 6455, 6460, 6470		
1625298M2*	Hub	MF 2000/5 Series											
3000570X91 	Hub Bearing-Inner		MF 3070, 3075, 3080, 3085, 3090, 3095	MF 3100 Series	MF 3600 Series				MF 6150, 6160, 6170, 6180, 6190 2WD	MF 6200 Series 2WD		MF 8110, 8120, 8130, 8140, 8150, 8160	
3038044M91*	Cap	MF 2000/5 Series											
3384105M1 	Seal		MF 3070, 3075, 3080, 3085, 3090, 3095	MF 3100 Series	MF 3600 Series				MF 6150, 6160, 6170, 6180, 6190 2WD	MF 6200 Series 2WD		MF 8110, 8120, 8130, 8140, 8150, 8160	MF 8210, 8220, 8240
3387838M11	Hub		MF 3070, 3075, 3080, 3085, 3090, 3095	MF 3100 Series	MF 3600 Series				MF 6150, 6160, 6170, 6180, 6190	MF 6200 Series		MF 8110, 8120, 8130, 8140, 8150, 8160	MF 8210, 8220, 8240
3581721M1 	Plug		MF 3000 Series	MF 3100 Series	MF 3600 Series				MF 6100 Series	MF 6200 Series		MF 8110, 8120, 8130, 8140, 8150, 8160	MF 8210, 8220, 8240
3907212M1	Seal							MF 5465 2WD			MF 6465, 6475, 6480, 6485, 6490, 6495, 6497, 6499 2WD		

*Part number is used in other MF series models.  image of part shown on page 227.



Part Number	Description	MF 2000/5 Series	MF 3000 Series	MF 3100 Series	MF 3600 Series	MF 4200 Series	MF 4300 Series	MF 5400 (Tier 2) Series	MF 6100 Series	MF 6200 Series	MF 6400 (Tier 2) Series	MF 8100 Series	MF 8200 Series
3907213M1	Washer - Hub Fixing							MF 5465 2WD			MF 6465, 6475, 6480, 6485, 6490, 6495, 6497, 6499 2WD		
3907214M1	Washer - Hub Fixing							MF 5465 2WD			MF 6465, 6475, 6480, 6485, 6490, 6495, 6497, 6499 2WD		
3907215M1	Hub Cap							MF 5465 2WD			MF 6465, 6475, 6480, 6485, 6490, 6495, 6497, 6499 2WD		
3907216M1	Nut - Hub Fixing							MF 5465 2WD			MF 6465, 6475, 6480, 6485, 6490, 6495, 6497, 6499 2WD		
005104366*	Wheel Bearing - Inner / Outer		MF 3050, 3060, 3065, 3075, 3085			MF 4225, 4235, 4240, 4245, 4255, 4260, 4265, 4270	MF 4325, 4335, 4345, 4355, 4360, 4365, 4370	MF 5425, 5435, 5445, 5455, 5460	MF 6110, 6120, 6130, 6140, 6150, 6160	MF 6235, 6245, 6255, 6260, 6265	MF 6445, 6455, 6460, 6470		
7091878*	Nut					MF 4200 Series	MF 4300 Series						
F385103220030*	Bearing - Inner										MF 6465, 6475, 6480, 6485, 6490, 6495, 6497, 6499 2WD		
Oil Seals													
3428314M1	Oil Seal Differential			MF 3125	MF 3600 Series 4WD				MF 6190 4WD	MF 6290 4WD		MF 8110, 8120, 8130, 8140, 8150, 8160	MF 8210, 8220, 8240, 8250, 8260

*Part number is used in other MF series models.



49



50



51



52



53



54



55



56



57



58



59



60



61



62




63




64



65



66



67



68



69



70



71



72



Part Number	Description	MF 2000/5 Series	MF 3000 Series	MF 3100 Series	MF 3600 Series	MF 4200 Series	MF 4300 Series	MF 5400 (Tier 2) Series	MF 6100 Series	MF 6200 Series	MF 6400 (Tier 2) Series	MF 8100 Series	MF 8200 Series
Pivots													
1617846M1*	Bearing Assembly - Pivot	MF 2620, 2640, 2680, 2720 < 4WD											
3009744X1*	O Ring - Pivot		MF 3050, 3060, 3065, 3075, 3085						MF 6110, 6120, 6130, 6140, 6150, 6160 4WD				
3310930M91*	Bearing Assembly - Pivot	MF 2625	MF 3050, 3060, 3065, 3075, 3085 4WD			MF 4225, 4235, 4240, 4245, 4255, 4260, 4265, 4270 4WD	MF 4325, 4335, 4345, 4355, 4360, 4365, 4370 4WD	MF 5425, 5435, 5445, 5455, 5460 4WD	MF 6110, 6120, 6130, 6140, 6150, 6160 4WD	MF 6235, 6245, 6255, 6260, 6265	MF 6445, 6455, 6460, 6470		
3426332M1*	Pivot	MF 2000/5 Series	MF 3070, 3075, 3080, 3085, 3090, 3095 4WD	MF 3100 Series	MF 3600 Series								
3426523M2*	Pivot		MF 3050, 3060, 3065, 3075, 3085 4WD						MF 6110, 6120, 6130, 6140, 6150, 6160				
3426619M1*	Bearing Pivot	MF 2000/5 Series > 4WD	MF 3070, 3075, 3080, 3085, 3090, 3095 4WD	MF 3100 Series	MF 3600 Series 4WD				MF 6170, 6180, 6190 4WD	MF 6270, 6280, 6290 4WD		MF 8110, 8120, 8130, 8140, 8150, 8160	MF 8210, 8220, 8240, 8250, 8260
3429319M1*	Pivot		MF 3050, 3060, 3065, 3075, 3085			MF 4225, 4235, 4240, 4245, 4255, 4260, 4265, 4270	MF 4325, 4335, 4345, 4355, 4360, 4365, 4370	MF 5425, 5435, 5445, 5455, 5460 4WD	MF 6110, 6120, 6130, 6140, 6150, 6160	MF 6235, 6245, 6255, 6260, 6265	MF 6445, 6455, 6460, 6470		
3785465M1 ⁶⁵	Bearing Assembly - Pivot							MF 5465 4WD		MF 6260, 6270, 6280, 6290	MF 6465, 6475, 6480, 6485, 6490, 6495, 6497 4WD		MF 8210, 8220, 8240, 8250

*Part number is used in other MF series models. ○ image of part shown on page 227.

Part Number	Description	MF 2000/5 Series	MF 3000 Series	MF 3100 Series	MF 3600 Series	MF 4200 Series	MF 4300 Series	MF 5400 (Tier 2) Series	MF 6100 Series	MF 6200 Series	MF 6400 (Tier 2) Series	MF 8100 Series	MF 8200 Series
390715M1	Bush - Pivot							MF 5465 4WD		MF 6260, 6270, 6280, 6290	MF 6465, 6475, 6480, 6485, 6490, 6495, 6497 4WD		MF 8210, 8220, 8240, 8250
V34052700	Spring							MF 5465 4WD		MF 6260, 6270, 6280, 6290	MF 6465, 6475, 6480, 6485, 6490, 6495, 6497, 6499		MF 8210, 8220, 8240, 8250
V34057300	Pivot - Upper							MF 5465 4WD		MF 6260, 6270, 6280, 6290	MF 6465, 6475, 6480, 6485, 6490, 6495, 6497 4WD		MF 8210, 8220, 8240, 8250
V34051800	Pivot - Lower							MF 5465 4WD		MF 6260, 6270, 6280, 6290	MF 6465, 6475, 6480, 6485, 6490, 6495, 6497 4WD		MF 8210, 8220, 8240, 8250
V34053200	Spring							MF 5465 4WD		MF 6260, 6270, 6280, 6290	MF 6465, 6475, 6480, 6485, 6490, 6495, 6497 4WD		MF 8210, 8220, 8240, 8250
V34052700	Spring							MF 5465 4WD		MF 6260, 6270, 6280, 6290	MF 6465, 6475, 6480, 6485, 6490, 6495, 6497 4WD		MF 8210, 8220, 8240, 8250
X619066600000	Bearing Assembly - Pivot							MF 5425, 5435, 5445, 5455, 5460, 5470 4WD					
Spindles													
183086M1*	Bush					MF 4215, 4220	MF 4315, 4320						
183021M2*	Felt Seal - Spindle		MF 3000 Series	MF 3115, 3125	MF 3610, 3630, 3645, 3650, 3655	MF 4215, 4220	MF 4315, 4320		MF 6110, 6120, 6130, 6140, 6150				
350355X1*	Key - Steering Arm to Spindle					MF 4215, 4220	MF 4315, 4320						
897617M1*	Shield	MF 2000/5 Series	MF 3000 Series	MF 3115, 3125	MF 3610, 3630, 3645, 3650, 3655				MF 6110, 6120, 6130, 6140, 6150				

*Part number is used in other MF series models.



Part Number	Description	MF 2000/5 Series	MF 3000 Series	MF 3100 Series	MF 3600 Series	MF 4200 Series	MF 4300 Series	MF 5400 (Tier 2) Series	MF 6100 Series	MF 6200 Series	MF 6400 (Tier 2) Series	MF 8100 Series	MF 8200 Series
898350M1*	Shield					MF 4200 Series	MF 4300 Series	MF 5425, 5435, 5445, 5455, 5460			MF 6445, 6455, 6460, 6470		
907485M1*	Bush - Spindle	MF 2000/5 Series											
1611264M1*	Gasket	MF 2000/5 Series											
1675753M92*	Spindle (RH)	MF 2625, 2645, 2685, 2725											
1675754M92*	Spindle (LH)	MF 2625, 2645, 2685, 2725											
1694233M91*	Steering Spindle					MF 4215, 4220							
1694234M91*	Steering Spindle					MF 4215, 4220							
1696533M93*	Spindle (RH)					MF 4215, 4220	MF 4315, 4320						
1696534M93*	Spindle (LH)					MF 4215, 4220	MF 4315, 4320						
1696721M1*	Thrust Bearing					MF 4225, 4235, 4240, 4245, 4250, 4255, 4260, 4265, 4270 2WD	MF 4325, 4335, 4345, 4355, 4360, 4365, 4370 2WD	MF 5425, 5435, 5445, 5455, 5460 2WD			MF 6445, 6455, 6460, 6470		
3383996M1	Shield		MF 3070, 3080, 3090, 3095	MF 3115, 3125	MF 3610, 3630, 3645, 3650, 3655, 3670, 3680, 3690				MF 6150, 6160, 6170, 6180, 6190	MF 6200 Series		MF 8110, 8120, 8130, 8140, 8150, 8160	MF 8210, 8220, 8240
3386405M1	Bush		MF 3000 Series	MF 3115, 3125	MF 3610, 3630, 3645, 3650, 3655				MF 6110, 6120, 6130, 6140, 6150				
3387137M1	Bush		MF 3070, 3075, 3080, 3085, 3090, 3095	MF 3100 Series	MF 3600 Series				MF 6150, 6160, 6170, 6180, 6190	MF 6200 Series		MF 8110, 8120, 8130, 8140, 8150, 8160	MF 8210, 8220, 8240

*Part number is used in other MF series models. ○ image of part shown on page 227.

Part Number	Description	MF 2000/5 Series	MF 3000 Series	MF 3100 Series	MF 3600 Series	MF 4200 Series	MF 4300 Series	MF 5400 (Tier 2) Series	MF 6100 Series	MF 6200 Series	MF 6400 (Tier 2) Series	MF 8100 Series	MF 8200 Series
3599263M1*	Thrust Bearing	MF 2000/5 Series				MF 4215, 4220	MF 4315, 4320						
3616003M91 (68)	Spindle		MF 3070, 3075, 3080, 3085, 3090, 3095	MF 3100 Series	MF 3600 Series				MF 6150, 6160, 6170, 6180, 6190	MF 6200 Series		MF 8110, 8120, 8130, 8140, 8150, 8160	MF 8210, 8220, 8240
3808114M91 (69)	Spindle (RH)					MF 4225, 4235, 4240, 4245, 4255, 4260, 4265, 4270	MF 4325, 4335, 4345, 4355, 4360, 4365, 4370						
3808115M91 (70)	Spindle (LH)					MF 4225, 4235, 4240, 4245, 4255, 4260, 4265, 4270	MF 4325, 4335, 4345, 4355, 4360, 4365, 4370						
3809153M91 (71)	Spindle (RH)					MF 4225, 4235, 4240, 4245, 4255, 4260, 4265, 4270	MF 4325, 4335, 4345, 4355, 4360, 4365, 4370						
3809154M91 (72)	Spindle (LH)					MF 4225, 4235, 4240, 4245, 4255, 4260, 4265, 4270	MF 4325, 4335, 4345, 4355, 4360, 4365, 4370						

Steering Arms

882262M1*	Seal - Steering Arm					MF 4225, 4235, 4240, 4245, 4255, 4260, 4265, 4270 2WD	MF 4325, 4335, 4345, 4355, 4360, 4365, 4370 2WD	MF 5425, 5435, 5445, 5455, 5460 2WD			MF 6445, 6455, 6460, 6470		
882327M1*	Bush - Steering Arm					MF 4225, 4235, 4240, 4245, 4255, 4260, 4265, 4270 2WD	MF 4325, 4335, 4345, 4355, 4360, 4365, 4370 2WD	MF 5425, 5435, 5445, 5455, 5460 2WD			MF 6445, 6455, 6460, 6470		
3808146M2	Steering Arm (RH)					MF 4225, 4235, 4240, 4245, 4255, 4260, 4265, 4270	MF 4325, 4335, 4345, 4355, 4360, 4365, 4370	MF 5425, 5435, 5445, 5455, 5460 2WD			MF 6445, 6455, 6460, 6470		
3808147M2	Steering Arm (LH)					MF 4225, 4235, 4240, 4245, 4255, 4260, 4265, 4270	MF 4325, 4335, 4345, 4355, 4360, 4365, 4370	MF 5425, 5435, 5445, 5455, 5460 2WD			MF 6445, 6455, 6460, 6470		
3907205M91	Steering Arm							MF 5465 2WD			MF 6465, 6475, 6480, 6485, 6490, 6495, 6497, 6499 2WD		

*Part number is used in other MF series models. ○ image of part shown on page 227.



Part Number	Description	MF 2000/5 Series	MF 3000 Series	MF 3100 Series	MF 3600 Series	MF 4200 Series	MF 4300 Series	MF 5400 (Tier 2) Series	MF 6100 Series	MF 6200 Series	MF 6400 (Tier 2) Series	MF 8100 Series	MF 8200 Series
3907217M1	Seal - Steering Arm							MF 5465 2WD			MF 6465, 6475, 6480, 6485, 6490, 6495, 6497, 6499 2WD		
Thrust Bearings													
1696722M1*	Thrust Washer					MF 4225, 4235, 4240, 4245, 4255, 4260, 4265, 4270	MF 4325, 4335, 4345, 4355, 4360, 4365, 4370	MF 5425, 5435, 5445, 5455, 5460 2WD			MF 6445, 6455, 6460, 6470		
3907211M91	Thrust Bearing							MF 5465 2WD			MF 6465, 6475, 6480, 6485, 6490, 6495, 6497, 6499 2WD		
Wheel Fixings													
1823598M1*	Bolt - Front Wheel Fixing		MF 3070, 3075, 3080, 3085, 3090, 3095	MF 3100 Series	MF 3600 Series			MF 5400 Series	MF 6150, 6160, 6170, 6180	MF 6200 Series	MF 6400 Series	MF 8110, 8120, 8130, 8140, 8150, 8160	MF 8210, 8220, 8240, 8250
195490M1*	Nut - Front Wheel Fixing					MF 4200 Series 2WD	MF 4300 Series 2WD	MF 5425, 5435, 5445, 5455, 5460 2WD			MF 6445, 6455, 6460, 6470		
518611M1*	Bolt - Front Wheel Fixing	MF 2000/5 Series 2WD	MF 3000 Series 2WD	MF 3115, 3125 2WD	MF 3610, 3630, 3645, 3650, 3655 2WD				MF 6110, 6120, 6130, 6140, 6150 2WD				
831420M1*	Front Wheel Stud					MF 4200 Series	MF 4300 Series	MF 5425, 5435, 5445, 5455, 5460			MF 6445, 6455, 6460, 6470		
906863M1*	Bolt - Front Wheel					MF 4215, 4220	MF 4300 Series						

*Part number is used in other MF series models.

Part Number	Description	MF 2000/5 Series	MF 3000 Series	MF 3100 Series	MF 3600 Series	MF 4200 Series	MF 4300 Series	MF 5400 (Tier 2) Series	MF 6100 Series	MF 6200 Series	MF 6400 (Tier 2) Series	MF 8100 Series	MF 8200 Series
3384620M1*	Bolt - Rear Wheel Disc Fixing	MF 2000/5 Series	MF 3000 Series	MF 3100 Series	MF 3600 Series	MF 4200 Series	MF 4300 Series	MF 5400 Series	MF 6100 Series	MF 6200 Series	MF 6400 Series	MF 8100, 8120, 8130, 8140, 8150, 8160	MF 8210, 8220, 8240, 8250, 8260
3712611M2	Nut - Front Wheel Fixing		MF 3085, 3095	MF 3120, 3125	MF 3635, 3645, 3655, 3670, 3690				MF 6150, 6160, 6170, 6180, 6190	MF 6260, 6270, 6280, 6290	MF 6465, 6475, 6480, 6485, 6490, 6495, 6497, 6499 4WD	MF 8100 Series	MF 8200 Series

FRONT AXLE

MF 100 (IT) - MF 3400 (IT) Series

Part Number	Description	MF 100 (IT) Series	MF 200 (IT) Series	MF 300 (IT) Series	MF 1000 (IT) Series	MF 3300 (SDF) Series	MF 3400 (IT) Series
Centre Beam							
1424401M1	Bush - Centre Beam Pivot - Rear	MF 154, 154 F, 154 S, 164T F/S, 184, 184 F, 184 S, 194, 194 F, 194 S	MF 253, 254, 254S, 263T, 264T, 264T S, 273, 274, 274S/SK, 283, 284, 284S, 293, 294, 294S	MF 354 F/S, 364 F/S, 374 F/H/S, 384 F/S, 394 F/H/S 4WD			
1823570M2*	Bush - Centre Beam Pivot - Front	MF 154, 154 F, 154 S, 164T F/S, 174, 174 F, 174 S, 174 V, 184, 184 F, 184 S, 194, 194 F, 194 S	MF 254, 254 S, 263T, 264T S, 273, 274, 274 S/SK, 283, 284, 284 S, 293, 294, 294S	MF 354 F/S, 364 F/S, 374 F/H/S, 384 F/S, 394 F/H/S	MF 1014		
1823571M1*	Thrust Washer	MF 154, 154 F, 154 S, 164T F/S, 174, 174 F, 174 S, 184, 184 F, 184 S, 194, 194 F, 194 S	MF 253, 254, 254 S, 263T, 264T, 264T S, 273, 274, 274 S/SK, 283, 284, 284 S, 293, 294, 294S	MF 354 F/S, 364 F/S, 374 F/H/S, 384 F/S, 394 F/H/S	MF 1014		
1823572M1	Thrust Washer	MF 154, 154 F, 154 S, 164T F/S, 174, 174 F, 174 S, 184, 184 F, 184 S, 194, 194 F, 194 S	MF 253, 254, 254 S, 263T, 264T, 264T S, 273, 274, 274 S/SK, 283, 284, 284 S, 293, 294, 294S	MF 354 F/S, 364 F/S, 374 F/H/S, 384 F/S, 394 F/H/S			
1823603M91*	Breather	MF 100 (IT) Series	MF 200 (IT) Series	MF 300 (IT) Series	MF 1000 Series		
2714131M3*	Bush - Centre Beam Pivot - Front				MF 1000 Series		
2714137M3*	Washer				MF 1000 Series		

*Part number is used in other MF series models.



Part Number	Description	MF 100 (IT) Series	MF 200 (IT) Series	MF 300 (IT) Series	MF 1000 (IT) Series	MF 3300 (SDF) Series	MF 3400 (IT) Series
3426028M2	Bush	MF 154 V, 164T V, 174 V		MF 334V, 353, 353 LX/ S, 354 AQ/ FQ/SQ/VQ, 354 V, 354 SP-PP-AP-GE, 363, 363 LX/ S, 364 AQ/FQ/SQ/VQ, 364 V, 364 SP-PP-AP-GE, 373, 373 LX/ S, 374 AQ/FQ/SQ/VQ, 374 V, 374 SP-PP-AP-GE, 377, 383, 383 LX/ S, 384 AQ/FQ/SQ/VQ, 384 V, 384 SP-PP-AP-GE, 387, 393, 393 LX/ TLX/ S, 394 AQ/FQ/SQ, 394 SP-PP-AP-GE, 394T AQ, 397, 397T	MF 1014		
0.010.0700.3	Pivot Pin					MF 3300 Series	MF 3400 Series
2.1579.004.0	Spacer					MF 3300 Series	MF 3400 Series
2.1559.455.0	Bush					MF 3300 Series	MF 3400 Series
2.1559.078.0	Bush					MF 3300 Series 2WD	MF 3400 Series 2WD
2.1559.080.0	Bush					MF 3300 Series	MF 3400 Series
2.1559.419.0	Bush					MF 3300 Series	MF 3400 Series
Differential							
339481X1*	Bearing	MF 154 V, 164T V, 174 V		MF 334 V, 353, 353 LX/ S, 354 AQ/ FQ/SQ/VQ, 354 V, 354 SP-PP-AP-GE, 363, 363 LX/ S, 364 AQ/FQ/SQ/ VQ, 364 V, 364 SP-PP-AP-GE, 373, 373 LX/ S, 374 AQ/FQ/SQ/VQ, 374 V, 374 SP-PP-AP-GE, 377, 383, 383 LX/ S, 384 AQ/FQ/SQ/VQ, 384 V, 384 SP-PP-AP-GE, 387, 393, 393 LX/ TLX/ S, 394 AQ/FQ/SQ, 394 SP-PP-AP-GE, 394T AQ, 397, 397T			

*Part number is used in other MF series models.

Part Number	Description	MF 100 (IT) Series	MF 200 (IT) Series	MF 300 (IT) Series	MF 1000 (IT) Series	MF 3300 (SDF) Series	MF 3400 (IT) Series
359236X1*	O Ring - Diff			MF 353, 353 LX S, 354 AQ/FO/SQ/VQ, 354 SP-PP-AP-GE, 363, 363 LX S, 364 AQ/FO/SQ/VQ, 364 SP-PP-AP-GE, 364 CF/373, 373 LX S, 374 AQ/FO/SQ/VQ, 374 SP-PP-AP-GE, 377, 383, 383 LX S, 384 AQ/FO/SQ/VQ, 384 SP-PP-AP-GE, 387, 393, 393 LX TLX/S, 394 AQ/FO/SQ, 394 SP-PP-AP-GE, 394T AQ, 397, 397T	MF 1000 Series		
391316X1	Oil Seal			MF 333	MF 1014		
391339X1*	Bearing	MF 194 C		MF 353, 353 LX S, 363, 363 LX S, 373, 373 LX S, 377, 383, 383 LX/S, 387, 393, 393 LX TLX/S, 397, 397T	MF 1000 Series		
392101X1*	Oil Seal	MF 154, 154 F, 154 S, 164T F/S, 174, 174 F, 174 S, 184, 184 F, 184 S, 194, 194 F, 194 S	MF 253, 254, 254 S, 263T, 264T, 264T S, 273, 274, 274 S/SK, 283, 284, 284 S, 293, 294, 294S	MF 354 F/S, 364 F/S, 374 F/H/S, 384 F/S, 394 F/H/S			
392756X1*	Oil Seal			MF 383 S, 393 S	MF 1000 Series		
1423444M1*	Cross Piece	MF 154, 154 S, 174, 174 S, 184, 184 S, 194	MF 253, 254, 254 S, 263T, 264T, 264T S, 273, 274, 274 S/SK, 283, 284, 284 S, 293, 294, 294S	MF 383, 383 LX/S, 387, 393, 393 LX TLX/S, 397, 397T			
1429021M1*	Cross Piece			MF 383, 393, 397, 397T	MF 1000 Series		
1440642X1*	Bearing			MF 353, 353 LX/S, 363, 363 LX/S, 373, 373 LX/S, 377, 383, 383 LX/S, 387, 393, 393 LX TLX/S, 397, 397T			
3019947X1*	Nut - Crown Wheel Fixing	MF 154 V, 164T V, 174 V		MF 334 V, 353, 353 LX/S, 354 V, 363, 363 LX/S, 364 V, 373, 373 LX/S, 374 V, 377, 383, 383 LX/S, 384 V, 387, 393, 393 LX TLX/S, 397, 397T	MF 1000 Series		
3310490M91	Cross Piece	MF 154 F, 154 S, 164T F/S, 174 F, 174 S, 184 F, 184 S, 194 F, 194 S		MF 353, 353 LX/S, 354 F/S, 363, 363 LX/S, 364 F/S, 373, 373 LX/S, 374 F/H/S, 377, 384 F/S, 394 F/H/S			
3427302M1*	Bolt - Crown Wheel Fixing			MF 353, 353 LX/S, 363, 363 LX/S, 373, 373 LX/S, 377, 383, 383 LX/S, 387, 393, 393 LX TLX/S, 397, 397T	MF 1000 Series		
3427406M1*	Cross Piece	MF 154 V, 164T V, 174 V		MF 334V, 354 AQ/FO/SQ/VQ, 354 V, 354 SP-PP-AP-GE, 364 AQ/FO/SQ/VQ, 364 V, 364 SP-PP-AP-GE, 374 AQ/FO/SQ/VQ, 374 V, 374 SP-PP-AP-GE, 384 AQ/FO/SQ/VQ, 384 V, 384 SP-PP-AP-GE, 394 AQ/FO/SQ, 394 SP-PP-AP-GE, 394T AQ			

*Part number is used in other MF series models.



Part Number	Description	MF 100 (IT) Series	MF 200 (IT) Series	MF 300 (IT) Series	MF 1000 (IT) Series	MF 3300 (SDF) Series	MF 3400 (IT) Series
3428942M1*	Oil Seal			MF 353, 353 LX, 354 AQ/FO/SO/VQ, 354 SP-PP-AP-GE, 363, 363 LX, 364 AQ/FO/SO/VQ, 364 SP-PP-AP-GE, 373, 373 LX, 374 AQ/FO/SO/VQ, 374 SP-PP-AP-GE, 377, 383, 383 LX, 384 AQ/FO/SO/VQ, 384 SP-PP-AP-GE, 387, 393, 393 LX/TLX, 394 AQ/FO/SQ, 394 SP-PP-AP-GE, 394T AQ, 397, 397T			
4205521M1*	Nut	MF 134CM, 154, 154 C, 154 F, 154 S, 154 V, 164T F/SV, 174, 174 C, 174 F, 174 S, 174 V, 184, 184 F, 184 S, 194, 194 C, 194 F, 194 S		MF 300 (IT) Series			
70272712*	Bearing			MF 383, 393, 397, 397T	MF 1014		
Final Drive							
000051723*	Oil Seal - Axle Shaft			MF 353, 353 LX, 363, 363 LX, 373, 373 LX, 377, 383, 383 LX, 387, 393, 393 LX/ TLX, 397, 397T			
392108X1*	Oil Seal	MF 154, 154 F, 154 S, 164T F/S, 174, 174 S, 184, 184 F, 184 S, 194, 194 F, 194 S	MF 253, 254, 254 S, 263T, 264T, 264T S, 273, 274, 274 S/SK, 283, 284, 284 S, 293, 294, 294S	MF 354 F/S, 364 F/S, 374 F/H/S, 384 F/S, 394 F/H/S	MF 1014		
3955521X1*	Oil Seal	MF 184 F, 184 S, 194 F, 194 S			MF 1000 Series		
3955522X1*	Oil Seal	MF 184 S			MF 1000 Series		
3955523X1*	Oil Seal				MF 1000 Series		
3955527X1*	Oil Seal	MF 154, 154 F, 154 S, 164T F/S, 174, 174 F, 174 S, 184, 184 F, 184 S, 194, 194 F, 194 S	MF 253, 254, 254 S, 263T, 264T, 264T S, 273, 274, 274 S/SK, 283, 284, 284 S, 293, 294, 294S	MF 354 F/S, 364 F/S, 374 F/H/S, 384 F/S, 394 F/H/S	MF 1014		

*Part number is used in other MF series models.

Part Number	Description	MF 100 (IT) Series	MF 200 (IT) Series	MF 300 (IT) Series	MF 1000 (IT) Series	MF 3300 (SDF) Series	MF 3400 (IT) Series
3015376X1*	Seal - Final Drive	MF 134 V, 154 V, 164T V		MF 334 V, 353, 353 LX/S, 354 AQ/ FO/SO/VQ, 354 F/S/V, 354 SP-PP- AP-GE, 363, 363 LX/S, 364 S, 364 SP-PP-AP-GE, 373, 373 LX/S, 374 S, 374 SP-PP-AP-GE, 377, 383, 383 LX/S, 384 S, 384 SP-PP-AP-GE, 387, 393, 393 LX/ TLX/S, 394 S, 394 SP-PP-AP-GE, 397, 397T			
3019957X1*	Oil Seal - Axle Shaft - Final Drive	MF 174 F, 194 F		MF 353 S, 354 F, 363 S, 364 F, 373 S, 374 FH, 377, 383 S, 384 F, 387, 393 S, 394 F/H, 397, 397T	MF 1000 Series		
3019960X1*	Oil Seal	MF 174 V		MF 354 VQ, 364 AQ/FO/SO/VQ, 364 F/S/V, 364 SP-PP-AP-GE, 374 AQ/ FO/SO/VQ, 374 FH/S/V, 374 SP-PP- AP-GE, 383, 384 AQ/FO/SO/VQ, 384 F/S/V, 384 SP-PP-AP-GE, 393, 394 AQ/FO/SO, 394 F/H/S, 394 SP-PP-AP- GE, 394T AQ, 397, 397T	MF 1000 Series		
3428521M2*	Seal - Final Drive			MF 354 AQ/FO/SO/VQ, 354 SP- PP-AP-GE, 364 AQ/FO/SO/VQ, 364 SP-PP-AP-GE, 374 AQ/FO/SO/VQ, 374 SP-PP-AP-GE, 384 AQ/FO/SO/VQ, 384 SP-PP-AP-GE, 394 AQ/FO/SO, 394 SP-PP-AP-GE, 394T AQ			
3429404M1*	Needle Roller - Final Drive	174 F		MF 354 VQ, 364 AQ/FO/SO/VQ, 364 F/S/V, 364 SP-PP-AP-GE, 374 AQ/ FO/SO/VQ, 374 FH/S/V, 374 SP-PP-AP- GE, 383, 384 VQ, 384 V, 397, 397T	MF 1014		
005104102*	Bearing Assembly - Final Drive	MF 174 V		MF 354 VQ, 364 AQ/FO/SO/VQ, 364 F/S/V, 364 SP-PP-AP-GE, 374 AQ/ FO/SO/VQ, 374 FH/S/V, 374 SP-PP- AP-GE, 383, 384 AQ/FO/SO/VQ, 384 F/S/V, 384 SP-PP-AP-GE, 393, 394 AQ/FO/SO, 394 F/H/S, 394 SP-PP-AP- GE, 394T AQ, 397, 397T			
005104366*	Bearing - Hub	MF 134 V, 154 V, 164T V		MF 334V, 353, 353 LX/S, 354 AQ/ FO/SO, 354 F/S/V, 354 SP-PP-AP-GE, 363, 363 LX/S, 364 S, 364 SP-PP- AP-GE, 373, 373 LX/S, 374 S, 374 SP-PP-AP-GE, 377, 383, 383 LX/S, 384 S, 384 SP-PP-AP-GE, 387, 393, 393 TLX/ LX/S, 394 S, 394 SP-PP- AP-GE, 397, 397T			
Front Wheel							
3581857M2*	Rim - Front Wheel 12 x 28			MF 353, 353 LX/S, 363, 363 LX/S, 373, 373 LX/S			


*Part number is used in other MF series models.



Part Number	Description	MF 100 (IT) Series	MF 200 (IT) Series	MF 300 (IT) Series	MF 1000 (IT) Series	MF 3300 (SDF) Series	MF 3400 (IT) Series
Hubs							
390876X1*	Front Hub Bearing - Outer	MF 134C, 154 C, 154 F, 154 S, 164T/ F/S, 174, 174 C, 174 F, 174 S, 184, 184 F, 184 S, 194, 194 C, 194 F, 194 S	MF 234 C/ CF, 244 CF, 253, 254, 254 C/CF/S, 263T, 264T, 264T CF, 264T S, 273, 274, 274C/ CF/ S/ SK, 283, 284, 284 S, 293, 294, 294C, 294S	MF 354 F/S, 356 CF, 364 F/S, 364 CF, 366 CF, 367 CF, 374 F/H/S, 376 C/CF/XCF, 383, 383 LX/ S, 384 F/S, 387, 383, 393 LX/ TLX/ S, 394 F/H/S, 394C, 396C/ CF/ CT, 397, 397T			
1109989	Bearing - Outer					MF 3300 Series	MF 3400 Series
1442253X1*	Bearing - Inner					MF 3300 Series	MF 3400 Series 2RM
005104366*	Wheel Bearing - Inner / Outer	MF 134 V, 154 V, 164T V		MF 334 V, 353, 353 LX/ S, 354 AO/ FO/SQ, 354 F/S/W, 354 SP-FP-AP-GE, 363, 363 LX/ S, 364 S, 364 SP-FP- AP-GE, 373, 373 LX/ S, 374 S, 374 SP-FP-AP-GE, 377, 383, 383 LX/ S, 384 S, 384 SP-FP-AP-GE, 387, 393, 393 LX/ TLX/ S, 394 S, 394 SP-FP- AP-GE, 397, 397T			
70918787*	Nut						
F385103220030*	Bearing - Inner	MF 134C, 154C, 174C	MF 234 C/ CF, 244 CF, 254 C/ CF, 264T CF, 274C/ CF	MF 356 CF, 364 CF, 366 CF, 367 CF, 376 C/CF/XCF, 394C, 396C/ CF/ CT	MF 1000 Series	MF 3300 Series 2WD	MF 3400 Series 2RM
0.001.2921.0	Gasket						MF 3400 Series 2RM
2.1529.007.0/1	Seal						MF 3400 Series 2RM

*Part number is used in other MF series models.

Part Number	Description	MF 100 (IT) Series	MF 200 (IT) Series	MF 300 (IT) Series	MF 1000 (IT) Series	MF 3300 (SDF) Series	MF 3400 (IT) Series
Pivots							
392184X1* ⁽⁷³⁾	Seal	MF 134V, 154, 154 F, 154 S, 154 V, 164T F/S/W, 174, 174 F, 174 S, 174 V, 184 F, 184 S, 194 F, 194 S	MF 233, 234 CF, 244 CF, 253, 254, 254 CF/S, 263T, 264T, 264T CF, 264T S, 273, 274, 274C/ CF/S/SK, 283, 284, 284 S, 293, 294, 294C, 294S	MF 333, 334 V, 353, 353 S, 354 F/S/V, 354 SP-FP-AP-GE, 356 CF, 363, 363 S, 364 F/S/W, 364 SP-FP-AP-GE, 364 CF, 366 CF, 367 CF, 373, 373 S, 374 F/H/S/W, 374 SP-FP-AP-GE, 377, 383, 383 S, 384 S/V, 384 SP-FP-AP-GE, 387, 393, 393 S, 394 F/H/S, 394 SP-FP-AP-GE, 394C, 397, 397T			
1427448M1*	Bearing	MF 154, 154 S, 174, 174 S, 184 S	MF 253, 254, 254 S, 273, 274, 274 S, 283, 284 S, 293, 294S				
1427449M3* ⁽⁷⁴⁾	Pivot	MF 154, 154 S, 174, 174 S, 184 S	MF 253, 254, 254 S, 273, 274, 274 S, 283, 293, 294S				
1617846M1*	Bearing Assembly - Pivot				MF 1000 Series		
1823560M1* ⁽⁷⁵⁾	Pivot	MF 154, 174, 184, 194	MF 254, 274				
1823575M1*	Ring	MF 154, 174, 184, 194	MF 254, 274				
3009744X1* ⁽⁷⁶⁾	O Ring - Pivot	MF 154 F, 154 S, 164T F/S, 174 F, 174 S, 184 F, 184 S, 194 F, 194 S	MF 263T, 264T, 264T S, 273, 273 SK, 283, 284, 293, 294, 294S	MF 353, 353 LX/S, 354 F/S, 363, 363 LX/S, 364 F/S, 373, 373 LX/S, 374 F/H/S, 377, 383, 383 LX/S, 384 F/S, 387, 393, 393 LX/TLX/S, 394 F/H/S, 397, 397T			
3310930M91* ⁽⁷⁷⁾	Bearing Assembly - Pivot	MF 154 F, 154 S, 164T F/S, 174 F, 174 S, 184 F, 184 S, 194 F, 194 S	MF 253, 254, 263T, 264T, 264T S, 273, 274, 274 SK, 283, 284, 293, 294, 294S	MF 353, 353 LX/S, 354 F/S, 363, 363 LX/S, 364 F/S, 373, 373 LX/S, 374 F/H/S, 377, 383, 383 LX/S, 384 F/S, 387, 393, 393 LX/TLX/S, 394 F/H/S, 397, 397T			
3426152M1*	Bearing				MF 1014		
3426332M1*	Pivot			MF 383, 393, 397, 397T	MF 1000 Series		



*Part number is used in other MF series models.

10+

FRONT AXLE



MF 100 (IT) - MF 3400 (IT) Series



Part Number	Description	MF 100 (IT) Series	MF 200 (IT) Series	MF 300 (IT) Series	MF 1000 (IT) Series	MF 3300 (SDF) Series	MF 3400 (IT) Series
3426523M2*	Pivot	MF 154 F, 154 S, 164T, F/S, 174 F, 174 S, 184 F, 184 S, 194 F, 194 S		MF 353, 353 LX/S, 354 F/S, 363, 363 LX/S, 364 F/S, 373, 373 LX/S, 374 F/H/S, 377, 383, 383 LX/S, 384 F/S, 387, 393, 393 LX/TLX/S, 394 F/H/S, 397, 397T			
3426619M1*	Bearing Pivot			MF 383, 393, 397, 397T	MF 1000 Series		
Spindles							
1423646M91	Spindle	MF 174, 184, 194					
1424579M94	Spindle	MF 154	MF 233, 234 S, 253, 254, 254 S, 263T, 264T, 264T S	MF 333, 353, 353 LX/S, 363, 363 LX/S			
Wheel Fixings							
1823598M1*	Bolt - Front Wheel Fixing	MF 154, 174, 184, 194, 194F	MF 253, 254, 254S, 263T, 264T, 164T S, 273, 274, 274 S, SK, 284, 284S, 294, 294S	MF 374 F/H, 374 SP-FP-AP-GE, 394 F/H, 394 SP-FP-AP-GE	MF 1014		
3384620M1*	Bolt - Rear Wheel Disc Fixing			MF 353, 353 LX/S, 363, 363 LX/S, 373, 373 LX/S, 383, 383 LX/S, 393, 393 LX/S			


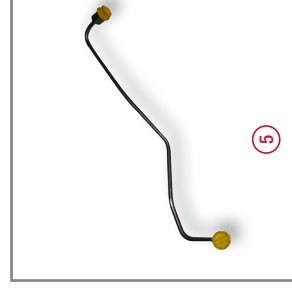
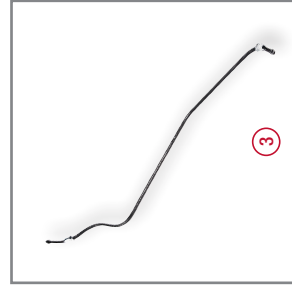

*Part number is used in other MF series models.

10+ | FUEL SYSTEM





Part Number	Description	TE 20, FE 35, MF 35, MF 35X, MF 65	MF 100 (UK) Series	MF 100 (FR) Series	MF 200 (UK & FR) Series	MF 200 (TR) Series	MF 300 Series	MF 500 Series	MF 600 Series
Fuel Pipe Assembly									
376524X1* ①	Olive		MF 100 (UK) Series	MF 133, 135, 133/135 MKIII/135 V, 135/148 MKIII/135/145 V/S, 145, 145 MKIII/145 V, 152, 152 MKIII/152 F/S/V, 155, 158, 158 MKIII/158 F/S/V, 165/168/185/188, 165 MKIII/178, 168 MKIII/168 F/S	MF 200 Series	MF 200 (TR) Series	MF 300 Series	MF 500 Series	MF 600 Series
376525X1*	Olive		MF 100 (UK) Series	MF 130, 133, 135, 145, 152, 155, 158, 158 MKIII/158 F/S/V, 165/168/185/188, 165 MKIII/178, 168 MKIII/168 F/S	MF 200 Series	MF 200 (TR) Series	MF 300 Series	MF 500 Series	MF 600 Series
827257M92	Fuel Pipe	FE 35, MF 35							
887046M92 ②	Fuel Pipe		MF 135, 148	MF 133, 135, 133/135 MKIII/135 V, 135/148 MKIII/135 V, 135/148 MKIII/135/145 V/S, 145, 145 MKIII/145 V, 152, 152 MKIII/152 F/S/V	MF 230, 240, 250	MF 230, 240, 240S			
888488M93 ③	Fuel Pipe		MF 135, 148		MF 230, 240, 250				



*Part number is used in other MF series models.

Part Number	Description	TE 20, FE 35, MF 35, MF 35X, MF 65	MF 100 (UK) Series	MF 100 (FR) Series	MF 200 (UK & FR) Series	MF 200 (TR) Series	MF 300 Series	MF 500 Series	MF 600 Series
888477M91	Fuel Pipe		MF 165, 175, 178	MF 165 MKIII/ 178					
888479M91	Fuel Pipe		MF 165, 168, 175, 175S, 178, 185, 188	MF 165/ 168/ 185/ 188, 165 MKIII/ 178, 168 MKIII/ 168 F/S					
888492M91	Fuel Pipe		MF 165, 168, 175, 175S, 178, 185, 188	MF 165/ 168/ 185/ 188, 165 MKIII/ 178, 168 MKIII/ 168 F/S					
890322M92	Fuel Pipe		MF 135	MF 133, 135, 145					
890324M93	Fuel Pipe	MF 35, MF 35X							
893862M91	Fuel Pipe	MF 35, MF 35X		MF 133, 135					
1613420M91	Fuel Pipe							MF 565, 575, 590	MF 675, 690
1660415M93	Fuel Pipe				MF 235, 245, 250, 255			MF 550	
1660416M92 ④	Fuel Pipe				MF 235, 245, 250, 255			MF 550	
1860390M91	Fuel Pipe		MF 165, 168, 185, 188	MF 165 MKIII/ 178		MF 230, 240, 240S	MF 342, 350		
3638621M91* ⑤	Injection Pipe								
3641094M91* ⑥	Injection Pipe		MF 165, 168, 175, 175S, 178, 185, 188	MF168 MKIII/ 168 F/S	MF 265, 275, 285, 290	MF 265S, 285S	MF 362, 365, 375, 375E, 390, 390E	MF 565, 575, 590	MF 675, 690
3641095M91*	Injection Pipe		MF 165, 168, 175, 175S, 178, 185, 188	MF168 MKIII/ 168 F/S	MF 265, 275, 285, 290	MF 265S, 285S	MF 362, 365, 375, 375E, 390, 390E	MF 565, 575, 590	MF 675, 690
3641156M91*	Injection Pipe		MF 165, 168, 175, 175S, 178, 185, 188	MF168 MKIII/ 168 F/S	MF 265, 275, 285, 290	MF 265S, 285S	MF 362, 365, 375, 375E, 390, 390E	MF 565, 575, 590	MF 675, 690
3641262M91*	Tube		MF 165, 168, 175, 175S, 178, 185, 188	MF168 MKIII/ 168 F/S	MF 265, 275, 285, 290	MF 265S, 285S	MF 362, 365, 375, 375E, 390, 390E	MF 565, 575, 590	MF 675, 690

Fuel Tank Filler Caps

001584U91	Filler Cap	MF 35, 35X - A3, 152 Engine, MF 65	MF 100 (UK) Series	MF 130, 133, 135, 133/ 135 MKIII/ 135 V, 135/ 148 MKIII/ 135/ 145 V/S, 145, 145 MKIII/ 145 V, 152 MKIII/ 152 F/S/V, 155, 158 MKIII/ 158 F/S/V, 165 MKIII/ 178	MF 200 Series	MF 200 (TR) Series	MF 375E, 390E	MF 500 Series	MF 600 Series
963023M2 ⑦	Filler Cap	MF 35, MF 35X, MF 65	MF 100 (UK) Series	MF 130, 133/ 135 MKIII/ 135 V, 135/ 148 MKIII/ 135/ 145 V/S, 145, 145 MKIII/ 152 F/S/V, 155, 158 MKIII/ 158 F/S/V, 165 MKIII/ 178, 168 MKIII/ 168 F/S	MF 235, 240, 245, 250, 255, 260, 265, 275, 285, 290, 298			MF 560, 575, 590, 592, 595, 595MKII	MF 600 Series


*Part number is used in other MF series models.





Part Number	Description	TE 20, FE 35, MF 35, MF 35X, MF 65	MF 100 (UK) Series	MF 100 (FR) Series	MF 200 (UK & FR) Series	MF 200 (TR) Series	MF 300 Series	MF 500 Series	MF 600 Series
1695732M1	Filler Cap						MF 300 Series		
Fuel Tank Sender Units									
897389M91 ⁽⁸⁾	Sender Unit		MF 165, 168, 175, 175S, 178, 185, 188	MF 165 MKIII/ 178					
897403M91	Sender Unit		MF 135	MF 133, 135					
1617869M2*	Gasket - Fuel Tank Sender Unit			MF 168 MKIII/ 168 F/S	MF 235, 240, 245, 250, 255, 265, 275, 285, 290, 298	MF 200 (TR) Series	MF 375E, 390E	MF 500 Series	MF 600 Series
1613684M92 ⁽⁹⁾	Fuel Tank Sender Unit							MF 565	
1667409M91	Sender Unit							MF 550, 560	
1678518M2	Sender Unit				MF 298				MF 600 Series
1695737M2 ⁽¹⁰⁾	Sender Unit						MF 365, 375, 390, 390T, 398, 399		
1861789M91	Sender Unit		MF 135, 148						
3762526M91	Sender Unit						MF 365, 375, 390, 390T, 398		
3762527M91 ⁽¹¹⁾	Sender Unit						MF 365, 375, 390, 390T, 398, 399		
3762581M1 ⁽¹²⁾	Sender Unit		MF 165, 168, 185	MF 165/ 168/ 185/ 188, 165 MKIII/ 178, 168 MKIII/ 168 F/S	MF 265, 275, 285, 290, 298		MF 375E, 390E		

*Part number is used in other MF series models.



Part Number	Description	TE 20, FE 35, MF 35, MF 35X, MF 65	MF 100 (UK) Series	MF 100 (FR) Series	MF 200 (UK & FR) Series	MF 200 (TR) Series	MF 300 Series	MF 500 Series	MF 600 Series
3762582M1	Sender Unit				MF 230, 240, 250				
Fuel Tank Taps									
898540M91	Tap - Fuel Tank		MF 135, 148	MF 133, 135	MF 230, 235, 240, 245, 250, 255, 260	MF 230, 240, 240S			
898580M91 ⁽¹³⁾	Tap - Fuel Tank		MF 165 (A4.212), 168, 175, 175S, 178, 185, 188	MF 165/168/185/188, 165 MKIII/178, 168 MKIII/168 F/S	MF 265, 275, 285, 290, 298	MF 265S, 275, 285S, 290			
1694985M92	Tap - Fuel Tank				MF 230, 240, 265, 275, 290		MF 340, 342, 350, 352, 355, 360, 362, 365, 375, 375E, 390, 390E, 390T, 398		
1851653M91* ⁽¹⁴⁾	Tap - Fuel Tank	MF 35, 35X A3.152 Diesel Engine MF 65 - AD4.203 Engine	MF 135, 148, 165 (AD4.203)	MF 133, 135, 133/135 MKIII/135 V, 135/148 MKIII/135/145 V/S, 145, 145 MKIII/145 V, 152 MKIII/152 F/S/V, 155, 158, 158 MKIII/158 F/S/V	MF 230, 235, 245, 250, 255, 260				




*Part number is used in other MF series models.



Part Number	Description	MF 2000/5 Series	MF 3000 Series	MF 3100 Series	MF 3600 Series	MF 4200 Series	MF 4300 Series	MF 5400 (Tier 2) Series	MF 6100 Series	MF 6200 Series	MF 6400 (Tier 2) Series	MF 8100 Series	MF 8200 Series
Fuel Pipe Assembly													
376524X1*	Olive	MF 2000/5 Series	MF 3000 Series	MF 3100 Series	MF 3610, 3630, 3635, 3645, 3650, 3655	MF 4200 Series	MF 4300 Series	MF 5445, 5455, 5460, 5465	MF 6100 Series	MF 6200 Series	MF 6445, 6455, 6465, 6475, 6480	MF 8110, 8120, 8130	MF 8210, 8220
376525X1*	Olive	MF 2000/5 Series	MF 3000 Series	MF 3100 Series	MF 3610, 3630, 3635, 3645, 3650, 3655	MF 4200 Series	MF 4300 Series	MF 5465	MF 6100 Series	MF 6200 Series	MF 6465, 6475, 6480	MF 8110, 8120, 8130	MF 8210, 8220
3641094M91*	Injection Pipe		MF 3050, 3060										
3641095M91*	Injection Pipe		MF 3050, 3060										
3641156M91*	Injection Pipe		MF 3050, 3060										
3641262M91* (15)	Tube		MF 3050, 3060										
Fuel Tank Filler Caps													
3041489M4 (16)	Filler Cap	MF 2000/5 Series	MF 3000 Series	MF 3100 Series	MF 3600 Series				MF 6100 Series	MF 6200 Series		MF 8110, 8120, 8130, 8140, 8150, 8160	
3786050M1	Fuel Tank Filler Cap							MF 5400 Series			MF 6400 Series		
4274363M1 (17)	Fuel Tank Filler Cap Lockable Filler Cap							MF 5400 Series			MF 6400 Series		

*Part number is used in other MF series models.

Part Number	Description	MF 2000/5 Series	MF 3000 Series	MF 3100 Series	MF 3600 Series	MF 4200 Series	MF 4300 Series	MF 5400 (Tier 2) Series	MF 6100 Series	MF 6200 Series	MF 6400 (Tier 2) Series	MF 8100 Series	MF 8200 Series
Fuel Tank Sender Units													
1617869M2*	Gasket - Fuel Tank Sender Unit	MF 2000/5 Series	MF 3000 Series	MF 3100 Series	MF 3600 Series	MF 4200 Series	MF 4300 Series	MF 5425, 5435, 5445, 5455, 5460, 5465	MF 6100 Series	MF 6200 Series	MF 6400 Series	MF 8110, 8120, 8130, 8140, 8150, 8160, 8170, 8180	MF 8200 Series
3582876M1	Sender Unit		MF 3635, 3645, 3655, 3670, 3680, 3690									MF 8110, 8120, 8130, 8140, 8150, 8160	MF 8210, 8220
3807653M92 (18)	Sender Unit					MF 4225, 4235, 4240, 4245, 4255, 4260, 4265, 4270	MF 4325, 4335, 4345, 4355, 4360, 4365, 4370						
4276588M3 (19)	Fuel Tank Sender Unit										MF 6465, 6475, 6480		
4276589M3	Fuel Tank Sender Unit										MF 6485, 6490, 6495, 6497		
4294448M1	Fuel Tank Sender Unit							MF 5400 Series			MF 6445, 6455, 6460, 6470		
4294449M1	Fuel Tank Sender Unit							MF 5425, 5435, 5445, 5455, 5460			MF 6445, 6455		
Fuel Tank Taps													
1851653M91* (20)	Tap - Fuel Tank	MF 2000/5 Series											




*Part number is used in other MF series models.



Part Number	Description	MF 100 (IT) Series	MF 200 (IT) Series	MF 300 (IT) Series	MF 1000 (IT) Series	MF 3300 (IT) Series	MF 3400 (IT) Series	
Fuel Pipe Assembly								
376524X1*	Olive	MF 100 (IT) Series	MF 200 (IT) Series	MF 300 (IT) Series	MF 1000 Series	MF 3300 Series Cab/ Footstep	MF 3400 Series	
376525X1*	Olive	MF 100 (IT) Series	MF 200 (IT) Series	MF 300 (IT) Series MF 333, 334 V, 353, 353 LX S, 354 AQ/FO/SO/VQ, 354 F/S/V, 354 SP-FP-AP-GE, 356 CF, 363, 363 LX S, 364 AQ/FO/SO/VQ, 364 F/S/V, 364 SP-FP-AP-GE, 366 CF, 367 CF, 373, 373 LX S, 374 AQ/FO/SO/ VQ, 374 F/H/S/V, 374 SP-FP-AP-GE, 376 C/CF/XCF, 377, 383, 383 LX S, 384 AQ/FO/SO/VQ, 384 F/S/V, 384 SP-FP-AP-GE, 387, 393, 393 LX/TLX/ S, 394 AQ/FO/SQ, 394 F/H/S, 394 SP-FP-AP-GE, 394C, 394T AQ, 396C/ CF/CT, 397, 397T	MF 200 (IT) Series	MF 1000 Series MF 1014, 1134	MF 3300 Series Cab/ Footstep	
3638621M91*	Injection Pipe		MF 244 CF, 254 CF	MF 353, 353 LX S, 354 AQ/FO/SQ/ VQ, 354 F/S/V, 354 SP-FP-AP-GE, 356 CF				
3641094M91* (21)	Injection Pipe	MF 174, 174 C, 174 F, 174 S, 174 V, 184, 184 F, 184 S, 194, 194 C, 194 F, 194 S	MF 273, 274, 274C/ CF/ S/ SK, 283, 284, 284 S, 293, 294, 294C, 294S	MF 367 CF, 373, 373 LX, 374 AQ/FO/ SO/VQ, 374 F/H/V, 374 SP-FP-AP-GE, 376 C/CF/XCF, 377, 383, 383 LX, 384 AQ/FO/SO/VQ, 384 F/V, 384 SP-FP-AP-GE, 387, 393, 393 LX/TLX, 394 AQ/FO/SQ, 394 SP-FP-AP-GE, 396C/ CF, 397				
3641095M91* (22)	Injection Pipe	MF 174, 174 C, 174 F, 174 S, 174 V, 184, 184 F, 184 S, 194, 194 C, 194 F, 194 S	MF 273, 274, 274C/ CF/ S/ SK, 283, 284, 284 S, 293, 294, 294C, 294S	MF 367 CF, 373, 373 LX, 374 AQ/FO/ SO/VQ, 374 F/H/V, 374 SP-FP-AP-GE, 376 C/CF/XCF, 377, 383, 383 LX, 384 AQ/FO/SO/VQ, 384 F/V, 384 SP-FP-AP-GE, 387, 393, 393 LX/TLX, 394 AQ/FO/SQ, 394 SP-FP-AP-GE, 396C/ CF, 397				

*Part number is used in other MF series models.



Part Number	Description	MF 100 (IT) Series	MF 200 (IT) Series	MF 300 (IT) Series	MF 1000 (IT) Series	MF 3300 (IT) Series	MF 3400 (IT) Series
3641156M91*	Injection Pipe	MF 174, 174 C, 174 F, 174 S, 174 V, 184, 184 F, 184 S, 194, 194 C, 194 F, 194 S	MF 273, 274, 274C/CF/ S/ SK, 283, 284, 293, 294, 294C, 294S	MF 367 CF, 373, 373 LX S, 374 AQ/ FQ/SQ/VQ, 374 F/H/SW, 374 SP-FP- AP-GE, 376 C/CF/XCF, 377, 383, 383 LX S, 384 AQ/FO/SQ/VQ, 384 F/S/W, 384 SP-FP-AP-GE, 387, 383, 393 LX TLX/ S, 394 AQ/FO/SQ, 394 F/H/S, 394 SP-FP-AP-GE, 396C/ CF, 397	MF 373 S, 374 S, 376 C/CF, 377, 383, 383 LX S, 384 AQ/FO/SQ/VQ, 384 F/S/W, 384 SP-FP-AP-GE, 387, 393, 393 LX S, 394 AQ/FO/SQ, 394 F/H/S, 394 SP-FP-AP-GE, 396C/ CF, 397		
3641262M91*	Tube	MF 174, 174 C, 174 F, 174 S, 174 V, 184, 184 F, 184 S, 194, 194 C, 194 F, 194 S	MF 273, 274, 274C/CF/ S/ SK, 283, 284, 284 S, 293, 294, 294C, 294S				
Fuel Tank Filler Caps							
1825066M92	Filler Cap	MF 134C, 154, 154 C, 174, 174 C, 184, 194, 194 C	MF 234 S				
3300019M91	Filler Cap	MF 154 S, 174 S, 184 S	MF 234 C/ CF, 244 CF, 254 C/ CF, 264T CF, 274C/ CF/ SK, 284 S, 294C, 294S	MF 364 CF, 394C	MF 1014		
0.012.3914.3	Tank Cap					MF 3300 Series	MF 3400 Series

*Part number is used in other MF series models.

Part Number	Description	MF 100 (IT) Series	MF 200 (IT) Series	MF 300 (IT) Series	MF 1000 (IT) Series	MF 3300 (IT) Series	MF 3400 (IT) Series
Fuel Tank Sender Units							
3530864M92	Sender Unit		MF 233, 253, 273, 283, 284, 293, 294				
3532753M93	Sender Unit			MF 377, 387, 397			
1425614M91	Sender Unit				MF 1114, 1134		
1825031M91 ⁽²³⁾	Sender Unit	MF 134C, 154, 154 C, 174, 174 C, 184, 194, 194 C	MF 233, 234 S, 253, 254, 254 S, 263T, 264T, 264T S, 273, 274, 274 S, 283, 284, 293, 294				
3301628M91 ⁽²⁴⁾	Sender Unit				MF 1014		
3307091M92 ⁽²⁵⁾	Sender Unit	MF 154 F, 154 S, 174 F, 174 S, 184 F, 184 S, 194 F, 194 S		MF 354 AQ/FO/SQ, 354 F/S, 354 SP-FP-AP-GE, 364 AQ/FO/SQ, 364 F/S, 364 SP-FP-AP-GE, 374 AQ/FO/SQ, 374 F/H/S, 374 SP-FP-AP-GE, 384 AQ/FO/SQ, 384 F/S, 384 SP-FP-AP-GE, 394 AQ/FO/SQ, 394 F/H/S, 394 SP-FP-AP-GE, 394T AQ			
Fuel Tank Taps							
3302134M91 ⁽²⁶⁾	Tank Tap	MF 134C, 154, 154 C, 174, 174 C, 184, 194, 194 C	MF 233, 234 S, 254, 254 S, 263T, 264T, 264T S, 273, 274, 274 S, 283, 284, 284 S, 293, 294, 294S				

*Part number is used in other MF series models. ○ image of part shown on page 249.

10⁺ | HYDRAULIC LIFT






Part Number	Description	TE 20, FE 35, MF 35, MF 35X, MF 65	MF 100 (UK) Series	MF 100 (FR) Series	MF 200 (UK & FR) Series	MF 200 (TR) Series	MF 300 Series	MF 500 Series	MF 600 Series
Cross Shaft									
180916M1	Clip	TE 20, FE 35, MF 35, MF 35X, MF 65	MF 135, 165, 175, 178						
180917M1	Washer	TE 20, FE 35, MF 35, MF 35X, MF 65	MF 135, 165, 175, 178						
180970M3 ①	Arm	FE 35, MF 35, MF 35X, MF 65							
184359M2	Cross Shaft	FE 35, MF 35, MF 35X, MF 65		MF 130					
886405M1 ②	Arm - Cross Shaft		MF 135, 148, 165	MF 133, 135, 133/135 MKII/135 V, 135/148 MKIII/135 V, 135/148 MKIII/135/145 V/S, 145, 145 MKIII/145 V, 152, 152 MKIII/152 F/S/V, 155, 158, 158 MKIII/158 F/S/V, 165 MKIII/178, 165/168/185/188, 168 MKIII/168 F/S	MF 230, 235, 240, 245, 250, 255, 265, 275	MF 230, 240, 240S		MF 550, 560	
897567M3 ③	Cross Shaft		MF 100 (UK) Series	MF 133, 135, 133/135 MKII/135 V, 135/148 MKIII/135/145 V/S, 145, 145 MKIII/145 V, 152, 152 MKIII/152 F/S/V, 155, 158, 158 MKIII/158 F/S/V, 165 MKIII/178, 165/168/185/188, 168 MKIII/168 F/S	MF 200 Series	MF 200 (TR) Series	MF 300 Series	MF 500 Series	MF 600 Series
1504212M1* ④	O Ring - Cross Shaft		MF 135						
1870954M1 ⑤	Bush - Cross Shaft		MF 100 (UK) Series	MF 133, 135, 133/135 MKII/135 V, 135/148 MKIII/135/145 V/S, 145 MKIII/145 V, 152, 152 MKIII/152 F/S/V, 155, 158, 158 MKIII/158 F/S/V, 165 MKIII/178, 168 MKIII/168 F/S	MF 200 Series	MF 200 (TR) Series	MF 300 Series	MF 500 Series	MF 600 Series

*Part number is used in other MF series models.

Part Number	Description	TE 20, FE 35, MF 35, MF 35X, MF 65	MF 100 (UK) Series	MF 100 (FR) Series	MF 200 (UK & FR) Series	MF 200 (TR) Series	MF 300 Series	MF 500 Series	MF 600 Series
359136X1	O Ring		MF 100 (UK) Series	MF 133/135 MKIII/135 V, 135/148 MKIII/135/145 V/S, 145, 145 MKIII/145 V, 152, 152 MKIII/152 F/SA, 155, 158, 158 MKIII/158 F/SA, 165/168/185/188, 165 MKIII/178, 168 MKIII/168 F/S	MF 200 Series		MF 340, 350, 355, 360, 365, 375, 390, 390T, 398, 399	MF 500 Series	MF 600 Series
3610357M2	Arm - Cross Shaft				MF 230, 240, 275, 290		MF 300 Series		
3611558M1	Bush - Cross Shaft		MF 100 (UK) Series	MF 133, 135, 133/135 MKIII/135 V, 135/148 MKIII/135/145 V/S, 145, 145 V/S, 152, 152 MKIII/145 V, 155, 158, 158 MKIII/152 F/SA, 165, 165 MKIII/178, 165/168/185/188, 168 MKIII/168 F/S	MF 200 Series	MF 200 (TR) Series	MF 300 Series	MF 500 Series	MF 600 Series
70923854	O Ring	FE 35, MF 35, MF 35X, MF 65		MF 130					
Cylinders & Pistons									
180898M1	Piston Ring	TE 20, FE 35							
195562M1*	O Ring	FE 35, MF 35, MF 35X, MF 65	MF 100 (UK) Series	MF 130, 133/135 MKIII/135 V, 135/148 MKIII/135/145 V/S, 145 MKIII/145 V, 152, 152 MKIII/152 F/SA, 155, 158, 158 MKIII/158 F/SA, 165/168/185/188, 168 MKIII/168 F/S	MF 200 Series	MF 200 (TR) Series	MF 300 Series	MF 550, 560, 565, 575, 590	MF 600 Series




1



2



3



4



5



6



7

*Part number is used in other MF series models.



Part Number	Description	TE 20, FE 35, MF 35, MF 35X, MF 65	MF 100 (UK) Series	MF 100 (FR) Series	MF 200 (UK & FR) Series	MF 200 (TR) Series	MF 300 Series	MF 500 Series	MF 600 Series
886410M1 ⁽⁸⁾	Con Rod		MF 135, 148, 165, 168, 175, 178, 185, 188	MF 133, 135, 133/135 MKIII/135 V, 135/148 MKIII/135 V, 135/148 MKIII/135 V, 145 V/S, 145, 145 MKIII/145 V, 152, 152 MKIII/152 F/S/V, 155, 158, 158 MKIII/158 F/S/V, 165/168/185/188, 165 MKIII/178, 168 MKIII/168 F/S	MF 200 Series	MF 200 (TR) Series		MF 500 Series	MF 600 Series
897560M3 ⁽⁹⁾	Lift Cylinder		MF 135, 148, 165	MF 133/135 MKIII/135 V, 135/148 MKIII/135/145 V/S, 145, 145 MKIII/145 V, 152, 155, 158, 165/168/185/188, 165 MKIII/178	MF 230, 235, 240, 245, 250, 255, 265	MF 230, 240, 240S		MF 550, 560	
897564V1 ⁽¹⁰⁾	Piston Ring		MF 135, 148, 165	MF 133, 135, 133/135 MKIII/135 V, 135/148 MKIII/135 V, 135/148 MKIII/135 V, 145, 145 MKIII/145 V/S, 145, 145 MKIII/145 V, 152, 155, 158, 165/168/185/188, 165 MKIII/178	MF 235, 240, 245, 250, 255, 265			MF 550, 560	
897597M1	Piston Ring		MF 165, 168, 175, 175S, 178, 185, 188	MF 152 MKIII/152 F/S/V, 158 MKIII/158 F/S/V, 165/168/185/188, 165 MKIII/178, 168 MKIII/168 F/S	MF 260, 275, 285, 290, 298			MF 565, 575, 590	MF 675, 690, 698
1665737M91 ⁽¹¹⁾	Piston Assembly		MF 135, 165	MF 133, 135, 133/135 MKIII/135 V, 135/148 MKIII/135 V, 135/148 MKIII/135 V, 145 V/S, 145, 145 MKIII/145 V, 152, 155, 158, 165/168/185/188, 165 MKIII/178	MF 230, 235, 240, 245, 250, 255, 265	MF 230, 240, 240S		MF 550, 560	
1665738M91	Piston Assembly		MF 165, 168, 175, 175S, 178, 185, 188	MF 152 MKIII/152 F/S/V, 158 MKIII/158 F/S/V, 165/168/185/188, 165 MKIII/178, 168 MKIII/168 F/S	MF 240, 250, 260, 265, 275, 285, 290, 298	MF 265S, 275, 285S, 290		MF 565, 575, 590	MF 600 Series
1671082M1 ⁽¹²⁾	Cylinder		MF 168, 175, 175S, 178, 185, 188	MF 152 MKIII/152 F/S/V, 158 MKIII/158 F/S/V, 165/168/185/188, 165 MKIII/178, 168 MKIII/168 F/S	MF 250, 260, 265, 275, 285, 290, 298	MF 265S, 275, 285S, 290		MF 565, 575, 590	MF 600 Series

*Part number is used in other MF series models.







Part Number	Description	TE 20, FE 35, MF 35, MF 35X, MF 65	MF 100 (UK) Series	MF 100 (FR) Series	MF 200 (UK & FR) Series	MF 200 (TR) Series	MF 300 Series	MF 500 Series	MF 600 Series
1693921M93	Piston Assembly				MF 275, 290		MF 300 Series		
3595804M92	Piston Assembly				MF 230, 240		MF 340		
3599859M1*	Lift Cylinder				MF 275, 290		MF 300 Series	MF 592, 595, 595MKII	
3599900M1 ⁽¹³⁾	Cylinder				MF 230, 240		MF 340		
3610356M2	Con Rod - Lift Cylinder				MF 230, 240, 275, 290		MF 300 Series		
3761473M1*	Piston Seal				MF 275, 290	MF 265S, 275, 285S, 290	MF 342, 350, 352, 355, 360, 362, 365, 375, 375E, 390, 390E, 390T, 398, 399		
3761474M1	Piston O Ring			MF 152 MKII/ 152 F/S/V, 158 MKII/ 158 F/S/V, 168 MKII/ 168 F/S	MF 250, 260, 265, 275, 290, 298			MF 565, 575, 590	MF 600 Series
3761475M1	Piston O Ring			MF 133/ 135 MKII/ 135 V, 135/ 148 MKII/ 135/ 145 V/S, 145, 145 MKII/ 145 V	MF 230, 235, 240, 245, 250, 255, 265	MF 230, 240, 240S	MF 340	MF 550, 560	
3761476M1*	Piston Seal				MF 275, 290	MF 265S, 275, 285S, 290	MF 342, 350, 352, 355, 360, 362, 365, 375, 375E, 390, 390E, 390T, 398, 399		
3761477M1	Piston Seal			MF 152 MKII/ 152 F/S/V, 158 MKII/ 158 F/S/V, 168 MKII/ 168 F/S	MF 250, 260, 265, 275, 290, 298			MF 565, 575, 590	MF 600 Series
3761478M1	Piston Seal			MF 133/ 135 MKII/ 135 V, 135/ 148 MKII/ 135/ 145 V/S, 145, 145 MKII/ 145 V	MF 230, 235, 240, 245, 250, 255, 265	MF 230, 240, 240S	MF 340	MF 550, 560	
Lift Arm									
885444M91 ⁽¹⁴⁾	Lift Arm		MF 135, 148, 165	MF 145, 155, 165MKII/ 178	MF 230, 235, 240, 245, 250, 255	MF 230, 240, 240S	MF 340	MF 550, 560	

*Part number is used in other MF series models.



Part Number	Description	TE 20, FE 35, MF 35, MF 35X, MF 65	MF 100 (UK) Series	MF 100 (FR) Series	MF 200 (UK & FR) Series	MF 200 (TR) Series	MF 300 Series	MF 500 Series	MF 600 Series
1680040M91	Lift Arm		MF 165, 168, 175, 175S, 178, 185, 188	MF 165/168/185/188, 165 MKIII/178	MF 240, 250, 260, 265, 275, 285, 290, 298	MF 200 (TR) Series	MF 300 Series	MF 560, 565, 575, 590, 595, 595MKII	MF 600 Series
3000789X1*	O Ring - Lift Arm				MF 230, 240, 275, 290	MF 200 (TR) Series	MF 300 Series		
Lift Covers									
3761905M1	Lift Cover		MF 135, 148, 165, 185	MF 133/135/135 MKIII/135 V, 135/148 MKIII/135/145 V/S, 145, 145 MKIII/145 V, 152, 152 MKIII/152 F/5V, 155, 158 MKIII/158 F/5V, 165/168/185/188, 168 MKIII/168 F/5	MF 230, 235, 240, 245, 250, 255, 260, 265, 275, 285, 290, 298	MF 200 (TR) Series		MF 550, 560, 565, 575, 590	MF 600 Series
Lift Pumps									
106041	Valve	TE 20							
180924M2*	Cam Block - Rear	FE 35, MF 35, 35X, MF 65	MF 100 (UK) Series	MF 133, 135, 133/135 MKIII/135 V, 135/148 MKIII/135 V/S, 145, 145 MKIII/145 V, 152, 152 MKIII/152 F/5V, 155, 158, 158 MKIII/158 F/5V, 165/168/185/188, 165 MKIII/178, 168 MKIII/168 F/5	MF 200 Series	MF 200 (TR) Series	MF 300 Series	MF 500 Series	MF 600 Series



*Part number is used in other MF series models.

Part Number	Description	TE 20, FE 35, MF 35, MF 35X, MF 65	MF 100 (UK) Series	MF 100 (FR) Series	MF 200 (UK & FR) Series	MF 200 (TR) Series	MF 300 Series	MF 500 Series	MF 600 Series
180925M2* (18)	Cam Block - Front	FE 35, MF 35, 35X, MF 65	MF 100 (UK) Series	MF 133, 135, 133/135 MKIII/135 V, 135/148 MKIII/135/145 VS, 145, 145 MKIII/145 V, 152, 152 MKIII/152 F/SW, 155, 158, 158 MKIII/158 F/SW, 165/ 168/185/188, 165 MKIII/ 178, 168 MKIII/168 F/S	MF 200 Series	MF 200 (TR) Series	MF 300 Series	MF 500 Series	MF 600 Series
180927M2*	Spring - Inlet Valve	FE 35, MF 35, 35X, MF 65	MF 100 (UK) Series	MF 133, 135, 133/135 MKIII/135 V, 135/148 MKIII/135/145 VS, 145, 145 MKIII/145 V, 152, 152 MKIII/152 F/SW, 155, 158, 158 MKIII/158 F/SW, 165/ 168/185/188, 165 MKIII/ 178, 168 MKIII/168 F/S	MF 200 Series	MF 200 (TR) Series	MF 300 Series	MF 550, 560, 565, 575, 590	MF 600 Series
180928M1*	Spring - Exhaust Valve	FE 35, MF 35, 35X, MF 65	MF 100 (UK) Series	MF 133, 135, 133/135 MKIII/135 V, 135/148 MKIII/135/145 VS, 145, 145 MKIII/145 V, 152, 152 MKIII/152 F/SW, 155, 158, 158 MKIII/158 F/SW, 165/ 168/185/188, 165 MKIII/ 178, 168 MKIII/168 F/S	MF 200 Series	MF 200 (TR) Series	MF 300 Series	MF 500 Series	MF 600 Series
180930M2* (19)	Exhaust Valve	FE 35, MF 35, 35X, MF 65	MF 100 (UK) Series	MF 133, 135, 133/135 MKIII/135 V, 135/148 MKIII/135/145 VS, 145, 145 MKIII/145 V, 152, 152 MKIII/152 F/SW, 155, 158, 158 MKIII/158 F/SW, 165/ 168/185/188, 165 MKIII/ 178, 168 MKIII/168 F/S	MF 200 Series	MF 200 (TR) Series	MF 300 Series	MF 500 Series	MF 600 Series
181018M1 (20)	Bush - Hydraulic Lift Cross Shaft	FE 35, MF 35, 35X, MF 65		MF 130					
195561M1*	O Ring - Stand Pipe	TE 20, FE 35, MF 35, 35X, MF 65	MF 100 (UK) Series	MF 133, 135, 133/135 MKIII/135 V, 135/148 MKIII/135/145 VS, 145, 145 MKIII/145 V, 152, 152 MKIII/152 F/SW, 155, 158, 158 MKIII/158 F/SW, 165/ 168/185/188, 165 MKIII/ 178, 168 MKIII/168 F/S	MF 200 Series	MF 200 (TR) Series	MF 300 Series	MF 500 Series	MF 600 Series
195874M1* (21)	Washer - Stand Pipe	FE 35, MF 35, 35X, MF 65	MF 100 (UK) Series	MF 133, 135, 133/135 MKIII/135 V, 135/148 MKIII/135/145 VS, 145, 145 MKIII/145 V, 152, 152 MKIII/152 F/SW, 155, 158, 158 MKIII/158 F/SW, 165/ 168/185/188, 165 MKIII/ 178, 168 MKIII/168 F/S	MF 200 Series	MF 200 (TR) Series	MF 300 Series	MF 550, 560, 565, 575, 590	MF 600 Series

*Part number is used in other MF series models.



Part Number	Description	TE 20, FE 35, MF 35, MF 35X, MF 65	MF 100 (UK) Series	MF 100 (FR) Series	MF 200 (UK & FR) Series	MF 200 (TR) Series	MF 300 Series	MF 500 Series	MF 600 Series
359002X1* (22)	O Ring	FE 35, MF 35, 35X, MF 65	MF 100 (UK) Series	MF 133, 135, 133V, 135 MKIII/135 V, 135/148 MKIII/135 V, 135/148 MKIII/135/145 V/S, 145, 145 MKIII/145 V, 152, 152 MKIII/152 F/S/V, 155, 158, 158 MKIII/158 F/S/V, 165/168/185/188, 165 MKIII/178, 168 MKIII/168 F/S	MF 200 Series	MF 200 (TR) Series	MF 300 Series	MF 550, 560, 565, 575, 590, 595, 595MKII	MF 600 Series
377494X1*	O Ring		MF 135, 148, 165, 168, 185, 188	MF 133/135 MKIII/135 V, 135/148 MKIII/135/145 V/S, 145, 145 MKIII/145 V, 152 MKIII/152 F/S/V, 158 MKIII/158 F/S/V, 165 MKIII/178, 168 MKIII/168 F/S	MF 200 Series	MF 200 (TR) Series	MF 300 Series	MF 550, 560, 565, 575, 590	MF 600 Series
377502X1*	O Ring		MF 148, 165, 168, 185, 188	MF 133/135 MKIII/135 V, 135/148 MKIII/135/145 V/S, 145 MKIII/145 V, 152, 152 MKIII/152 F/S/V, 155, 158, 158 MKIII/158 F/S/V, 165/168/188/188, 185, 168 MKIII/168 F/S	MF 200 Series	MF 200 (TR) Series	MF 300 Series	MF 550, 560, 565, 575, 590	MF 600 Series
518359M1 (23)	Snap Ring - Valve Chamber		MF 100 (UK) Series	MF 133, 135, 145, 155, 165MKIII/178				MF 592, 595, 595MKII	
827718M2 (24)	Circlip - Valve Chamber	FE 35, MF 35, 35X, MF 65	MF 135, 165, 175, 175S, 178						
828927M92	Relief Valve Assembly - Pompe Hydraulique	FE 35, MF 35, 35X, MF 65	MF 135, 165, 175, 175S, 178	MF 133, 135, 133V, 135 MKIII/135 V, 135/148 MKIII/135 V, 135/148 MKIII/135/145 V/S, 145, 145 MKIII/145 V, 152, 152 MKIII/152 F/S/V, 155, 158, 158 MKIII/158 F/S/V, 165 MKIII/178	MF 230, 235, 240, 245, 250, 260	MF 230, 240, 240S	MF 340, 365, 375, 390, 390T		
837298M91* (25)	Seal Kit - Hydraulic Pump								
884747M93*	Relief Valve Assembly - Hydraulic Pump			MF 155, 158, 165MKIII/178	MF 240, 275, 290	MF 200 (TR) Series	MF 340, 342, 350, 352, 355, 360, 362, 365, 375, 375E, 390, 390E, 390T		

*Part number is used in other MF series models.



Part Number	Description	TE 20, FE 35, MF 35, MF 35X, MF 65	MF 100 (UK) Series	MF 100 (FR) Series	MF 200 (UK & FR) Series	MF 200 (TR) Series	MF 300 Series	MF 500 Series	MF 600 Series
888702M2	Valve Chamber		MF 135, 165, 168, 175, 178, 188	MF 155, 158, 165MKII/178				MF 592, 595, 595MKII	
897491M1	Valve Chamber		MF 135, 165, 175, 175S, 178	MF 133, 135					
897493M1*	Piston Ring		MF 100 (UK) Series	MF 133, 135, 133/135 MKII/135 V, 135/148 MKII/135/145 V/S, 145, 145 MKII/145 V, 152, 152 MKII/152 F/S/W, 155, 158, 158 MKII/158 F/S/W, 165/168/185/188, 165 MKII/178, 168 MKII/168 F/S	MF 200 Series	MF 200 (TR) Series	MF 300 Series	MF 500 Series	MF 600 Series
897507M94	Pump Control Valve Assembly		MF 135, 148, 165, 168, 175, 178, 185, 188	MF 133, 135, 145, 155, 158, 165MKII/178					
898229M1	Stand Pipe		MF 135, 165, 175, 178	MF 133, 135, 133/135 MKII/135 V, 135/148 MKII/135/145 V/S, 145, 145 MKII/145 V, 152, 155, 158, 158 MKII/158 F/S/W, 165 MKII/178	MF 200 Series	MF 200 (TR) Series	MF 340, 342, 350, 352, 355, 360, 362, 365, 375, 375E, 390, 390E, 390T	MF 592, 595, 595MKII	
898643M1*	Support	MF 65	MF 100 (UK) Series	MF 200 Series	MF 200 Series	MF 200 (TR) Series	MF 300 Series 340, 342, 350, 352, 355, 360, 362, 365, 375, 390, 390T, 398, 399	MF 500 Series	MF 600 Series
1000251M1*	Bearing - Camshaft	FE 35, MF 35, 35X, MF 65	MF 100 (UK) Series	MF 133, 135, 133/135 MKII/135 V, 135/148 MKII/135/145 V/S, 145, 145 MKII/145 V, 152, 152 MKII/152 F/S/W, 155, 158, 158 MKII/158 F/S/W, 165/168/185/188, 168 MKII/168 F/S	MF 200 Series	MF 200 (TR) Series	MF 300 Series	MF 500 Series	MF 600 Series

*Part number is used in other MF series models.



Part Number	Description	TE 20, FE 35, MF 35, MF 35X, MF 65	MF 100 (UK) Series	MF 100 (FR) Series	MF 200 (UK & FR) Series	MF 200 (TR) Series	MF 300 Series	MF 500 Series	MF 600 Series
1660116M1* ⁽²⁹⁾	Inlet Valve	FE 35, MF 35, 35X, MF 65	MF 100 (UK) Series	MF 133, 135, 133/135 MKII/135 V, 135/148 MKII/135/145 V/S, 145, 145 MKII/145 V, 152, 152 MKII/152 F/S/A, 155, 158, 158 MKII/158 F/S/A, 165/168/185/188, 165 MKII/178, 168 MKII/168 F/S	MF 200 Series	MF 200 (TR) Series	MF 300 Series	MF 500 Series	MF 600 Series
1664491M2*	Bush	FE 35, MF 35, 35X, MF 65	MF 100 (UK) Series	MF 133, 135, 133/135 MKII/135 V, 135/148 MKII/135/145 V/S, 145, 145 MKII/145 V, 152, 152 MKII/152 F/S/A, 155, 158, 158 MKII/158 F/S/A, 165/168/185/188, 165 MKII/178, 168 MKII/168 F/S	MF 200 Series	MF 200 (TR) Series	MF 300 Series	MF 500 Series	MF 600 Series
1665499M92* ⁽³⁰⁾	Body Assembly - Front		MF 100 (UK) Series	MF 133, 135, 133/135 MKII/135 V, 135/148 MKII/135/145 V/S, 145, 145 MKII/145 V, 152, 152 MKII/152 F/S/A, 155, 158, 158 MKII/158 F/S/A, 165/168/185/188, 165 MKII/178, 168 MKII/168 F/S	MF 200 Series	MF 200 (TR) Series	MF 300 Series	MF 500 Series	MF 600 Series
1681786M1*	Collar - Pump Control Valve			MF 133/135 MKII/135 V, 135/148 MKII/135/145 V/S, 145 MKII/145 V, 152, 152 MKII/152 F/S/A, 155, 158, 158 MKII/158 F/S/A, 165/168/185/188, 168 MKII/168 F/S	MF 200 Series	MF 200 (TR) Series	MF 300 Series	MF 550, 560, 565, 575, 590	MF 600 Series
1681769M91 ⁽³¹⁾	Pump Control Valve Assembly	MF 148, 165, 168, 185, 188		MF 133/135 MKII/135 V, 135/148 MKII/135/145 V/S, 145 MKII/145 V, 152, 152 MKII/152 F/S/A, 155, 158, 158 MKII/158 F/S/A, 165/168/185/188, 168 MKII/168 F/S	MF 200 Series		MF 340, 350, 355, 360, 362, 365, 375, 390, 390T, 398, 399		MF 550, 560, 565, 575, 590

*Part number is used in other MF series models.


Part Number	Description	TE 20, FE 35, MF 35, MF 35X, MF 65	MF 100 (UK) Series	MF 100 (FR) Series	MF 200 (UK & FR) Series	MF 200 (TR) Series	MF 300 Series	MF 500 Series	MF 600 Series
1809105M91	Camshaft - Pump		MF 100 (UK) Series	MF 145, 152, 155, 158, 165 MKII/ 178, 165/ 168/ 185/ 188				MF 595, 595 MKII	
1810678M91* (32)	Valve Kit	FE 35, MF 35, 35X, MF 65	MF 135, 165, 175, 178		MF 230, 240, 250, 265, 275, 290, 298	MF 230, 240, 240S	MF 300 Series	MF 550, 565, 575, 590	
1810680M93*	Seal Kit Mk III Hydraulic Pump				MF 230, 240, 250, 265, 275, 290, 298	MF 200 (TR) Series	MF 300 Series	MF 550, 565, 575, 590	
1810860M93* (33)	Mk III Hydraulic Pump - Repair Kit Gasket/ O Rings included		MF 135, 148, 165, 168, 185, 188	135 MKIII, 135V, 145 MKIII, 145 SV, 152, 152 MKIII, 152 F/SV, 158 MKIII, 158 F/SV, 168, 168 MKIII, 168 F/S	MF 230, 240, 265, 275, 290	MF 230, 240, 240S	MF 300 Series	MF 550, 560, 565, 575, 590	MF 600 Series
1860038M1*	Piston - Pump		MF 100 (UK) Series	MF 133, 135, 133/ 135 MKII/ 135 V, 135/ 148 MKII/ 135 V, 135/ 148 MKII/ 135/ 145 VS, 145, 145 MKII/ 145 V, 152, 152 MKII/ 152 F/SV, 155, 158, 158 MKII/ 158 F/SV, 165/ 168/ 185/ 188, 165 MKII/ 178, 168 MKII/ 168 F/S	MF 200 Series	MF 200 (TR) Series	MF 300 Series	MF 500 Series	MF 600 Series
1862486M96 (34)	Pump Control Valve Assembly		MF 135, 165, 168, 175, 178, 185, 188	MF 133, 135, 133/ 135 MKII/ 135 V, 135/ 148 MKII/ 135 V, 135/ 148 MKII/ 135/ 145 VS, 145, 145 MKII/ 145 V, 152, 155, 158, 165/ 168/ 185/ 188, 165 MKII/ 178	MF 235, 245, 260				
1868435M3* (35)	Valve Chamber		MF 135, 148, 165, 168, 185, 188	MF 133/ 135 MKII/ 135 V, 135/ 148 MKII/ 135/ 145 VS, 145 MKII/ 145 V, 152, 152 MKII/ 152 F/SV, 155, 158, 158 MKII/ 158 F/SV, 165/ 168/ 185/ 188, 168 MKII/ 168 F/S	MF 200 Series	MF 200 (TR) Series	MF 300 Series	MF 550, 560, 565, 575, 590	MF 600 Series



(29)



(30)



(31)



(32)



(33)



(34)



(35)

*Part number is used in other MF series models.



Part Number	Description	TE 20, FE 35, MF 35, MF 35X, MF 65	MF 100 (UK) Series	MF 100 (FR) Series	MF 200 (UK & FR) Series	MF 200 (TR) Series	MF 300 Series	MF 500 Series	MF 600 Series
1868742M1* ⁽³⁶⁾	O Ring		MF 135, 148, 165, 168, 185, 188	MF 133/ 135 MKII/ 135 V, 135/ 148 MKII/ 135/ 145 V/S, 145 MKII/ 145 V, 152, 152 MKII/ 152 F/S/V, 155, 158, 158 MKII/ 158 F/S/V, 165/ 168/ 185/ 188, 168 MKII/ 168 F/S	MF 200 Series	MF 200 (TR) Series	MF 300 Series	MF 550, 560, 565, 575, 590	MF 600 Series
1868743M1*	Snap Ring - Valve Chamber		MF 135, 148, 165, 168, 185, 188	MF 133/ 135 MKII/ 135 V, 135/ 148 MKII/ 135/ 145 V/S, 145 MKII/ 145 V, 152, 152 MKII/ 152 F/S/V, 155, 158, 158 MKII/ 158 F/S/V, 165/ 168/ 185/ 188, 168 MKII/ 168 F/S	MF 200 Series	MF 200 (TR) Series	MF 300 Series	MF 550, 560, 565, 575, 590	MF 600 Series
1869119M1 ⁽³⁷⁾	Stand Pipe		MF 165, 168, 185, 188	MF 133/ 135 MKII/ 135 V, 135/ 148 MKII/ 135/ 145 V/S, 145 MKII/ 145 V, 152, 152 MKII/ 152 F/S/V, 155, 158, 158 MKII/ 158 F/S/V, 168 MKII/ 168 F/S	MF 235, 240, 245, 250, 255, 265, 275, 285, 290, 298	MF 275, 290	MF 340, 350, 355, 360, 365, 375, 390, 390T, 398, 399	MF 550, 560, 565, 575, 590	MF 600 Series
1870849M1*	Washer		MF 135, 148, 165, 168, 185, 188	MF 133/ 135 MKII/ 135 V, 135/ 148 MKII/ 135/ 145 V/S, 145 MKII/ 145 V, 152, 152 MKII/ 152 F/S/V, 155, 158, 158 MKII/ 158 F/S/V, 165/ 168/ 185/ 188, 168 MKII/ 168 F/S	MF 200 Series	MF 200 (TR) Series	MF 300 Series	MF 550, 560, 565, 575, 590	MF 600 Series
1871782M3 ⁽³⁸⁾	Camshaft - Pump		MF 135, 148, 165, 168, 185, 188	MF 133/ 135 MKII/ 135 V, 135/ 148 MKII/ 135/ 145 V/S, 145 MKII/ 145 V, 152, 152 MKII/ 152 F/S/V, 155, 158, 158 MKII/ 158 F/S/V, 165/ 168/ 185/ 188, 168 MKII/ 168 F/S	MF 200 Series	MF 200 (TR) Series	MF 300 Series	MF 500 Series	MF 600 Series
3611085M91* ⁽³⁹⁾	Pump Control Valve Assembly				MF 230, 240, 275, 290	MF 200 (TR) Series	MF 300 Series		
3613193M1*	Camshaft - Pump						MF 362, 365, 375, 390, 390T, 398, 399		

*Part number is used in other MF series models.

Part Number	Description	TE 20, FE 35, MF 35, MF 35X, MF 65	MF 100 (UK) Series	MF 100 (FR) Series	MF 200 (UK & FR) Series	MF 200 (TR) Series	MF 300 Series	MF 500 Series	MF 600 Series	
3699709M91*	Valve Chamber Assembly		MF 100 (UK) Series		MF 230, 240, 275, 290	MF 230, 240, 240S	MF 300 Series	MF 550, 560, 565, 575, 590	MF 600 Series	
Operating Linkage										
516574M1* (40)	Rod				MF 298		MF 398, 399	MF 592, 595, 595MKII	MF 698, 699	
898124M1*	Rod		MF 100 (UK) Series	MF 133, 135, 133/135 MKII/135 V, 135/148 MKIII/135/145 V/S, 145, 145 MKII/145 V, 152, 152 MKII/152 F/S/A, 155, 158, 158 MKIII/158 F/S/A, 165/168/185/188, 165 MKII/178, 168 MKIII/168 F/S	MF 200 Series	MF 200 (TR) Series	MF 340, 342, 350, 352, 355, 360, 362, 365, 375, 375E, 390, 390E, 390T	MF 550, 560, 565, 575, 590	MF 600 Series	
1660324M91* (41)	Link Assembly		MF 100 (UK) Series	MF 133, 135, 133/135 MKII/135 V, 135/148 MKIII/135/145 V/S, 145, 145 MKII/145 V, 152, 152 MKII/152 F/S/A, 155, 158, 158 MKIII/158 F/S/A, 165/168/185/188, 165 MKII/178, 168 MKIII/168 F/S	MF 200 Series	MF 200 (TR) Series	MF 340, 342, 350, 352, 355, 360, 362, 365, 375, 375E, 390, 390E, 390T	MF 550, 560, 565, 575, 590	MF 600 Series	
1661918M91*	Link Assembly		MF 100 (UK) Series	MF 133, 135, 133/135 MKII/135 V, 135/148 MKIII/135/145 V/S, 145, 145 MKII/145 V, 152, 152 MKII/152 F/S/A, 155, 158, 158 MKIII/158 F/S/A, 165/168/185/188, 165 MKII/178, 168 MKIII/168 F/S	MF 200 Series	MF 200 (TR) Series	MF 340, 342, 350, 352, 355, 360, 362, 365, 375, 375E, 390, 390E, 390T	MF 550, 560, 565, 575, 590	MF 600 Series	
1665853M91 (42)	Lever				MF 240, 250, 265			MF 550, 560, 565, 575, 590		
1668542M1	Collar - Assister Ram				MF 265, 275, 290, 298		MF 362, 365, 375, 390, 390T, 398, 399	MF 565, 575, 590	MF 600 Series	
1690884M91*	Link Assembly				MF 298		MF 398, 399		MF 698, 699	



(36)



(37)



(38)



(39)



(40)



(41)



(42)

*Part number is used in other MF series models.



Part Number	Description	TE 20, FE 35, MF 35, MF 35X, MF 65	MF 100 (UK) Series	MF 100 (FR) Series	MF 200 (UK & FR) Series	MF 200 (TR) Series	MF 300 Series	MF 500 Series	MF 600 Series
1690886M91*	Link Assembly				MF 298		MF 398, 399		MF 698, 699
1869104M91* (43)	Adjuster			MF 133/ 135 MKII/ 135 V, 135/ 148 MKIII/ 135/ 145 V/S, 145 MKII/ 145 V, 152, 152 MKII/ 152 F/S/V, 155, 158, 158 MKII/ 158 F/S/V, 165/ 168/ 185/ 188, 168 MKII/ 168 F/S				MF 550, 560, 565, 575, 590	MF 600 Series
Top Links									
1005	Tube	TE 20							
1099 (44)	Support	TE 20							
4258	Yoke	TE 20							
180972M2* (45)	Clevis		MF 135, 165, 175, 175S, 178, 185	MF 133, 135, 145, 152, 155, 158, 165 MKII/ 178	MF 230, 235, 240, 245, 250	MF 230, 240, 240S, 265S, 285S	MF 340		
180979M2*	Nut	FE 35, MF 35, MF 35X	MF 100 (UK) Series	MF 133, 135, 133/ 135 MKII/ 135 V, 135/ 148 MKIII/ 135/ 145 V/S, 145, 145 MKII/ 145 V, 152, 152 MKII/ 152 F/S/V, 155, 158, 158 MKII/ 158 F/S/V, 165/ 168/ 185/ 188, 165 MKII/ 178, 168 MKII/ 168 F/S	MF 200 Series	MF 200 (TR) Series	MF 300 Series	MF 500 Series	MF 600 Series
182580M1 (46)	Plunger	FE 35, MF 35, MF 35X, MF 65							
182582M1*	Spring	FE 35, MF 35, MF 35X, MF 65	MF 100 (UK) Series	MF 133, 135, 133/ 135 MKII/ 135 V, 135/ 148 MKIII/ 135/ 145 V/S, 145, 145 MKII/ 145 V, 152, 152 MKII/ 152 F/S/V, 155, 158, 158 MKII/ 158 F/S/V, 165/ 168/ 185/ 188, 165 MKII/ 178, 168 MKII/ 168 F/S	MF 230, 235, 240, 245, 250, 255, 260, 265, 275, 290	MF 230, 240, 240S, 265S, 285S	MF 340, 342, 350, 352, 355, 360, 362, 365, 375, 375E	MF 550, 560, 565, 575, 590	MF 675, 690

*Part number is used in other MF series models.



Part Number	Description	TE 20, FE 35, MF 35, MF 35X, MF 65	MF 100 (UK) Series	MF 100 (FR) Series	MF 200 (UK & FR) Series	MF 200 (TR) Series	MF 300 Series	MF 500 Series	MF 600 Series
1863389M1 (47)	Clevis		MF 135, 165, 168, 175, 178, 185, 188	MF 133/ 135 MKII/ 135 V, 135/ 148 MKII/ 135/ 145 V/S, 145 MKII/ 145 V, 152, 152 MKII/ 152 F/S/V, 155, 158, 158 MKII/ 158 F/S/V, 165/ 168/ 185/ 188, 168 MKII/ 168 F/S	MF 240, 250, 255, 260, 265, 275, 285, 290, 298	MF 200 (TR) Series	MF 300 Series	MF 550, 560, 565, 575, 590	MF 600 Series
886348M2*	Plunger		MF 100 (UK) Series	MF 133, 135, 133/ 135 MKII/ 135 V, 135/ 148 MKII/ 135 V, 135/ 148 MKII/ 135/ 145 V/S, 145, 145 MKII/ 145 V, 152, 152 MKII/ 152 F/S/V, 155, 158, 158 MKII/ 158 F/S/V, 165/ 168/ 185/ 188, 165 MKII/ 168 F/S	MF 200 Series	MF 200 (TR) Series	MF 300 Series	MF 550, 560, 565, 575, 590	MF 600 Series
887654M2* (48)	Rubber Boot	FE 35, MF 35, MF 35X, MF 65	MF 100 (UK) Series	MF 133, 135, 133/ 135 MKII/ 135 V, 135/ 148 MKII/ 135 V, 135/ 148 MKII/ 135/ 145 V/S, 145, 145 MKII/ 145 V, 152, 152 MKII/ 152 F/S/V, 155, 158, 158 MKII/ 158 F/S/V, 165/ 168/ 185/ 188, 165 MKII/ 168 F/S	MF 200 Series	MF 200 (TR) Series	MF 300 Series	MF 500 Series	MF 600 Series
890700M1	Plunger	TE 20							
1661755M2* (49)	Spring			MF 165 MKII/ 178, 165/ 168/ 185/ 188	MF 275, 285, 290, 298	MF 265S, 275, 285S, 290	MF 365, 375, 390, 390E, 390T, 398, 399	MF 575, 590, 592, 595, 595MKII	MF 600 Series





*Part number is used in other MF series models.



Part Number	Description	MF 2000/5 Series	MF 3000 Series	MF 3100 Series	MF 3600 Series	MF 4200 Series	MF 4300 Series	MF 5400 Series (Tier 2)	MF 6100 Series	MF 6200 Series	MF 6400 Series (Tier 2)	MF 8100 Series	MF 8200 Series
Cross Shaft													
1504212M1* (50)	O Ring - Cross Shaft	MF 2000/5 Series			MF 3600 Series							MF 8110, 8120, 8130, 8140, 8150, 8160	
3384199M1	Bush - Cross Shaft		MF 3000 Series	MF 3100 Series				MF 5400 Series	MF 6100 Series	MF 6200 Series	MF 6445, 6455, 6460, 6465, 6470, 6475, 6480		
3715661M2	Cross Shaft		MF 3000 Series	MF 3100 Series				MF 5400 Series	MF 6100 Series	MF 6200 Series	MF 6445, 6455, 6460, 6465, 6470, 6475, 6480		
3801057M1 (51)	Arm					MF 4200 Series	MF 4300 Series						
3810970M2	Cross Shaft					MF 4200 Series	MF 4300 Series						
3817639M91	Lift Arm					MF 4200 Series	MF 4300 Series						
6217295M1	Bush					MF 4200 Series	MF 4300 Series						
Cylinders & Pistons													
195562M1*	O Ring	MF 2000/5 Series	MF 3000 Series	MF 3100 Series	MF 3600 Series	MF 4200 Series	MF 4300 Series	MF 5400 Series	MF 6100 Series	MF 6200 Series	MF 6445, 6455, 6460, 6465, 6470, 6475, 6480, 6495	MF 8100 Series	MF 8200 Series
3599859M1*	Lift Cylinder					MF 4200 Series	MF 4300 Series						
3761473M1* (52)	Piston Seal					MF 4200 Series	MF 4300 Series						
3761476M1* (53)	Piston Seal					MF 4200 Series	MF 4300 Series						
3800263M91	Cylinder					MF 4225, 4235, 4240, 4245, 4255, 4260, 4265, 4270	MF 4325, 4335, 4345, 4355, 4360, 4365, 4370						

*Part number is used in other MF series models.

Part Number	Description	MF 2000/5 Series	MF 3000 Series	MF 3100 Series	MF 3600 Series	MF 4200 Series	MF 4300 Series	MF 5400 (Tier 2) Series	MF 6100 Series	MF 6200 Series	MF 6400 (Tier 2) Series	MF 8100 Series	MF 8200 Series
3808161M1	Rod					MF 4200 Series	MF 4300 Series						
Lift Arm													
3000789X1*	O Ring - Lift Arm					MF 4200 Series	MF 4300 Series						
3809677M94	Lift Cover					MF 4200 Series	MF 4300 Series						
180924M2*	Cam Block - Rear					MF 4200 Series	MF 4300 Series						
180925M2*	Cam Block - Front					MF 4200 Series	MF 4300 Series						
180927M2* (54)	Spring - Inlet Valve					MF 4200 Series	MF 4300 Series						
180928M1*	Spring - Exhaust Valve					MF 4200 Series	MF 4300 Series						
180930M2*	Exhaust Valve					MF 4200 Series	MF 4300 Series						
195561M1* (55)	O Ring - Stand Pipe	MF 2000/5 Series	MF 3000 Series	MF 3100 Series	MF 3600 Series	MF 4200 Series	MF 4300 Series	MF 5400 Series	MF 6100 Series	MF 6200 Series	MF 6400 Series	MF 8100 Series	MF 8200 Series
195874M1*	Washer - Stand Pipe					MF 4200 Series	MF 4300 Series						
359002X1*	O Ring	MF 2000/5 Series	MF 3000 Series	MF 3100 Series	MF 3635, 3645, 3655, 3670, 3690	MF 4200 Series	MF 4300 Series	MF 5400 Series	MF 6100 Series	MF 6200 Series	MF 6445, 6455, 6460, 6465, 6470, 6475, 6480, 6485, 6490, 6495	MF 8110, 8120, 8130, 8140, 8150, 8160	
377494X1*	O Ring	MF 2625, 2640, 2645, 2680, 2685, 2720, 2725	MF 3000 Series	MF 3100 Series	MF 3600 Series	MF 4200 Series	MF 4300 Series	MF 5400 Series	MF 6100 Series	MF 6200 Series	MF 6400 Series	MF 8100 Series	MF 8200 Series
377502X1* (56)	O Ring					MF 4200 Series	MF 4300 Series						



*Part number is used in other MF series models.




Part Number	Description	MF 2000/5 Series	MF 3000 Series	MF 3100 Series	MF 3600 Series	MF 4200 Series	MF 4300 Series	MF 5400 (Tier 2) Series	MF 6100 Series	MF 6200 Series	MF 6400 (Tier 2) Series	MF 8100 Series	MF 8200 Series
837298M91*	Seal Kit - Hydraulic Pump For pump 3790722M1	MF 2000/5 Series			MF 3600 Series							MF 8110, 8120, 8130, 8140, 8150, 8160	
884747M93* ⁽⁵⁷⁾	Relief Valve Assembly - Hydraulic Pump	MF 2000/5 Series											
897493M1*	Piston Ring					MF 4200 Series	MF 4300 Series						
898643M1* ⁽⁵⁸⁾	Support					MF 4200 Series	MF 4300 Series						
1000251M1*	Bearing - Camshaft	MF 2000/5 Series											
1660116M1* ⁽⁵⁹⁾	Inlet Valve					MF 4200 Series	MF 4300 Series						
1664491M2*	Bush					MF 4200 Series	MF 4300 Series						
1665499M92*	Body Assembly - Front	MF 2625				MF 4200 Series	MF 4300 Series						
1681786M1*	Collar - Pump Control Valve					MF 4200 Series	MF 4300 Series						
1810678M91*	Valve Kit					MF 4200 Series	MF 4300 Series						
1810680M93*	Seal Kit Mk III Hydraulic Pump					MF 4200 Series	MF 4300 Series						
1810860M93*	Mk III Hydraulic Pump - RepairKit Gasket/ O Rings included					MF 4200 Series	MF 4300 Series						
1860038M1* ⁽⁶⁰⁾	Piston - Pump					MF 4200 Series	MF 4300 Series						

*Part number is used in other MF series models.

Part Number	Description	MF 2000/5 Series	MF 3000 Series	MF 3100 Series	MF 3600 Series	MF 4200 Series	MF 4300 Series	MF 5400 Series (Tier 2)	MF 6100 Series	MF 6200 Series	MF 6400 Series (Tier 2)	MF 8100 Series	MF 8200 Series
1868435M3*	Valve Chamber					MF 4200 Series	MF 4300 Series						
1868742M1*	O Ring					MF 4200 Series	MF 4300 Series						
1868743M1*	Snap Ring - Valve Chamber					MF 4200 Series	MF 4300 Series						
1870849M1*	Washer					MF 4200 Series	MF 4300 Series						
3382270M1	Gasket - Lift Arm		MF 3000 Series	MF 3100 Series				MF 5400 Series	MF 6100 Series	MF 6200 Series	MF 6445, 6455, 6460, 6465, 6470, 6475, 6480		
3611085M91*	Pump Control Valve Assembly					MF 4200 Series	MF 4300 Series						
3613193M1* (61)	Camshaft - Pump					MF 4200 Series	MF 4300 Series						
3699709M91*	Valve Chamber Assembly					MF 4200 Series	MF 4300 Series						
3790722M1	Hydraulic Pump Assembly - RH Mounted	MF 2000/5 Series			MF 3600 Series							MF 8110, 8120, 8130, 8140, 8150, 8160	
3793041M91	Lock Washer - Lift Arm		MF 3000 Series	MF 3100 Series				MF 5400 Series	MF 6100 Series	MF 6200 Series	MF 6445, 6455, 6460, 6465, 6470, 6475, 6480		
3793675M1	Washer - Lift Arm		MF 3050, 3060, 3065, 3070, 3075, 3080, 3085, 3095	MF 3100 Series				MF 5400 Series	MF 6100 Series	MF 6200 Series	MF 6445, 6455, 6460, 6465, 6470, 6475, 6480		



(57)



(58)



(59)



(60)



(61)



(62)



(63)


*Part number is used in other MF series models.



Part Number	Description	MF 2000/5 Series	MF 3000 Series	MF 3100 Series	MF 3600 Series	MF 4200 Series	MF 4300 Series	MF 5400 (Tier 2) Series	MF 6100 Series	MF 6200 Series	MF 6400 Series (Tier 2)	MF 8100 Series	MF 8200 Series
Operating Linkage													
516574M1*	Rod					MF 4245, 4255, 4260, 4265, 4270	MF 4345, 4355, 4360, 4365, 4370						
898124M1* ⁽⁶²⁾	Rod					MF 4215, 4220, 4225, 4235, 4240, 4245, 4255, 4265	MF 4315, 4320, 4325, 4335, 4345, 4355, 4365						
1660324M91* ⁽⁶³⁾	Link Assembly					MF 4215, 4220, 4225, 4235, 4240, 4245, 4255, 4265	MF 4315, 4320, 4325, 4335, 4345, 4355, 4365						
1661918M91* ⁽⁶⁴⁾	Link Assembly					MF 4215, 4220, 4225, 4235, 4240, 4245, 4255, 4265	MF 4315, 4320, 4325, 4335, 4345, 4355, 4365						
1690884M91* ⁽⁶⁵⁾	Link Assembly					MF 4245, 4255, 4260, 4265, 4270	MF 4345, 4355, 4360, 4365, 4370						
1690886M91* ⁽⁶⁶⁾	Link Assembly					MF 4245, 4255, 4260, 4265, 4270	MF 4345, 4355, 4360, 4365, 4370						
1869104M91*	Adjuster					MF 4200 Series	MF 4300 Series						
Seal Kits													
1606591M91*	Seal Kit - Lift Cylinder	MF 2620, 2625, 2640, 2680		MF 3115, 3125	MF 3610, 3630, 3650								
F716100490120 ⁽⁶⁷⁾	Seal Kit - Hydraulic Pump		MF 3000 Series	MF 3100 Series				MF 5400 Series	MF 6100 Series	MF 6200 Series	MF 6445, 6455, 6460, 6465, 6470, 6475, 6480, 6485, 6490, 6495		

*Part number is used in other MF series models.

Part Number	Description	MF 2000/5 Series	MF 3000 Series	MF 3100 Series	MF 3600 Series	MF 4200 Series	MF 4300 Series	MF 5400 (Tier 2) Series	MF 6100 Series	MF 6200 Series	MF 6400 (Tier 2) Series	MF 8100 Series	MF 8200 Series
Top Links													
180972M2*	Clevis	MF 2625											
180979M2* (66)	Nut	MF 2625											
182582M1* (69)	Spring	MF 2625				MF 4215, 4220	MF 4315, 4320						
886348M2*	Plunger					MF 4200 Series	MF 4300 Series						
1661755M2*	Spring					MF 4200 Series	MF 4300 Series						
3811263M1	Nut					MF 4200 Series	MF 4300 Series						
3811264M1	Yoke					MF 4200 Series	MF 4300 Series						
3811265M1	Boot					MF 4200 Series	MF 4300 Series						



*Part number is used in other MF series models.



Part Number	Description	MF 100 (IT) Series	MF 200 (IT) Series	MF 300 (IT) Series	MF 1000 (IT) Series	MF 3300 (IT) Series	MF 3400 (IT) Series	
Cross Shaft								
1819841M1 ⁽⁷⁰⁾	Bush	MF 134C, 154, 154 C, 154 F, 154 S, 164T/F/S, 174, 174 C, 174 F, 174 S, 184, 184 F, 184 S, 194, 194 C, 194 F, 194 S	MF 233, 234 C/CF/S, 244 CF, 253, 254, 254 C/CF/S, 263T, 264T, 264T CF, 264T S, 273, 274, 274C/CF/S/SK, 283, 284, 284 S, 293, 294, 294C, 294S	MF 333, 353, 353 LX/S, 354 AQ/FQ/SQ, 354 F/S, 354 SP-FP-AP-GE, 356 CF, 363, 363 LX/S, 364 AQ/FQ/SQ, 364 F/S, 364 SP-FP-AP-GE, 364 CF, 366 CF, 367 CF, 373, 373 LX/S, 374 AQ/FQ/SQ, 374 F/H/S, 374 SP-FP-AP-GE, 376 C/CF/XCF, 377, 383, 383 LX/S, 384 AQ/FQ/SQ, 384 F/S, 384 SP-FP-AP-GE, 387, 393, 393 LX/TLXS, 394 AQ/FQ/SQ, 394 F/H/S, 394 SP-FP-AP-GE, 394C, 394T AQ, 396C/CF/CT, 397, 397T				
1825272M1 ⁽⁷¹⁾	Bush	MF 134C, 154, 154 C, 154 F, 154 S, 164T/F/S, 174, 174 C, 174 F, 174 S, 184, 184 F, 184 S, 194, 194 C, 194 F, 194 S	MF 233, 234 C/CF/S, 244 CF, 253, 254, 254 C/CF/S, 263T, 264T, 264T CF, 264T S, 273, 274, 274C/CF/S/SK, 283, 284, 284 S, 293, 294, 294C, 294S	MF 333, 353, 353 LX/S, 354 AQ/FQ/SQ, 354 F/S, 354 SP-FP-AP-GE, 356 CF, 363, 363 LX/S, 364 AQ/FQ/SQ, 364 F/S, 364 SP-FP-AP-GE, 364 CF, 366 CF, 367 CF, 373, 373 LX/S, 374 AQ/FQ/SQ, 374 F/H/S, 374 SP-FP-AP-GE, 376 C/CF/XCF, 377, 383, 383 LX/S, 384 AQ/FQ/SQ, 384 F/S, 384 SP-FP-AP-GE, 387, 393, 393 LX/TLXS, 394 AQ/FQ/SQ, 394 F/H/S, 394 SP-FP-AP-GE, 394C, 394T AQ, 396C/CF/CT, 397, 397T	MF 1000 Series			




*Part number is used in other MF series models.

Part Number	Description	MF 100 (IT) Series	MF 200 (IT) Series	MF 300 (IT) Series	MF 1000 (IT) Series	MF 3300 (IT) Series	MF 3400 (IT) Series	
Cylinder & Pistons								
195562M1*	O Ring	MF 100 (IT) Series	MF 200 (IT) Series	MF 300 (IT) Series	MF 1000 Series			
Lift Pumps								
195561M1* ⁽⁷²⁾	O Ring - Stand Pipe	MF 174, 184, 194						
359002X1* ⁽⁷³⁾	O Ring	MF 100 (IT) Series	MF 200 (IT) Series	MF 300 (IT) Series MF 333, 334 V, 353, 353 LX/ S, 354 AQ/FO/SQ, 354 F/SW, 354 SP-FP-AP-GE, 356 CF, 363, 363 LX/ S, 364 AQ/FO/SQ, 364 F/SW, 364 SP-FP-AP-GE, 364 CF, 366 CF, 367 CF, 373, 373 LX/ S, 374 AQ/FO/ SQ, 374 F/H/SV, 374 SP-FP-AP-GE, 376 C/CF/XCF, 377, 383, 383 LX/ S, 384 AQ/FO/SQ, 384 F/SW, 384 SP-FP-AP-GE, 387, 393, 393 LX/ TLX/ S, 394 AQ/FO/SQ, 394 F/H/S, 394 SP-FP-AP-GE, 394C, 394T AQ, 396C/ CF/ CI, 397, 397T	MF 1000 Series			
Operating Linkage								
392210X1 ⁽⁷⁴⁾	Ring				MF 1000 Series			
392283X1	Block				MF 1000 Series			
1425330M2	Shaft				MF 1000 Series			
1426683M1 ⁽⁷⁵⁾	Gasket				MF 1000 Series			
1427441M1	Bush				MF 1000 Series			

*Part number is used in other MF series models.



Part Number	Description	MF 100 (IT) Series	MF 200 (IT) Series	MF 300 (IT) Series	MF 1000 (IT) Series	MF 3300 (IT) Series	MF 3400 (IT) Series
Seal Kits							
1606591M91* ⁽⁷⁶⁾	Seal Kit - Lift Cylinder				MF 1014		
Top Links							
1825299M1 ⁽⁷⁷⁾	Spring	MF 134C, 154, 154 C, 154 S, 164T S, 174, 174 C, 174 S, 184, 184 S, 194, 194 C, 194 S	MF 233, 234 C/S, 253, 254, 254 C/S, 273, 274, 274 S/SK, 283, 284, 284 S, 293, 294, 294S	MF 354 SQ, 354 S, 354 SP-FP-AP-GE, 364 SQ, 364 S, 364 SP-FP-AP-GE, 374 SQ, 374 S, 374 SP-FP-AP-GE, 384 SQ, 384 S, 384 SP-FP-AP-GE, 394 SQ, 394 S, 394 SP-FP-AP-GE			




(76)



(77)

*Part number is used in other MF series models.

10+ | HYDRAULICS







Part Number	Description	TE 20, FE 35, MF 35, MF 35X, MF 65	MF 100 (UK) Series	MF 100 (FR) Series	MF 200 (UK & FR) Series	MF 200 (TR) Series	MF 300 Series	MF 500 Series	MF 600 Series
Auxiliary Pumps									
886547V92 ①	Filter		MF 135, 165, 175, 178		MF 240, 250, 265, 275, 290, 298		MF 340, 375E, 390E	MF 550, 565, 575, 590	MF 675, 690
1664509M1	Plug			MF 145, 152, 152 MKIII/152 F/S/M, 155, 158, 158 MKIII/158 F/S/M, 165/168/185/188, 165 MKIII/178, 168 MKIII/168 F/S	MF 240, 250, 255, 265, 275, 290, 298		MF 340, 375E, 390E	MF 550, 560, 565, 575, 590, 595, 595MKII	MF 600 Series
1686766M91 ②	Auxiliary Pump		MF 135, 148, 165, 168, 175, 178, 185, 188						
Hydraulic Couplers									
595963M1*	Coupler		MF 135, 148, 165, 188						MF 690, 698, 699
646663M91 ③	Coupler		MF 135, 148, 165, 168, 175, 178, 185, 188		MF 230, 240, 250, 265, 275, 290, 298	MF 200 (TR) Series	MF 342, 352, 362, 365, 375, 375E, 390, 390E, 390T, 398, 399	MF 550, 565, 575, 590	MF 600 Series
646669M1*	Cap		MF 148, 165, 168, 175, 178, 185, 188		MF 230, 240, 250, 265, 275, 290, 298	MF 200 (TR) Series	MF 342, 352, 362, 375E, 390E	MF 550, 565, 575, 590	
646670M91	Coupler								



①



②



③




④



⑤



⑥



⑦

*Part number is used in other MF series models.

Part Number	Description	TE 20, FE 35, MF 35, MF 35X, MF 65	MF 100 (UK) Series	MF 100 (FR) Series	MF 200 (UK & FR) Series	MF 200 (TR) Series	MF 300 Series	MF 500 Series	MF 600 Series
958826M1*	Coupler - Trailer Brake				MF 230				MF 600 Series
1081473M92*	Coupler								
1680263M1*	Coupler			MF 152 MKIII/152 F/S/V, 158 MKIII/158 F/S/V, 168 MKIII/168 F/S	MF 240, 250, 265, 275, 290, 298		MF 342, 350, 352, 355, 360, 362, 365, 375, 375E, 390, 390E, 390T, 398, 399	MF 500 Series	MF 600 Series
1684473M1*	Coupler			MF 152 MKIII/152 F/S/V, 158 MKIII/158 F/S/V, 168 MKIII/168 F/S	MF 230, 240, 250, 265, 275, 290, 298	MF 200 (TR) Series	MF 342, 350, 352, 355, 360, 362, 365, 375, 375E, 390, 390T, 398, 399	MF 592, 595, 595MKII	MF 600 Series
1884291M91	Coupler - Trailer Pipe			MF 133, 135					
3581307M3*	Coupler - Trailer Brake				MF 250, 255, 260, 265, 275, 285, 290, 298		MF 342, 350, 352, 355, 360, 362, 365, 375, 375E, 390, 390E, 390T, 398, 399	MF 560, 575, 590, 592, 595, 595MKII	MF 600 Series
3600258M1*	Gasket						MF 340, 342, 350, 352, 355, 360, 362, 365, 375, 390, 390T, 398, 399		
3905717M91*	Coupler			MF 152 MKIII/152 F/S/V, 158 MKIII/158 F/S/V, 168 MKIII/168 F/S	MF 240, 250, 265, 275, 290, 298		MF 342, 350, 352, 355, 360, 362, 365, 375, 375E, 390, 390E, 390T, 398, 399	MF 500 Series	MF 600 Series
3905722M91*	Coupler				MF 240, 275, 290	MF 200 (TR) Series	MF 300 Series		
4293710M1*	Coupler		MF 135, 148, 165, 168, 175, 178, 185, 188						
Hydraulic Pumps									
831452M1*	O Ring	FE 35, MF 35, MF 35X, MF 65	MF 100 (UK) Series	MF 133/135 MKIII/135 V, 135/148 MKIII/135/145 V/S, 145, 145 MKIII/145 V, 152, 152 MKIII/152 F/S/V, 155, 158, 158 MKIII/158 F/S/V, 165/168/185/188, 165 MKIII/178, 168 MKIII/ 168 F/S	MF 200 Series	MF 200 (TR) Series	MF 300 Series	MF 500 Series	MF 600 Series
886821M94	Hydraulic Pump - Multi-Power		MF 135, 148, 165, 168, 175, 178, 185, 188	MF 133, 135, 145, 1152, 152 MKIII/152 SV, 155, 158, 158 MKIII/158 F/S, 165/168/185/188, 165 MKIII/178	MF 235, 240, 245, 250, 255, 265, 275, 285, 290	MF 230, 240, 240S		MF 550, 560, 565, 575, 590, 595, 595MKII	MF 675, 690
1442621X1*	O Ring		MF 148, 165, 168, 185, 188	MF 133/135 MKIII/135 V, 135/148 MKIII/135/145 V/S, 145 MKIII/145 V, 152, 152 MKIII/152 F/S/V, 158 MKIII/158 F/S/V, 168 MKIII/ 168 F/S	MF 200 Series	MF 200 (TR) Series	MF 300 Series	MF 550, 560, 565, 575, 590	MF 600 Series

*Part number is used in other MF series models.



Part Number	Description	TE 20, FE 35, MF 35, MF 35X, MF 65	MF 100 (UK) Series	MF 100 (FR) Series	MF 200 (UK & FR) Series	MF 200 (TR) Series	MF 300 Series	MF 500 Series	MF 600 Series
3597420M91 (8)	Hydraulic Pump Assembly			MF 133/ 135 MKII/ 135 V, 135/ 148 MKII/ 135/ 145 V/S, 145, 145 MKII/ 145 V, 152, 152 MKII/ 152 F/S/V, 155, 158, 158 MKII/ 158 F/S/V, 165/ 168/ 185/ 188, 165 MKII/ 178, 168 MKII/ 168 F/S	MF 200 Series	MF 200 (TR) Series	MF 300 Series	MF 500 Series	MF 600 Series
70923558*	O Ring		MF 135, 148, 165, 168, 175, 178, 185, 188					MF 500 Series	
70923571	O Ring	MF 65	MF 135, 165, 175, 175S, 178	MF 145, 165					
70923578*	O Ring							MF 592, 595, 595MKII	
70924003*	O Ring		MF 100 (UK) Series	MF 133, 135, 133/ 135 MKII/ 135 V, 135/ 148 MKII/ 135/ 145 V/S, 145 MKII/ 145 V, 152, 152 MKII/ 152 F/S/V, 155, 158, 158 MKII/ 158 F/S/V, 165/ 168/ 188, 165 MKII/ 178, 168 MKII/ 168 F/S	MF 200 Series	MF 200 (TR) Series	MF 300 Series	MF 500 Series	MF 600 Series
70924773*	O Ring	FE 35, MF 35, MF 35X, MF 65	MF 100 (UK) Series	MF 133, 135, 145, 155, 165, 165 MKII/ 178				MF 592, 595, 595MKII	
70928241*	O Ring	FE 35, MF 35, MF 35X, MF 65	MF 100 (UK) Series	MF 133, 135, 145, 152, 155, 158, 165/ 168/ 185/ 188, 165 MKII/ 178					
F279940050040* (9)	Seal Kit - Hydraulic Pump					MF 265S, 275, 285S, 290	MF 362, 365, 375, 390, 390T, 398, 399 (1006.6)		
Lift Pumps									
181999M1 (10)	Plug - Valve Chamber	FE 35, MF 35, MF 35X, MF 65	MF 135, 165, 175, 178	MF 133, 135					
189366M1 (11)	Gasket	FE 35, MF 35, MF 35X, MF 65	MF 100 (UK) Series	MF 133, 135, 145, 152, 155, 158, 165/ 168/ 185/ 188, 165 MKII/ 178					

*Part number is used in other MF series models.



Part Number	Description	TE 20, FE 35, MF 35, MF 35X, MF 65	MF 100 (UK) Series	MF 100 (FR) Series	MF 200 (UK & FR) Series	MF 200 (TR) Series	MF 300 Series	MF 500 Series	MF 600 Series
189370M91	Lever Assembly	FE 35, MF 35, MF 35X, MF 65							
190799M1	Piston	FE 35, MF 35, MF 35X, MF 65	MF 100 (UK) Series	MF 133, 135, 152, 165/168/185/188	MF 240				
196174M1*	O Ring				MF 265, 275, 290, 298				MF 600 Series
533737M92	Oil Cooler								
888700M1	Plug - Valve Chamber		MF 135, 148, 165, 168, 175, 178, 185, 188	MF 133, 135, 145, 155, 165 MKII/ 178				MF 565, 575, 590, 592, 595, 595MKII	MF 600 Series
892604M1	Piston Ring	FE 35, MF 35, MF 35X, MF 65						MF 592, 595, 595MKII	
894906M91	Seal Kit	FE 35, MF 35, MF 35X, MF 65							
1007240M1*	O Ring		MF 135, 148, 165, 168, 185, 188	MF 133, 135, 133/ 135 MKII/ 135 V, 135/ 148 MKII/ 135 V, 135/ 148 MKII/ 135 V, 145 V/S, 145 V/S, 145 MKII/ 145 V, 152, 152 MKII/ 152 F/S, 155, 158, 158 MKII/ 158 F/S, 165/ 168/ 185/ 188, 168 MKII/ 168 F/S	MF 200 Series	MF 200 (TR) Series	MF 300 Series	MF 550, 560, 565, 575, 590	MF 600 Series
1683301M92	Lift Pump Assembly		MF 148, 165, 168, 185, 188	MF 133/ 135 MKII/ 135 V, 135/ 148 MKII/ 135 V, 145 V/S, 145 MKII/ 145 V, 152, 152 MKII/ 152 F/S, 155, 158, 158 MKII/ 158 F/S, 165/ 168/ 185/ 185/ 188, 168 MKII/ 168 F/S	MF 230, 235, 240, 245, 250, 255, 260, 265, 275, 290, 298		MF 340	MF 550, 560, 565, 575, 590	MF 600 Series
1684548M91	Control Valve Assembly		MF 100 (UK) Series	MF 133, 135, 145, 152, 155, 158, 165/ 168/ 185/ 188, 165 MKII/ 178					

*Part number is used in other MF series models.



Part Number	Description	TE 20, FE 35, MF 35, MF 35X, MF 65	MF 100 (UK) Series	MF 100 (FR) Series	MF 200 (UK & FR) Series	MF 200 (TR) Series	MF 300 Series	MF 500 Series	MF 600 Series
1694582M92	Lift Pump Assembly		MF 100 (UK) Series	MF 133, 135, 145, 152, 155, 158, 165/168/185/188, 165 MKIII/178					
1868456M1* ⁽¹⁵⁾	Gasket		MF 148, 165, 168, 185, 188	MF 133/135 MKIII/135 V, 135/148 MKIII/135/145 V/S, 145 MKIII/145 V, 152, 152 MKIII/152 F/S/V, 155, 158, 158 MKIII/158 F/S/V, 165/168/185/188, 165 MKIII/178, 168 MKIII/168 F/S	MF 200 Series	MF 200 Series	MF 300 Series	MF 550, 560, 565, 575, 590	MF 600 Series
1868734M3 ⁽¹⁶⁾	Valve Chamber		MF 148, 185						
1868741M1*	Plug - Valve Chamber		MF 135, 148, 165, 168, 185, 188	MF 133/135 MKIII/135 V, 135/148 MKIII/135/145 V/S, 145 MKIII/145 V, 152, 152 MKIII/152 F/S/V, 155, 158, 158 MKIII/158 F/S/V, 165/168/185/188, 165 MKIII/178, 168 MKIII/168 F/S	MF 200 Series	MF 200 Series	MF 300 Series	MF 550, 560, 565, 575, 590	MF 600 Series
1869529M2* ⁽¹⁷⁾	Gasket		MF 148, 165, 168, 185, 188	MF 133/135 MKIII/135 V, 135/148 MKIII/135/145 V/S, 145 MKIII/145 V, 152, 152 MKIII/152 F/S/V, 155, 158, 158 MKIII/158 F/S/V, 165/168/185/188, 165 MKIII/178, 168 MKIII/168 F/S	MF 200 Series	MF 200 Series	MF 300 Series	MF 550, 560, 565, 575, 590	MF 600 Series
1869608M1 ⁽¹⁸⁾	Gasket		MF 135, 165, 168, 175, 178, 185, 188	MF 133, 135, 145, 152, 155, 158, 165/168/185/188, 165 MKIII/178					
3614362M93	Lift Pump Assembly						MF 350, 355, 360, 362, 365, 375, 390, 390T, 398, 399		

*Part number is used in other MF series models.


Part Number	Description	TE 20, FE 35, MF 35, MF 35X, MF 65	MF 100 (UK) Series	MF 100 (FR) Series	MF 200 (UK & FR) Series	MF 200 (TR) Series	MF 300 Series	MF 500 Series	MF 600 Series
Pressure Valves									
1807116M1* (19)	O Ring			MF 145, 155, 158, 165MKIII/ 178			MF 342, 350, 352, 355, 360, 362, 365, 375, 390, 390T, 398, 399		
1860114M91 (20)	Diaphragm		MF 135, 148, 165, 168, 185, 188	MF 152, 152 MKIII/ 152 F/S/V, 155, 158, 158 MKIII/ 158 F/S/V, 165/ 168/ 185/ 188, 168 MKIII/ 168 F/S	MF 230, 240, 245, 250, 255, 260, 265, 275, 285, 290, 298	MF 230, 240, 240S, 265S, 285S		MF 550, 560, 565, 575, 590	MF 600 Series
3933541M91	Pressure Control Valve Assembly		MF 148, 165, 168, 185, 188	MF 133, 135, 152 MKIII/ 152 F/S/V, 155, 158, 158 MKIII/ 158 F/S/V, 165/ 168/ 185/ 188, 168 MKIII/ 168 F/S	MF 230, 240, 245, 250, 255, 260, 265, 275, 285, 290, 298	MF 230, 240, 240S, 265S, 285S		MF 550, 560, 565, 575, 590	MF 600 Series
Spool Valves									
365470X1*	O Ring			MF 152 MKIII/ 152 F/S/V, 158 MKIII/ 158 F/S/V, 168 MKIII/ 168 F/S	MF 240, 250, 265, 275, 290, 298	MF 265S, 285S	MF 300 Series	MF 550, 565, 575, 590	MF 600 Series
3901450M91 (21)	Spool Valve Assembly		MF 135, 148, 165, 168, 185, 188	MF 152 MKIII/ 152 F/S/V, 158 MKIII/ 158 F/S/V, 168 MKIII/ 168 F/S	MF 230, 240, 250, 265, 275, 290, 298		MF 375E, 390E	MF 575, 590	MF 600 Series




(15)



(16)



(17)



(18)



(19)



(20)



(21)

*Part number is used in other MF series models.



Part Number	Description	MF 2000/5 Series	MF 3000 Series	MF 3100 Series	MF 3600 Series	MF 4200 Series	MF 4300 Series	MF 5400 Series (Tier 2)	MF 6100 Series	MF 6200 Series	MF 6400 Series (Tier 2)	MF 8100 Series	MF 8200 Series
Hydraulic Couplers													
595963M1*	Coupler	MF 2000/5 Series			MF 3635, 3645, 3655, 3670, 3680, 3690								
646669M1* ⁽²²⁾	Cap					MF 4225, 4235, 4240, 4245, 4255, 4260, 4265, 4270	MF 4325, 4335, 4345, 4355, 4360, 4365, 4370						
958826M1* ⁽²³⁾	Coupler - Trailer Brake	MF 2625, 2645, 2685, 2725											
1081473M92*	Coupler												
1680263M1* ⁽²⁴⁾	Coupler	MF 2000/5 Series				MF 4225, 4235, 4240, 4245, 4255, 4260, 4265, 4270	MF 4325, 4335, 4345, 4355, 4360, 4365, 4370						
1684473M1*	Coupler	MF 2000/5 Series				MF 4200 Series	MF 4300 Series						
3581307M3*	Coupler - Trailer Brake	MF 2000/5 Series	MF 3000 Series	MF 3100 Series	MF 3600 Series	MF 4200 Series	MF 4300 Series	MF 5400 Series	MF 6100 Series	MF 6200 Series	MF 6400 Series	MF 8100 Series	MF 8200 Series
3600258M1*	Gasket		MF 3000 Series	MF 3100 Series	MF 3600 Series				MF 6110, 6120, 6130, 6140, 6150, 6160, 6170, 6180			MF 8110, 8120, 8130, 8140, 8150, 8160	
3905717M91*	Coupler	MF 2000/5 Series				MF 4225, 4235, 4240, 4245, 4255, 4260, 4265, 4270	MF 4325, 4335, 4345, 4355, 4360, 4365, 4370						
3905722M91* ⁽²⁵⁾	Coupler		MF 3000 Series	MF 3100 Series	MF 3600 Series	MF 4200 Series	MF 4300 Series	MF 5400 Series	MF 6100 Series	MF 6200 Series	MF 6445, 6455, 6460, 6465, 6470, 6475, 6480	MF 8110, 8120, 8130, 8140, 8150, 8160	MF 8200 Series

*Part number is used in other MF series models.



Part Number	Description	MF 2000/5 Series	MF 3000 Series	MF 3100 Series	MF 3600 Series	MF 4200 Series	MF 4300 Series	MF 5400 (Tier 2) Series	MF 6100 Series	MF 6200 Series	MF 6400 (Tier 2) Series	MF 8100 Series	MF 8200 Series
4293710M1*	Coupler		MF 3000 Series	MF 3100 Series	MF 3600 Series			MF 5400 Series	MF 6100 Series	MF 6200 Series	MF 6400 Series	MF 8110, 8120, 8130, 8140, 8150, 8160	MF 8200 Series
Hydraulic Lift Valves													
3790388M2	Pressure Valve		MF 3000 Series	MF 3100 Series					MF 6100 Series	MF 6200 Series		MF 8110, 8120, 8130, 8140, 8150, 8160	
Hydraulic Pumps													
831452M1* (26)	O Ring	MF 2000/5 Series	MF 3000 Series	MF 3100 Series	MF 3600 Series	MF 4200 Series	MF 4300 Series	MF 5400 Series	MF 6100 Series	MF 6200 Series	MF 6400 Series	MF 8100 Series	MF 8200 Series
1442621X1* (27)	O Ring				MF 3635, 3645, 3650, 3655, 3670, 3680, 3690	MF 4200 Series	MF 4300 Series					MF 8110, 8120, 8130, 8140, 8150, 8160	
3797116M2	Hydraulic Pump Assembly							MF 5400 Series		MF 6200 Series	MF 6445, 6455, 6460, 6465, 6470, 6475, 6480, 6485, 6490, 6495		
3799411M2 (28)	Hydraulic Pump Assembly				MF 3635, 3645, 3655, 3670, 3690				MF 6100 Series	MF 6200 Series	MF 6400 Series	MF 8100 Series	MF 8200 Series
3903020M91	Seal Kit - Hydraulic Pump For Pump 3799411M2				MF 3635, 3645, 3655, 3670, 3690			MF 5445, 5455, 5460, 5465, 5470	MF 6100 Series	MF 6200 Series	MF 6400 Series	MF 8100 Series	MF 8200 Series
70923558*	O Ring	MF 2000/5 Series	MF 3000 Series	MF 3100 Series	MF 3610, 3630, 3635, 3645, 3650, 3655, 3680	MF 4200 Series	MF 4300 Series	MF 5445, 5455, 5460, 5465, 5470	MF 6100 Series	MF 6200 Series	MF 6400 Series	MF 8100 Series	MF 8200 Series


*Part number is used in other MF series models.




Part Number	Description	MF 2000/5 Series	MF 3000 Series	MF 3100 Series	MF 3600 Series	MF 4200 Series	MF 4300 Series	MF 5400 (Tier 2) Series	MF 6100 Series	MF 6200 Series	MF 6400 (Tier 2) Series	MF 8100 Series	MF 8200 Series
70923578*	O Ring					MF 4200 Series	MF 4300 Series		MF 6100 Series		MF 6485, 6490, 6495, 6497, 6499		MF 8210, 8220, 8240, 8250
70924003*	O Ring	MF 2000/5 Series				MF 4200 Series	MF 4300 Series	MF 5400 Series			MF 6445, 6455, 6460, 6465, 6470, 6475, 6480, 6485, 6490, 6495		
F279940050040* (29)	Seal Kit - Hydraulic Pump	MF 2640	MF 3070, 3075, 3080, 3085, 3090, 3095	MF 3100 Series		MF 4200 Series	MF 4300 Series	MF 5400 Series	MF 6100 Series	MF 6200 Series	MF 6445, 6455, 6460, 6465, 6470, 6475, 6480, 6485, 6490, 6495		
F716100490120 (30)	Seal Kit		MF 3000 Series	MF 3100 Series				MF 5400 Series	MF 6100 Series	MF 6200 Series			
Lift Pumps													
196174M1* (31)	O Ring	MF 2620, 2640, 2680, 2720										MF 8170, 8180	MF 8270, 8280
1007240M1*	O Ring		MF 3000 Series	MF 3100 Series		MF 4200 Series	MF 4300 Series		MF 6100 Series	MF 6200 Series		MF 8170, 8180	MF 8200 Series
1868456M1*	Gasket					MF 4200 Series	MF 4300 Series						




(29)




(30)



(31)



(32)



(33)



(34)



(35)

*Part number is used in other MF series models.

Part Number	Description	MF 2000/5 Series	MF 3000 Series	MF 3100 Series	MF 3600 Series	MF 4200 Series	MF 4300 Series	MF 5400 (Tier 2) Series	MF 6100 Series	MF 6200 Series	MF 6400 (Tier 2) Series	MF 8100 Series	MF 8200 Series
1868741M1*	Plug - Valve Chamber					MF 4200 Series	MF 4300 Series						
1869529M2* ⁽³²⁾	Gasket					MF 4200 Series	MF 4300 Series						
4200076M91 ⁽³³⁾	Lift Pump Assembly					MF 4200 Series	MF 4300 Series						
Pressure Valves													
1807116M1* ⁽³⁴⁾	O Ring		MF 3000 Series	MF 3100 Series	MF 3600 Series				MF 6110, 6120, 6130, 6140, 6150, 6160, 6170, 6180			MF 8100 Series	
Spool Valves													
365470X1*	O Ring				MF 3635, 3645, 3655, 3670, 3690							MF 8100 Series	

HYDRAULICS

MF 100 (IT) - MF 3400 (IT) Series

Part Number	Description	MF 100 (IT) Series	MF 200 (IT) Series	MF 300 (IT) Series	MF 1000 (IT) Series	MF 3300 (IT) Series	MF 3400 (IT) Series
Hydraulic Couplers							
1680263M1* ⁽³⁵⁾	Coupler	MF 154, 174, 184, 194, 194 C	MF 254, 274, 284 S				
1684473M1*	Coupler	MF 134C, 154, 154 F, 154 S, 154 V, 164T/F/S/V, 174, 174 F, 174 S, 174 V, 184, 184 F, 184 S, 194, 194 F, 194 S	MF 233, 234 C/ CF, 244 CF, 253, 254, 254 C/ CF, 263T, 264T, 264T CF, 264T S, 273, 274, 274C/ CF/ SK, 283, 284, 284 S, 293, 294, 294C, 294S	MF 333, 334V, 353, 353 LX/ S, 354 AQ/FO/SQ/WQ, 354 F/S/V, 354 SP-PP-AP-GE, 356 CF, 363, 363 LX/ S, 364 AQ/FO/SQ/WQ, 364 F/S/V, 364 S, 373, 373 LX/ S, 374 AQ/FO/SQ/ VQ, 374 F/H/S/V, 374 SP-PP-AP-GE, 376 C/CF/XCF, 377, 383, 383 LX/ S, 384 AQ/FO/SQ/WQ, 384 F/S/V, 384 SP-PP-AP-GE, 387, 393, 393 LX/ TLX/ S, 394 AQ/FO/SQ, 394 F/H/S, 394 SP-PP-AP-GE, 394C, 394T AQ, 396C/ CF/ CT, 397, 397T	MF 1000 Series		




*Part number is used in other MF series models.



Part Number	Description	MF 100 (IT) Series	MF 200 (IT) Series	MF 300 (IT) Series	MF 1000 (IT) Series	MF 3300 (IT) Series	MF 3400 (IT) Series
3581307M3*	Coupler - Trailer Brake	MF 154 F, 154 S, 164T F/S, 174 F, 174 S, 184 F, 184 S, 194 F, 194 S	MF 264T, 264T S, 284, 294	MF 333, 353, 353 S, 354 F/S, 363, 363 S, 364 F/S, 373, 373 S, 374 F/H/S, 377, 383, 383 S, 384 F/S, 387, 393, 393 S, 394 F/H/S, 397, 397T	MF 1000 Series		
3905717M91*	Coupler	MF 154, 174, 184, 194, 194 C	MF 254, 274, 284 S				
0.98309.50.3/1	Female Coupler					MF 3300 Series	MF 3400 Series
Hydraulic Pumps							
886821M94* (36)	Hydraulic Pump - Multi-Power						
1425496M2	Shaft				MF 1114, 1134		
1425497M2 (37)	Flange				MF 1000 Series		
1426708M91	Seal Kit		MF 294C	MF 394C	MF 1000 Series		
1427541M1 (38)	Seal		MF 293, 294C	MF 394C	MF 1000 Series		
1429586M1	Seal	MF 100 (IT) Series	MF 233, 234 C/CF/S, 244 CF, 253, 254, 254 C/CF/S, 263T, 264T, 264T CF, 264T S, 273, 274, 274C/CF/S/ SK, 283, 284, 284 S, 293, 294, 294C, 294S	MF 333, 353, 353 S, 363, 363 S, 364 CF, 373, 373 S, 377, 383, 383 S, 387, 393, 393 S, 394C, 397, 397T	MF 1000 Series		
1493867M91 (39)	Seal Kit	MF 100 (IT) Series	MF 233, 234 C/CF/S, 244 CF, 253, 254, 254 C/CF/S, 263T, 264T, 264T CF, 264T S, 273, 274, 274C/CF/S/ SK, 283, 284, 284 S, 293, 294, 294C, 294S	MF 333, 334 V, 353, 353 S, 354 F/S/M, 363, 363 S, 364 F/S/M, 364 CF, 373, 373 S, 374 F/H/S/M, 377, 383, 383 S, 384 F/S, 387, 393, 393 S, 394 F/H/S, 394C, 397, 397T	MF 1000 Series		
1822233M1	Pinion		MF 294 C	MF 376C, 394C, 396C/CT	MF 1000 Series		
1825234M1 (40)	Hose	MF 134C, 154, 154 C, 154 S, 174, 174 C, 174 S, 184, 184 S, 194, 194 C	MF 233, 234 C/ S, 253, 254, 254 C/ S, 273, 274, 274C/ S/ SK, 283, 284, 284 S, 293, 294, 294C, 294S				

*Part number is used in other MF series models.

Part Number	Description	MF 100 (IT) Series	MF 200 (IT) Series	MF 300 (IT) Series	MF 1000 (IT) Series	MF 3300 (IT) Series	MF 3400 (IT) Series
2824932M91	Hydraulic Pump Assembly	MF 154 F, 154 S, 164T F/S, 194 S					
3106453M91	Seal Kit			MF 376C, 396C/CT	MF 1000 Series		
3300930M91 (41)	Hydraulic Pump Assembly	MF 174 F, 174 S, 184 F, 184 S, 194 F			MF 1114, 1134		
3301296M1	Shaft				MF 1014		
3301297M2	Flange				MF 1014		
3301542M3	Flange		MF 294C	MF 376C, 394C, 396C/CT			
3302501M92	Hydraulic Pump Assembly	MF 194 C			MF 1014		
3310317M91	Hydraulic Pump Assembly				MF 1000 Series		
3533910M91	Hydraulic Pump Assembly			MF 334 V, 353, 353 SLX, 354 AQ/ FQ/SQ/WQ, 354 F/SV, 354 SP-FP-AP- GE, 356 CF, 363, 363 LX/S, 364 AQ/ FQ/SQ/WQ, 364 F/SV, 364 SP-FP-AP- GE, 364 CF, 366 CF,			
3533911M91 (42)	Hydraulic Pump Assembly			MF 367 CF, 373, 373 LX/S, 374 AQ/ FQ/SQ, 374 FH/SV, 374 SP-FP-AP- GE, 377, 383, 383 LX/S, 384 AQ/ FQ/SQ, 384 F/SV, 384 SP-FP-AP-GE, 387, 393, 393 LX/ TLX/ S, 394 AQ/ FQ/SQ, 394 F/H/S, 394 SP-FP-AP-GE, 394T AQ, 397, 397T			
3534941M91	Hydraulic Pump Assembly			MF 367 CF, 373, 373 LX/S, 374 AQ/ FQ/SQ, 374 F/H/SV, 374 SP-FP-AP- GE, 377, 383, 383 LX/S, 384 AQ/FQ/ SQ, 384 F/SV, 384 SP-FP-AP-GE, 387, 393, 393 LX/ TLX/ S, 394 AQ/ FQ/SQ, 394 F/H/S, 394 SP-FP-AP-GE, 394T AQ, 397, 397T			




*Part number is used in other MF series models.



Part Number	Description	MF 100 (IT) Series	MF 200 (IT) Series	MF 300 (IT) Series	MF 1000 (IT) Series	MF 3300 (IT) Series	MF 3400 (IT) Series
3536740M91	Hydraulic Pump Assembly			MF 376C, 396C/CT	MF 1014		
3539858M91	Hydraulic Pump	MF 100 Series 134C/V, 154, 154 C, 154 V, 164TV, 174, 174 C, 174 V, 184, 194, 194 C	MF 200 (IT) Series	MF 333, 353, 353 LX/S, 363, 363 LX/S, 364 CF, 373, 373 LX/S, 377, 383, 383 LX/S, 387, 393, 393 LX/TLV S, 394C, 397, 397T	MF 1000 Series		
3539859M91 ⁽⁴³⁾	Hydraulic Pump Assembly	MF 154 F, 154 S, 164T F/S, 174 F, 174 S, 184 F, 184 S, 194 C, 194 F, 194 S	MF 274 C	MF 373, 373 LX/S, 374 AQ/FO/SQ, 374 SP-FP-AP-GE, 377, 383, 383 LX/S, 384 AQ/FO/SQ, 384 SP-FP-AP-GE, 387, 393, 393 LX/TLV S, 394 AQ/FO/SQ, 394 SP-FP-AP-GE, 394T AQ, 397, 397T			
3543134M91	Hydraulic Pump Assembly			MF 373, 373 LX/S, 374 AQ/FO/SQ, 374 SP-FP-AP-GE, 377, 383, 383 LX/S, 384 AQ/FO/SQ, 384 SP-FP-AP-GE, 387, 393, 393 LX/TLV S, 394 AQ/FO/SQ, 394 SP-FP-AP-GE, 394T AQ, 397, 397T			
3546158M91	Hydraulic Pump	MF 174, 174C, 174V, 184, 194, 194C	MF 273, 274, 274 C/CF/S/SK, 283, 284, 284S, 293, 294, 294C, 294S	MF 373, 373S, 377, 383, 383 S, 387, 393, 393 S, 394 C, 397			
3546160M91	Hydraulic Pump Assembly			MF 353, 353 LX, 363, 363 LX, 373, 373 LX, 377, 383, 383 LX, 387, 393, 393 LX/TLX, 397, 397T			
3549613M91 ⁽⁴⁴⁾	Hydraulic Pump Assembly		MF 294C	MF 394C	MF 1014		
3549614M91	Hydraulic Pump Assembly				MF 1114, 1134		
3551729M91	Hydraulic Pump Assembly			MF 374 VQ, 384 VQ			
3595190M91 ⁽⁴⁵⁾	Hydraulic Pump Assembly			MF 374 AQ/FO/SQ, 374 F/H/S/V, 374 SP-FP-AP-GE, 376 C/CF/XCF, 384 AQ/FO/SQ, 384 F/S/M, 384 SP-FP-AP-GE, 394 AQ/FO/SQ, 394 F/H/S, 394 SP-FP-AP-GE, 394T AQ, 396, 396C/CF/CT			
70923558*	O Ring			MF 354 VQ, 364 VQ, 374 VQ, 384 VQ	MF 1000 Series		

*Part number is used in other MF series models.



Part Number	Description	MF 100 (IT) Series	MF 200 (IT) Series	MF 300 (IT) Series	MF 1000 (IT) Series	MF 3300 (IT) Series	MF 3400 (IT) Series
70923578*	O Ring			MF 334 V, 353 LX, 354 AQ/FO/SO/VQ, 354 F/SV, 354 SP-FP-AP-GE, 363 LX, 364 AQ/FO/SO/VQ, 364 F/SV, 364 SP-FP-AP-GE, 373 LX, 374 AQ/FO/SO/VQ, 374 F/H/SV, 374 SP-FP-AP-GE, 376 C/CF/XCF, 383 LX, 384 AQ/FO/SO/VQ, 384 F/SV, 384 SP-FP-AP-GE, 393 LX/TLX, 394 AQ/FO/SQ, 394 F/H/S, 394 SP-FP-AP-GE, 394C, 394T AQ, 396C/CF/CT			
70924003*	O Ring			MF 353, 353 LX/S, 354 AQ/FO/SQ/VQ, 354 F/V, 354 SP-FP-AP-GE, 356 CF, 363, 363 LX/S, 364 AQ/FO/SQ/VQ, 364 F/V, 364 SP-FP-AP-GE, 366 CF, 367 CF, 373, 373 LX/S, 374 AQ/FO/SO/VQ, 374 F/H/W, 374 SP-FP-AP-GE, 376 C/CF/XCF, 377, 383, 383 LX/S, 384 AQ/FO/SO/VQ, 384 F/V, 384 SP-FP-AP-GE, 387, 393, 393 LX/TLX/S, 394 AQ/FO/SQ, 394 F/H, 394 SP-FP-AP-GE, 394T AQ, 396C/CF/CT, 397, 397T	MF 1000 Series		
70924773*	O Ring	MF 134C, 154, 154 C, 154 S, 164T/F/SV, 174, 174 C, 174 S, 184, 184 S, 194, 194 C	MF 233, 234 C/S, 253, 254, 254 C/S, 263T, 264T, 264T S, 273, 274, 274S/SK, 283, 284 S, 293, 294S				
70928241*	O Ring			MF 353, 353 LX/S, 354 AQ/FO/SQ/VQ, 354 F/V, 354 SP-FP-AP-GE, 356 CF, 363, 363 LX/S, 364 AQ/FO/SQ/VQ, 364 F/V, 364 SP-FP-AP-GE, 366 CF, 367 CF, 373, 373 LX/S, 374 AQ/FO/SO/VQ, 374 F/H/W, 374 SP-FP-AP-GE, 376 C/CF/XCF, 377, 383, 383 LX/S, 384 AQ/FO/SO/VQ, 384 F/V, 384 SP-FP-AP-GE, 387, 393, 393 LX/TLX/S, 394 AQ/FO/SQ, 394 F/H, 394 SP-FP-AP-GE, 394T AQ, 396C/CF/CT, 397, 397T			

*Part number is used in other MF series models.



Part Number	Description	MF 100 (IT) Series	MF 200 (IT) Series	MF 300 (IT) Series	MF 1000 (IT) Series	MF 3300 (IT) Series	MF 3400 (IT) Series
F279940050040* (46)	Seal Kit - Hydraulic Pump	MF 174F, 184F, 194F		MF 353, 353 LX/ S, 354 AQ/FO/SQ/VQ, 354 F/S/V, 354 SP-FP-AP-GE, 356 CF, 363, 363 LX/ S, 364 AQ/FO/SQ/VQ, 364 F/S/V, 364 SP-FP-AP-GE, 366 CF, 367 CF, 373, 373 LX/ S, 374 AQ/FO/SQ/VQ, 374 F/H/S/V, 374 SP-FP-AP-GE, 376 C/CF/XCF, 377, 383, 383 LX/ S, 384 AQ/FO/SQ/VQ, 384 F/S/V, 384 SP-FP-AP-GE, 387, 393, 393 LX/ TLX/ S, 394 AQ/FO/SQ, 394 F/H/S, 394 SP-FP-AP-GE, 394T AQ, 396C/ CF/ CT, 397, 397T			
Lift Pumps							
1007240M1*	O Ring	MF 100 (IT) Series	MF 233, 234 C/ S, 244 CF, 253, 254, 254 C/ CF/ S, 263T, 264T, 264T CF, 264T S, 273, 274, 274C/ CF/ S/ SK, 283, 284, 284 S, 293, 294, 294C, 294S	MF 333, 334 V, 353, 353 LX/ S, 354 AQ/FO/SQ, 354 F/S/V, 354 SP-FP-AP-GE, 356 CF, 363, 363 LX/ S, 364 AQ/FO/SQ, 364 F/S/V, 364 SP-FP-AP-GE, 364 CF, 366 CF, 367 CF, 373, 373 LX/ S, 374 AQ/FO/SQ, 374 F/H/S/V, 374 SP-FP-AP-GE, 376 C/CF/XCF, 377, 383, 383 LX/ S, 384 AQ/FO/SQ, 384 F/S/V, 384 SP-FP-AP-GE, 387, 393, 393 LX/ TLX/ S, 394 AQ/FO/SQ, 394 F/H/S, 394 SP-FP-AP-GE, 394C, 394T AQ, 396C/ CF/ CT, 397, 397T			



*Part number is used in other MF series models.

10+ | INSTRUMENTS





Part Number	Description	TE 20, FE 35, MF 35, MF 35X, MF 65	MF 100 (UK) Series	MF 100 (FR) Series	MF 200 (UK & FR) Series	MF 200 (TR) Series	MF 300 Series	MF 500 Series	MF 600 Series
829487M91 ①	Drive Cable - Tractormeter	FE 35, MF 35							
880406M91	Drive Cable - Tractormeter		MF 165						
881396M91 ②	Gauge - Water Temperature	FE 35, MF 35, (VO, LO Engines) MF 65	MF 100 (UK) Series						
882021M91 ③	Tachometer Drive Cable		MF 165, 168, 175, 175S, 178, 185, 188		MF 240, 265, 275, 290			MF 565, 575, 590	
890421M92 ④	Tractormeter	MF 35, MF 35X							
894428M91	Tractormeter	MF 35, MF 35X							
894844M1 ⑤	Fuel Gauge		MF100 (UK) Series						
898485M91	Tractormeter		MF 165, 168, 175, 175S, 178, 185, 188						
898489M91 ⑥	Tractormeter		MF 165, 168, 175, 175S, 178, 185, 188						
899421M91	Tractormeter		MF 165, 168, 175, 175S, 178, 185, 188						
899663M91	Tractormeter		MF 165, 168, 175, 175S, 178, 185, 188	MF 133, 135, 155, 165 MKIII/ 178					



*Part number is used in other MF series models.

Part Number	Description	TE 20, FE 35, MF 35, MF 35X, MF 65	MF 100 (UK) Series	MF 100 (FR) Series	MF 200 (UK & FR) Series	MF 200 (TR) Series	MF 300 Series	MF 500 Series	MF 600 Series
967572M1	Drive Cable - Tractormeter	MF 65							
1672835M2 ⁽⁷⁾	Ammeter				MF 230, 240, 250				
1674638M92	Tractormeter				MF 230, 235, 240, 245, 250, 255			MF 550	
1674637M92	Tachometer			MF 158MKIII/ 158 F/SW	MF 240, 260, 265, 275, 285, 290, 298	MF 265S, 275, 285S, 290	MF 375E, 390E	MF 560, 565, 575, 590, 592, 595, 595MKII	
1699381M92	Tachometer Drive Cable				MF 230, 240, 250	MF 230, 240, 240S		MF 550	
1853097M91	Engine Oil Pressure Gauge	FE 35, MF 35, 35X, MF 65	MF 100 (UK) Series						
1853144M1*	Drive		MF 165, 168, 175, 175S, 178, 185, 188	MF 168 MKIII/ 168 F/S	MF 240, 265, 275, 285, 290, 298	MF 265S, 275, 285S, 290	MF 362, 365, 375, 375E, 390, 390E, 390T, 398	MF 565, 575, 590, 592, 595, 595MKII	MF 600 Series
1860065M91	Tractormeter		MF 165, 168, 185, 188						
1876289M93	Tachometer Drive Cable				MF 240, 265, 275, 285, 290	MF 265S, 275, 285S, 290	MF 375E, 390E		
1877717M93* ⁽⁸⁾	Fuel Gauge			MF 133, 135, 133/ 135 MKIII/ 135 V, 135/ 148 MKIII/ 135/ 145 V/S, 145, 145 MKIII/ 145 V, 152, 152 MKIII/ 152 F/SW, 155, 158, 158 MKIII/ 158 F/SW, 165/ 168/ 185/ 188, 165 MKIII/ 178, 168 MKIII/ 168 F/S		MF 200 Series	MF 200 (TR) Series	MF 500 Series	
1877719M93* ⁽⁹⁾	Temperature Gauge				MF 200 Series	MF 200 (TR) Series	MF 375E, 390E	MF 500 Series	MF 600 Series
3302472M91	Drive Cable - Tractormeter								
3305407M92	Tractormeter								MF 600 Series
3305408M93*	Gauge								MF 600 Series
3381906M1 ⁽¹⁰⁾	Thermometer			MF 130, 133/ 135 MKIII/ 135 V, 135/ 148 MKIII/ 135/ 145 V/S, 145, 145 MKIII/ 145 V/S, 152, 152 MKIII/ 152 F/SW, 155, 158, 158 MKIII/ 158 F/SW, 165 MKIII/ 178, 168 MKIII/ 168 F/S					
3381907M1 ⁽¹¹⁾	Manometer			MF 100 (FR) Series					
3478406M91	Tachometer						MF 365, 375, 390, 390T, 398, 399		
3698116M92 ⁽¹²⁾	Tachometer						MF 362, 365, 375, 390, 390T, 398		

*Part number is used in other MF series models.



Part Number	Description	TE 20, FE 35, MF 35, MF 35X, MF 65	MF 100 (UK) Series	MF 100 (FR) Series	MF 200 (UK & FR) Series	MF 200 (TR) Series	MF 300 Series	MF 500 Series	MF 600 Series
3698778M94	Drive Cable - Tachometer						MF 365, 375, 390, 390T, 398		
3698118M92	Tachometer					MF 275, 290	MF 365, 375, 390, 390T, 398		
3812023M1* ⁽¹³⁾	Temperature Sensor					MF 275, 290			

INSTRUMENTS

MF 2000 - MF 8200 Series

Part Number	Description	MF 2000/5 Series	MF 3000 Series	MF 3100 Series	MF 3600 Series	MF 4200 Series	MF 4300 Series	MF 5400 (Tier 2) Series	MF 6100 Series	MF 6200 Series	MF 6400 (Tier 2) Series	MF 8100 Series	MF 8200 Series
1877717M93*	Fuel Gauge	MF 2620, 2640, 2680											
1877719M93*	Temperature Gauge	MF 2670, 2640, 2680											
3039521M91	Drive Cable - Tractormeter	MF 2000/5 Series											
3310888M92 ⁽¹⁴⁾	Tractormeter		MF 3000 Series	MF 3100 Series	MF 3600 Series								
3812023M1*	Temperature Sensor					MF 4215, 4220	MF 4315, 4320	MF 5465					

*Part number is used in other MF series models.



INSTRUMENTS




MF 100 (IT) - MF 3400 (IT) Series

Part Number	Description	MF 100 (IT) Series	MF 200 (IT) Series	MF 300 (IT) Series	MF 1000 (IT) Series	MF 3300 (IT) Series	MF 3400 (IT) Series
1423769M91 ⁽¹⁵⁾	Drive Cable - Tractorometer	MF 134C, 154, 154 C, 164T/ F/S/M, 174, 174 C, 184, 194, 194 C	MF 233, 234 C/ CF/ S, 244 CF, 253, 254, 254 C/CF/ S, 273, 274, 274C/ CF/S/SK, 283, 284, 284 S, 293, 294, 294C, 294S	MF 394 C			
1425872M91 ⁽¹⁶⁾	Drive Cable - Tractorometer				MF 1000 Series		
1853144M1* ⁽¹⁷⁾	Drive	MF 100 (IT) Series	MF 200 (IT) Series	MF 364 CF, 394 C			
3303500M91 ⁽¹⁸⁾	Drive Cable - Tractorometer	MF 134 V, 154 F, 154 S, 154 V, 164T/ F/S, 174 F, 174 S, 174 V, 184 F, 184 S, 194 F, 194 S					
3305408M93* ⁽¹⁹⁾	Gauge	MF 134C/M, 154, 154 C, 154 F, 154 S, 154 V, 164T/ F/S/M, 174, 174 C, 174 F, 174 S, 174 V, 184, 184 F, 184 S, 194, 194 C, 194 F, 194 S	MF 233, 234 C/ CF/ S, 244 CF, 253, 254, 254 C/CF/ S, 263T, 264T, 264T CF, 264T S, 273, 274, 274C/ CF/ S/ SK, 283, 284, 284 S, 293, 294, 294C, 294S	MF 364 CF, 394 C	MF 1000 Series		
3308251M92	Tractorometer	MF 134C/M, 154, 154 C, 154 F, 154 S, 154 V, 164T/ F/S/M, 174, 174 C, 174 F, 174 S, 174 V, 184, 184 F, 184 S, 194, 194 C, 194 F, 194 S	MF 233, 234 C/CF/ S, 244 CF, 253, 254, 254 C/CF/ S, 263T, 264T, 264T CF, 264T S, 273, 274, 274C/CF/ S/ SK, 283, 284, 284 S, 293, 294, 294C, 294S	MF 364 CF, 394 C			
3308908M91	Drive Cable - Tractorometer		MF 263T, 264T, 264T S, 273, 283, 293				

*Part number is used in other MF series models.




Part Number	Description	MF 100 (IT) Series	MF 200 (IT) Series	MF 300 (IT) Series	MF 1000 (IT) Series	MF 3300 (IT) Series	MF 3400 (IT) Series	
3311406M91	Tractometer			MF 334V, 353, 353 S, 354 F/S/V, 354 SP-FP-AP-GE, 363, 363 S, 364 F/S/V, 364 SP-FP-AP-GE, 373, 373 S, 374 F/H/S/V, 374 SP-FP-AP-GE, 377, 383, 383 S, 384 F/S, 384 SP-FP-AP-GE, 387, 393, 393 S, 394 F/H/S, 394 SP-FP-AP-GE, 397, 397T				
3530293M92	Tractometer				MF 1000 Series			
3540018M91 (20)	Wiper blade motor			MF 354 AO/FQ/SQ/VQ, 354 F/S/V, 364 AO/FQ/SQ/VQ, 364 F/S/V, 374 AO/FQ/SQ/VQ, 374 F/H/S/V, 384 AO/FQ/SQ/VQ, 384 F/S, 394 AO/FQ/SQ, 394 F/H/S, 394T AQ				



*Part number is used in other MF series models.








10+ | LIGHTING





Part Number	Description	TE 20, FE 35, MF 35, MF 35X, MF 65	MF 100 (UK) Series	MF 100 (FR) Series	MF 200 (UK & FR) Series	MF 200 (TR) Series	MF 300 Series	MF 500 Series	MF 600 Series
Front Lights									
1672766M93*	Headlamp Assembly (RH) LH Dip		MF 135, 165, 168, 175, 178, 188	MF 130, 133, 135	MF 200 Series		MF 375E, 390E	MF 500 Series	MF 600 Series
1672767M93* ①	Headlamp Assembly (LH) LH Dip		MF 135, 165, 168, 175, 178, 188	MF 130, 133, 135	MF 200 Series		MF 375E, 390E	MF 500 Series	MF 600 Series
1672768M91* ②	Headlamp Assembly (RH) RH Dip		MF 135, 165, 168, 175, 178, 188	MF 130, 133/135 MKII/135 V, 135/148 MKIII/135/145/S, 145, 145 MKII/145 V, 152, 152 MKII/152 F/S/V, 155, 158MKII/158F/S/V, 165MKII/ 168/185/188	MF 200 Series		MF 375E, 390E	MF 500 Series	MF 600 Series
1672769M91* ③	Headlamp Assembly (LH) RH Dip		MF 135, 165, 168, 175, 178, 188	MF 130, 133/135 MKII/135 V, 135/148 MKIII/135/145/S, 145, 145 MKII/145 V, 152, 152 MKII/152 F/S/V, 155, 158MKII/158F/S/V, 165MKII/ 168/185/188	MF 200 Series		MF 375E, 390E	MF 500 Series	MF 600 Series
1693943M93* ④	Headlamp Assembly LH Dip				MF 240 4WD		MF 340, 342, 350, 352, 355, 360, 362, 365, 375, 390, 390T, 398, 399		
1693944M93*	Headlamp Assembly RH Dip				MF 240 4WD		MF 340, 342, 350, 352, 355, 360, 362, 365, 375, 390, 390T, 398, 399		
1860183M1 ⑤	Headlamp Surround (RH)		MF 135, 148, 165, 168, 178, 185, 188						
1860184M1	Headlamp Surround (LH)		MF 135, 148, 165, 168, 178, 185, 188						
3600101M91* ⑥	Head Lamp Assembly				MF 240, 265, 275, 290, 298			MF 560, 575, 590, 592, 595, 595MKII	MF 675, 690

*Part number is used in other MF series models. ○ image of part shown on page 302.

Part Number	Description	TE 20, FE 35, MF 35, MF 35X, MF 65	MF 100 (UK) Series	MF 100 (FR) Series	MF 200 (UK & FR) Series	MF 200 (TR) Series	MF 300 Series	MF 500 Series	MF 600 Series
3600102M91*	Headlamp Assembly				MF 240, 265, 275, 290, 298			MF 560, 575, 590, 592, 595, 596MKII	MF 675, 690
Interior Cab Lights									
3900476M1	Interior Light Assembly						MF 350, 355, 360, 362, 365, 372, 375, 390, 390T, 398, 399		
Number Plate Lights									
1684272M1 	Number Plate Light Assembly				MF 240, 250, 265, 275, 290		MF 350, 355, 360, 365, 372, 375, 390, 390T, 398, 399		
X830180040000*	Number Plate Light Assembly			MF 130, 133, 135/148 MKII/135/145 V/S, 145, 145 MKII/145 V, 152, 152 MKII/152 F/SW, 155, 158, 158 MKII/158 F/SV, 165/ 168/185/188, 165 MKII/ 178, 168 MKII/168 F/S	MF 235, 245, 250, 255, 260, 265, 275, 285, 290, 298			MF 575, 590, 592, 595, 595MKII	
Rear Lights									
829121M1 	Lamp - Number Plate		MF 100 (UK) Series		MF 230, 240, 250, 255, 260, 265, 275, 290		MF 340, 375E, 390E	MF 550, 560, 565, 575, 590, 595, 596MKII	
1425885M92*	Rear Light Assembly (LH)								MF 600 Series
1425886M92*	Rear Light Assembly (RH)								MF 600 Series
1426607M1* 	Rear Light Lens (LH)								MF 600 Series
1426609M1* 	Rear Light Lens (RH)								MF 600 Series
1630967M1 	Lens (RH)			MF 133/135 MKII/135 V, 135/148 MKII/135/145 V/S, 145 MKII/145 V, 152, 152 MKII/152 F/SV, 158 MKII/158 F/SW, 168 MKII/ 168 F/S					
1630968M1 	Lens (LH)			MF 133/135 MKII/135 V, 135/148 MKII/135/145 V/S, 145 MKII/145 V, 152, 152 MKII/152 F/SV, 158 MKII/158 F/SW, 168 MKII/ 168 F/S					
1678390M2* 	Reflector			MF 100 (FR) Series	MF 200 Series		MF 300 Series	MF 500 Series	MF 600 Series
1678868M92*	Rear Light Assembly (LH) With Flat Top Fenders			MF 152, 155, 158, 165/ 168/185/188	MF 200 Series		MF 340, 375E, 390E	MF 500 Series	

*Part number is used in other MF series models.  image of part shown on page 302.



Part Number	Description	TE 20, FE 35, MF 35, MF 35X, MF 65	MF 100 (UK) Series	MF 100 (FR) Series	MF 200 (UK & FR) Series	MF 200 (TR) Series	MF 300 Series	MF 500 Series	MF 600 Series
1678669M92*	Rear Light Assembly (RH) With Flat Top Fenders			MF 152, 155, 158, 165/168/185/188	MF 200 Series		MF 340, 375E, 390E	MF 500 Series	
1695848M92 ⁽¹⁴⁾	Rear Light Assembly				MF 230, 235, 240, 245, 255, 260, 265, 275, 290, 298		MF 300 Series	MF 550, 560, 575, 590	
3310307M91*	Rear Light Lens						MF 342, 350, 352, 355, 360, 362, 365, 375, 390, 390T, 398, 399		
3311571M91*	Rear Light Lens								
3405171M92 ⁽¹⁵⁾	Work Light Assembly		MF 135, 165, 175		MF 200 Series			MF 500 Series	MF 600 Series
3595442M92 ⁽¹⁶⁾	Work Light Assembly						MF 350, 355, 360, 362, 365, 375, 390, 390T, 398, 399		
3907319M91 ⁽¹⁷⁾	Rear Light Assembly (LH)			MF 133/135 MKIII/135 V, 135/148 MKIII/135/145 V/S, 145, 145 MKIII/145 V, 152, 152 MKIII/152 F/S/V, 155, 158, 158 MKIII/158 F/S/V, 168 MKIII/168 F/S	MF 240				
3907320M91 ⁽¹⁸⁾	Rear Light Assembly (RH)			MF 133/135 MKIII/135 V, 135/148 MKIII/135/145 V/S, 145, 145 MKIII/145 V, 152, 152 MKIII/152 F/S/V, 155, 158, 158 MKIII/158 F/S/V, 168 MKIII/168 F/S	MF 240				
Rotating Lights									
3900283M1*	Lens						MF 342, 352, 365, 375, 390, 390T, 398, 399		
3933622M91*	Rotating Beacon Assembly						MF 342, 352, 365, 375, 390, 390T, 398, 399		

*Part number is used in other MF series models. ○ image of part shown on page 302.

Part Number	Description	TE 20, FE 35, MF 35, MF 35X, MF 65	MF 100 (UK) Series	MF 100 (FR) Series	MF 200 (UK & FR) Series	MF 200 (TR) Series	MF 300 Series	MF 500 Series	MF 600 Series
Side Lights									
619413M91*	Side Light Assembly With Safety Fenders			MF 133/135MKIII/135V, 135/148 MKIII/135/145V/S, 145, 145 MKIII/145V, 152, 152 MKIII/152F/SW, 155, 158, 158 MKIII/158F/SW, 168MKIII/168 F/S	MF 240, 265, 275, 290			MF 500 Series	
880399M2 ⁽¹⁹⁾	Front Side Light With Flat Top Fenders		MF 100 (UK) Series						
884001M92 ⁽²⁰⁾	Rear Side Light With Flat Top Fenders		MF 100 (UK) Series						
1424346M1*	Side Light Lens				MF 230, 240, 250, 265, 275, 290		MF 340, 342, 350, 352, 355, 360, 362, 365, 375, 390, 390T, 398, 399	MF 550, 560, 565, 575, 590	
1425883M93* ⁽²¹⁾	Side Light Assembly (LH)								MF 600 Series
1425884M93*	Side Light Assembly (RH)								MF 600 Series
1426603M1*	Side Light Lens (LH)								MF 600 Series
1426605M1* ⁽²²⁾	Side Light Lens (RH)								MF 600 Series
1678580M91 ⁽²³⁾	Side Light Assembly				MF 230, 240, 250, 265, 275, 290		MF 340	MF 550, 560, 565, 575, 590, 595, 595MKIII	
1678990M91*	Side Light Assembly (RH) With Flat Top Fenders			MF 155, 158, 165/ 168/ 185/ 188	MF 200 Series		MF 375E, 390E		
1678991M91* ⁽²⁴⁾	Side Light Assembly (LH) With Flat Top Fenders			MF 155, 158, 165/ 168/ 185/ 188	MF 200 Series		MF 375E, 390E		
3310292M91*	Side Light Lens				MF 230, 235, 240, 245, 250, 255, 265, 275, 290, 298		MF 375E, 390E		
3611781M91*	Work Light Assembly			MF 100 (FR) Series			MF 342, 350, 352, 355, 360, 362, 365, 375, 390, 390T, 398, 399		

*Part number is used in other MF series models. ○ image of part shown on page 302.



1



2



3



4



5



6



7



8



9



10



11



12



13



14



15



16



17



18



19



20



21



22



23



24

LIGHTING

MF 2000 - MF 8200 Series

Part Number	Description	MF 2000/5 Series	MF 3000 Series	MF 3100 Series	MF 3600 Series	MF 4200 Series	MF 4300 Series	MF 5400 Series (Tier 2) Series	MF 6100 Series	MF 6200 Series	MF 6400 Series (Tier 2) Series	MF 8100 Series	MF 8200 Series
Field Lights													
3387863M91 ⁽²⁵⁾	Field Light Assembly		MF 3050, 3060, 3065, 3070, 3080, 3090, 3095	MF 3115, 3125	MF 3610, 3630, 3645, 3650, 3655, 3670, 3680, 3690								
3617494M91 ⁽²⁶⁾	Field Light Assembly		MF 3000 Series	MF 3100 Series	MF 3600 Series				MF 6100 Series	MF 6260, 6270, 6280, 6290		MF 8110, 8120, 8130, 8140, 8150, 8160	MF 8210, 8220
3713130M91	Field Light Assembly					MF 4200 Series	MF 4300 Series		MF 6100 Series	MF 6200 Series		MF 8100 Series	MF 8200 Series
Front Lights													
1672766M93* ⁽²⁷⁾	Headlamp Assembly (RH) LH Dip	MF 2000/5 Series											
1672767M93*	Headlamp Assembly (LH) LH Dip	MF 2000/5 Series											
1672768M91*	Headlamp Assembly (RH) RH Dip	MF 2000/5 Series											
1672769M91*	Headlamp Assembly (LH) RH Dip	MF 2000/5 Series											
16939943M93*	Headlamp Assembly LH Dip		MF 3000 Series	MF 3100 Series	MF 3600 Series				MF 6110, 6120, 6130, 6140 Hi-visibility				
16939944M93*	Headlamp Assembly RH Dip		MF 3000 Series	MF 3100 Series	MF 3600 Series				MF 6110, 6120, 6130, 6140 Hi-visibility < F 108027				
3105505M1* ⁽²⁸⁾	Front Light Lens		MF 3000 Series	MF 3100 Series	MF 3600 Series			MF 5400 Series	MF 6100 Series	MF 6200 Series	MF 6400 Series	MF 8100 Series	MF 8200 Series
3387450M91*	Front Light Assembly		MF 3000 Series	MF 3100 Series	MF 3600 Series								
3600101M91*	Head Lamp Assembly	MF 2000/5 Series											

*Part number is used in other MF series models. ○ image of part shown on page 309.



Part Number	Description	MF 2000/5 Series	MF 3000 Series	MF 3100 Series	MF 3600 Series	MF 4200 Series	MF 4300 Series	MF 5400 (Tier 2) Series	MF 6100 Series	MF 6200 Series	MF 6400 (Tier 2) Series	MF 8100 Series	MF 8200 Series
3600102M91* (29)	Headlamp Assembly	MF 2000/5 Series											
3713798M91	Headlamp Assembly LH Dip								MF 6100 Series			MF 8100 Series	MF 8200 Series
3713799M91	Headlamp Assembly RH Dip								MF 6100 Series			MF 8100 Series	MF 8200 Series
3714399M93 (30)	Front Light Assembly								MF 6100 Series	MF 6200 Series		MF 8100 Series	MF 8200 Series
3714184M92	Front Light Assembly								MF 6100 Series	MF 6200 Series		MF 8100 Series	MF 8200 Series
3786791M92	Front Light Assembly							MF 5400 Series			MF 6400 Series		
3788220M91	Headlamp Assembly RH Dip							MF 5400 Series			MF 6400 Series		
3788221M91	Headlamp Assembly LH Dip							MF 5400 Series			MF 6400 Series		
3809345M91	Headlamp Assembly LH Dip					MF 4200 Series				MF 6200 Series			MF 8210, 8220, 8240, 8250, 8260
3809346M91 (31)	Headlamp Assembly RH Dip					MF 4200 Series				MF 6200 Series			MF 8210, 8220, 8240, 8250, 8260

*Part number is used in other MF series models. ○ image of part shown on page 309.

Part Number	Description	MF 2000/5 Series	MF 3000 Series	MF 3100 Series	MF 3600 Series	MF 4200 Series	MF 4300 Series	MF 5400 (Tier 2) Series	MF 6100 Series	MF 6200 Series	MF 6400 (Tier 2) Series	MF 8100 Series	MF 8200 Series
3824711M92	Headlamp Assembly LH Dip					MF 4225, 4235, 4240, 4245, 4255, 4260, 4265, 4270	MF 4300 Series						
3824712M92	Headlamp Assembly RH Dip					MF 4225, 4235, 4240, 4245, 4255, 4260, 4265, 4270	MF 4300 Series						
4278938M92 ⁽³²⁾	Headlamp Assembly RH Dip							MF 5425, 5435, 5445, 5455, 5460, 5465			MF 6400 Series		
4278939M92	Headlamp Assembly LH Dip							MF 5425, 5435, 5445, 5455, 5460, 5465			MF 6400 Series		
Number Plate Lights													
X830180040000*	Number Plate Light Assembly	MF 2000/5 Series											
Rear Lights													
1678390M2*	Reflector	MF 2000/5 Series					MF 4300 Series						
3105050M1*	Rear Light Lens		MF 3000 Series	MF 3100 Series	MF 3600 Series				MF 6100 Series	MF 6200 Series		MF 8100 Series	MF 8210, 8220
3310307M91* ⁽³³⁾	Rear Light Lens												MF 8210, 8220, 8240, 8260
3311571M91*	Rear Light Lens						MF 4300 Series						
3389964M91	Rear Light Assembly		MF 3000 Series	MF 3100 Series	MF 3600 Series								
3619018M91 ⁽³⁴⁾	Light - Rear Number Plate		MF 3000 Series	MF 3100 Series	MF 3600 Series			MF 5400 Series	MF 6100 Series	MF 6200 Series	MF 6400 Series	MF 8100 Series	MF 8200 Series
3618951M1	Reflector	MF2000/5 Series	MF 3000 Series	MF 3100 Series	MF 3600 Series			MF 5400 Series	MF 6100 Series	MF 6200 Series	MF 6400 Series	MF 8100 Series	MF 8200 Series

*Part number is used in other MF series models. ○ image of part shown on page 309.



Part Number	Description	MF 2000/5 Series	MF 3000 Series	MF 3100 Series	MF 3600 Series	MF 4200 Series	MF 4300 Series	MF 5400 (Tier 2) Series	MF 6100 Series	MF 6200 Series	MF 6400 (Tier 2) Series	MF 8100 Series	MF 8200 Series
X830180046000	Rear Light Assembly	MF 2000/5 Series											
X830180046010	Lens (LH)	MF 2000/5 Series											
X830180047000	Rear Light Assembly	MF 2000/5 Series											
X830180047010	Lens (RH)	MF 2000/5 Series											

Rotating Lights

3900253M1* ⁽³⁵⁾	Lens		MF 3050, 3060, 3065, 3070, 3075, 3080, 3085, 3095	MF 3100 Series	MF 3635, 3645, 3655, 3670, 3690				MF 6110, 6120, 6130, 6140, 6150, 6160, 6170, 6180			MF 8110, 8120, 8130, 8140, 8150, 8160	
3902469M1	Lens					MF 4200 Series	MF 4300 Series	MF 5400 Series	MF 6100 Series	MF 6200 Series	MF 6400 Series	MF 8100 Series	MF 8200 Series
3933622M91*	Rotating Beacon Assembly		MF 3000 Series	MF 3100 Series	MF 3600 Series	MF 4200 Series	MF 4300 Series	MF 5400 Series	MF 6100 Series	MF 6200 Series	MF 6400 Series	MF 8100 Series	MF 8200 Series

Side Lights

619413M91* ⁽³⁶⁾	Side Light Assembly	MF 2620, 2640, 2680, 2720											
1424346M1*	Side Light Lens		MF 3000 Series	MF 3100 Series	MF3600 Series	MF 4200 Series	MF 4300 Series						
3611781M91*	Work Light Assembly	MF 2000/5 Series											

*Part number is used in other MF series models. ○ image of part shown on page 309.

LIGHTING

MF 100 (IT) - MF 3400 (IT) Series

Part Number	Description	MF 100 (IT) Series	MF 200 (IT) Series	MF 300 (IT) Series	MF 1000 (IT) Series	MF 3300 (IT) Series	MF 3400 (IT) Series
Front Lights							
1424107M92	Front Light Assembly	MF 154, 174, 184, 194	MF 234 S, 254, 274				
1672768M91*	Headlamp Assembly (RH) RH Dip		MF 254, 254S, 264T, 274, 274S, 284, 294				
1672769M91*	Headlamp Assembly (LH) RH Dip		MF 254, 254S, 264T, 274, 274S, 284, 294				
1693944M93*	Headlamp Assembly			MF 353, 353 LX, 354 AQ/FO/SO/VO, 356 CF, 363, 363 LX, 364 AQ/FO/ SO/VO, 366 CF, 367 CF, 373, 373 LX, 374 AQ/FO/SO/VO, 376 C/CF/ XCF, 377, 383, 383 LX, 384 AQ/FO/ SO/VO, 387, 393, 393 LX/TLX, 394 AQ/FO/SQ, 394T AQ, 396C/CF/CT, 397, 397T			
3301298M91 ⁽³⁷⁾	Front Light Assembly	MF 134C, 154, 154C, 174, 174C, 184, 194	MF 234 S				
3303979M91	Front Light Assembly (RH)	MF 154 S, 184 S					
3387450M91*	Front Light Assembly			MF 353 LX/S, 363 LX/S, 373 LX/S, 393 LX/TLX/S			
3531529M91	Headlamp Assembly	MF 134V, 154F/SV, 164T F/SV, 174F/SV, 184F/S, 194F/S		MF 334V, 353 LX/S, 354 F/SV, 354 SP-PP-AP-GE, 364 F/SV, 364 SP- FP-AP-GE, 374 F/H/SV, 374 SP-PP- AP-GE, 384 F/SV, 384 SP-PP-AP-GE, 394 F/H/S, 394 SP-PP-AP-GE			
Rear Lights							
1424105M92 ⁽³⁸⁾	Rear Light Assembly (RH)	MF 154, 174, 184, 194	MF 234 S, 254, 274				
1424106M92	Rear Light Assembly (LH)	MF 154, 174, 184, 194	MF 234 S, 254, 274				
1425885M92* ⁽³⁹⁾	Rear Light Assembly (LH)	MF 154, 174	MF 233, 253, 254, 263T, 264T, 273, 274, 274SK, 283, 284, 284S, 293, 294, 294S		MF 1000 Series		

*Part number is used in other MF series models. ○ image of part shown on page 309.



Part Number	Description	MF 100 (IT) Series	MF 200 (IT) Series	MF 300 (IT) Series	MF 1000 (IT) Series	MF 3300 (IT) Series	MF 3400 (IT) Series
1425886M92* (40)	Rear Light Assembly (RH)	MF 154, 174	MF 233, 253, 254, 263T, 264T, 273, 274, 274SK, 283, 284, 284S, 293, 294, 294S	MF 374F/H, 374SP-FP-AP-GE, 394F/H, 394H, 394SP-FP-AP-GE	MF 1000 Series		
1426607M1*	Rear Light Lens (LH)	MF 154, 174	MF 233, 253, 254, 263T, 264T, 273, 274, 274SK, 283, 284, 284S, 293, 294, 294S	MF 374F/H, 394H, 394SP-FP-AP-GE	MF 1000 Series		
1426609M1*	Rear Light Lens (RH)	MF 154, 174	MF 233, 253, 254, 263T, 264T, 273, 274, 274SK, 283, 284, 284S, 293, 294, 294S	MF 374F/H, 374SP-FP-AP-GE, 394F/H, 394H, 394SP-FP-AP-GE	MF 1000 Series		
1678868M92* (41)	Rear Light Assembly (LH)	MF 174F, 194F		MF 374F/H, 374SP-FP-AP-GE, 394F/H, 394H, 394SP-FP-AP-GE			
1678869M92* (42)	Rear Light Assembly (RH)	MF 174F, 194F		MF 374F/H, 374SP-FP-AP-GE, 394F/H, 394H, 394SP-FP-AP-GE			
3105050M1*	Rear Light Lens			MF 333, 353, 353S, 363, 363S, 373, 373S, 377, 383, 383S, 387, 393, 393S, 397, 397T			
3310307M91*	Rear Light Lens	MF 154S, 174F, 174S, 184S, 194F		MF 374F/H, 374SP-FP-AP-GE, 394F/H, 394H, 394SP-FP-AP-GE, 396			
3311571M91* (43)	Rear Light Lens			MF 353, 353 LX/S, 363, 363 LX/S, 373, 373 LX/S, 383, 383 LX/S, 393, 393 LX/TLX/S, 397, 397T			
Side Lights							
1424118M91	Fuse Box	MF 154, 174, 184, 194	MF 234 S				

*Part number is used in other MF series models. ○ image of part shown on page 309.



25



26



27



28



29



30



31



32



33



34



35



36



37



38



39



40



41



42



43



44



45



46



47



48



Part Number	Description	MF 100 (IT) Series	MF 200 (IT) Series	MF 300 (IT) Series	MF 1000 (IT) Series	MF 3300 (IT) Series	MF 3400 (IT) Series
1424346M1* (44)	Side Light Lens	MF 134 V, 154, 154F/SV, 164T F/SV, 174, 174F/SV, 184, 184F/S, 194, 194F/S	MF 234C/CF, 234S, 244CF, 254, 254C/CF, 264T CF, 274, 274C/CF, 294C	MF 333, 334V, 353, 353 LX S, 354F/SV, 354SP-FP-AP-GE, 366CF, 363, 363 LX/S, 364CF, 364F/SV, 364SP-FP-AP-GE, 366CF, 367CF, 373, 373 LX/S, 374F/H/SV, 374SP-FP-AP-GE, 376C/CF/XCF, 377, 383, 383 LX/S, 384F/SV, 384SP-FP-AP-GE, 387, 393, 393LX/TLV S, 394C, 394F/H/S, 394SP-FP-AP-GE, 396C/CF/CT, 396, 397, 397T	MF 1000 Series	MF 3300 (IT) Series	MF 3400 (IT) Series
1425883M93*	Side Light Assembly (LH)	MF 154, 174	MF 233, 253, 254, 263T, 264T, 273, 274, 274SK, 283, 284, 284S, 293, 294, 294S		MF 1000 Series		
1425884M93* (45)	Side Light Assembly (RH)	MF 154, 174	MF 233, 253, 254, 263T, 264T, 273, 274, 274SK, 283, 284, 284S, 293, 294, 294S		MF 1000 Series		
1426603M1* (46)	Side Light Lens (LH)	MF 154, 174	MF 233, 253, 254, 263T, 264T, 273, 274, 274SK, 283, 284, 284S, 293, 294, 294S		MF 1000 Series		
1426605M1*	Side Light Lens (RH)	MF 154, 174	MF 233, 253, 254, 263T, 264T, 273, 274, 274SK, 283, 284, 284S, 293, 294, 294S		MF 1000 Series		
1678990M91* (47)	Side Light Assembly (RH)	MF 174F, 194F	MF 254, 274	MF 374F/H, 374SP-FP-AP-GE, 394F/H, 394H, 394SP-FP-AP-GE			
1678991M91*	Side Light Assembly (LH)	MF 174F, 194F	MF 254, 274	MF 374F/H, 374SP-FP-AP-GE, 394F/H, 394H, 394SP-FP-AP-GE			
3310292M91* (48)	Side Light Lens	MF 154S, 174F/S, 184S, 194F		MF 374F/H, 374SP-FP-AP-GE, 394F/H, 394H, 394SP-FP-AP-GE			

*Part number is used in other MF series models. ○ image of part shown on page 309.

10⁺ | LINKAGE





Part Number	Description	TE 20, FE 35, MF 35, MF 35X, MF 65	MF 100 (UK) Series	MF 100 (FR) Series	MF 200 (UK & FR) Series	MF 200 (TR) Series	MF 300 Series	MF 500 Series	MF 600 Series
Automatic Hitch									
645923M1 ①	Pin	FE 35, MF 35, MF 35X, MF 65	MF 135, 165, 175, 178						
874973M3 ②	Lever		MF 135, 148, 165, 168, 175, 178, 185, 188						
886224M3	Cross Shaft		MF 135, 148, 165, 168, 175, 178, 185, 188	MF 165/ 168/ 185/ 188	MF 230, 240, 250, 265, 275, 290, 298	MF 265S, 285S	MF 342, 352, 365, 375, 375E, 390, 390E, 390T, 398, 399	MF 550, 565, 575, 590	MF 600 Series
1670103M91	Stop Bracket		MF 135, 148, 165, 168, 175, 178, 185, 188		MF 230, 240, 250, 265, 275, 290, 298		MF 342, 352, 365, 375, 375E, 390, 390E, 390T, 398, 399	MF 550, 565, 575, 590	
Ball Ends									
486021M1	Ball End		MF 165		MF 290				MF 600 Series
1660055M91 ③	Top Link Ball End 100cm for Lower Link / High Line Cab				MF 275, 290, 298	MF 265S, 285S	MF 350, 365, 375, 375E, 390, 390E, 390T, 398, 399	MF 575, 590, 592, 595, 595MKII	MF 600 Series
3042426M1*	Lower Link Ball - CAT 2						MF 365, 375, 390, 390T, 398, 399		
3042429M1*	Lower Link Ball - CAT 2						MF 365, 375, 390, 390T, 398, 399		
3042432M1*	Top Link Ball - CAT 2 Top Link with Hook End				MF 290		MF 375, 390, 390T, 398, 399		MF 600 Series
Cables									
3611307M91	Cable - Automatic Hitch						MF 342, 350, 352, 355, 360, 362, 365, 375, 390, 390T, 398, 399		
3701954M91 ④	Cable - Automatic Hitch						MF 365, 375, 390, 390T, 398, 399		
Chain Stabilisers									
646101M2	Pin	FE 35, MF 35, MF 35X	MF 135	MF 130		MF 240		MF 550	

*Part number is used in other MF series models.


Part Number	Description	TE 20, FE 35, MF 35, MF 35X, MF 65	MF 100 (UK) Series	MF 100 (FR) Series	MF 200 (UK & FR) Series	MF 200 (TR) Series	MF 300 Series	MF 500 Series	MF 600 Series
1661406M91 ^⑤	Chain Stabiliser Assembly				MF 265, 275, 285, 290		MF 340, 342, 375E, 390E	MF 565, 575, 590	MF 675, 690
1661408M1	Stabiliser Chain Eyebolt LH Thread				MF 240, 265, 275, 285, 290, 298		MF 340, 342, 352, 362, 365, 375, 375E, 390, 390E, 390T, 398, 399 (1006.6)	MF 565, 575, 590	MF 600 Series
1661409M1 ^⑥	Stabiliser Chain Eyebolt RH Thread				MF 240, 265, 275, 285, 290, 298		MF 340, 342, 352, 362, 365, 375, 375E, 390, 390E, 390T, 398, 399 (1006.6)	MF 565, 575, 590	MF 600 Series
1661411M1	Turn Buckle Stabiliser				MF 240, 265, 275, 285, 290, 298		MF 340, 342, 352, 362, 365, 375, 375E, 390, 390E, 390T, 398, 399	MF 565, 575, 590	MF 600 Series
1860594M1	Shackle		MF 165, 168, 185, 188		MF 240, 265, 275, 285, 290, 298		MF 340, 342, 352, 362, 365, 375, 375E, 390, 390E, 390T, 398, 399	MF 565, 575, 590	MF 600 Series
1863222M1	Turn Buckle		MF 135		MF 230, 240, 250			MF 550	
1863260M93	Rear Chain Stabiliser		MF 135		MF 230, 240, 250			MF 550	
1863261M93 ^⑦	Chain Stabiliser Assembly		MF 135		MF 230, 240			MF 550	
1865159M1	Spacer		MF 165, 168, 185, 188		MF 240, 265, 275, 290		MF 340, 342, 352, 362, 375E, 390E	MF 565, 575, 590	MF 675, 690
Check Chains									
888524M1	Plate		MF 165, 168, 175, 178, 185	MF 165/168/185/188, 165 MKIII/178	MF 260, 265, 275		MF 340, 342, 350, 352, 355, 360, 362, 365, 375, 390	MF 565, 575, 590	MF 675
894029M1	Bracket	MF 65	MF 165, 175, 175S, 178	MF 165, 165 MKIII/178	MF 260, 265, 275		MF 340, 342, 350, 352, 355, 360, 362, 365, 375, 390	MF 565, 575, 590	MF 675



①



②




③




④



⑤



⑥




⑦

*Part number is used in other MF series models.



Part Number	Description	TE 20, FE 35, MF 35, MF 35X, MF 65	MF 100 (UK) Series	MF 100 (FR) Series	MF 200 (UK & FR) Series	MF 200 (TR) Series	MF 300 Series	MF 500 Series	MF 600 Series
1860678M1	Plate		MF 165, 168, 175, 178, 185	MF 165/168/185/188, 165 MKIII/178	MF 260, 265, 275		MF 340, 342, 350, 352, 355, 360, 362	MF 565, 575, 590	MF 675
Clevis Pins									
180860M1*	Clevis Pin	TE 20, FE 35, MF 35, MF 35X	MF 135, 148, 165	MF 100 (FR) Series	MF 230, 235, 240, 245, 250, 255, 260, 265	MF 230, 240, 240S	MF 340	MF 550, 560	
195589M1	Clevis Pin	FE 35, MF 35, MF 35X, MF 65	MF 135, 148, 165, 175, 175S, 178	MF 133, 135	MF 230, 235, 240, 245, 250	MF 230, 240, 240S			
831513M1*	Clevis Pin	FE 35, MF 35, MF 35X, MF 65	MF 135, 148, 165	MF 130, 133, 135, 133/135 MKIII/135 V, 135/148 MKIII/135/145 V/S, 145, 145 MKIII/145 V, 152, 152 MKIII/152 F/S/V, 155, 158, 158 MKIII/158 F/S/V, 165 MKIII/178, 168 MKIII/168 F/S	MF 230, 235, 240, 245, 250, 255, 260, 265, 270, 275	MF 230, 240, 240S	MF 340, 342, 350, 352, 355, 360, 362, 365, 375, 390	MF 550, 560, 565, 575, 590	MF 600 Series
1694025M1	Clevis Pin	MF 65	MF 165, 168, 175, 175S, 178, 185, 188	MF 165/168/185/188, 165 MKIII/178	MF 230, 240, 250, 265, 275, 285, 290, 298	MF 265S, 275, 285S, 290	MF 300 Series	MF 565, 575, 590, 595, 595MKII	MF 600 Series
195239M1*	Clevis Pin	TE 20, FE 35, MF 35, MF 35X		MF 130					
195397M1*	Clevis Pin	MF 65	MF 165, 168, 175, 175S, 178, 185	MF 165/168/185/188, 165 MKIII/178	MF 260, 265, 275		MF 340, 342, 350, 352, 355, 360, 362	MF 565, 575, 590	MF 675
3582662M1*	Clevis Pin	MF 65	MF 148, 165, 168, 175, 175S, 178, 185, 188	MF 133, 135, 133/135 MKIII/135 V, 135/148 MKIII/135/145 V/S, 145 MKIII/145 V, 152, 152 MKIII/152 F/S/V, 155, 158, 158 MKIII/158 F/S/V, 165/168/185/188, 165 MKIII/178, 168 MKIII/168 F/S	MF 240, 250, 255, 260, 265, 275, 285, 290, 298	MF 200 Series	MF 342, 352, 362, 365, 375, 378E, 390, 390T, 398, 399	MF 500 Series	MF 600 Series
Drawbars									
180485M1	Drawbar 11 Holes	TE 20, FE 35, MF 35, MF 35X, MF 65	MF 135, 148, 165	MF 133, 135, 135/148 MKIII/135/145 V/S, 145, 152 MKIII/152 F/S/V, 168 MKIII/168 F/S	MF 230, 235, 240, 245, 250, 255,		MF 340, 342, 352		

*Part number is used in other MF series models.



Part Number	Description	TE 20, FE 35, MF 35, MF 35X, MF 65	MF 100 (UK) Series	MF 100 (FR) Series	MF 200 (UK & FR) Series	MF 200 (TR) Series	MF 300 Series	MF 500 Series	MF 600 Series
886162M92 ⁽¹¹⁾	Pin Assembly		MF 135, 148, 165, 168, 175, 178, 185, 188	MF 165/168/185/188	MF 230, 240, 245, 250, 265, 275, 290, 298	MF 265S, 285S	MF 342, 352, 365, 375, 375E, 390, 390E, 390T, 398, 399	MF 550, 565, 575, 590	MF 600 Series
886163M91	Pin Assembly		MF 135, 148, 165, 168, 175, 178, 185		MF 230, 240, 245, 250, 265			MF 550	MF 690
888851M1 ⁽¹²⁾	Decal	FE 35, MF 35, MF 35X, MF 65	MF 135, 148, 165, 168, 175, 178, 185, 188		MF 230, 240, 245, 250, 265, 275, 290, 298		MF 342, 352, 365, 375, 390, 390T, 398, 399	MF 550, 565, 575, 590	MF 600 Series
1679706M2	Retainer						MF 365, 375, 390, 390T, 398, 399		MF 600 Series
1680506M1	Top Link Ball				MF 290				MF 600 Series Top Link with Hook End
3306432M2*	Drawbar	MF 65	MF 165, 168, 175, 178, 185, 188	MF 145, 165	MF 260, 265, 275, 285, 290, 298		MF 342, 352, 365, 375, 390, 390T, 398, 399	MF 560, 575, 590	MF 675, 690
3762112M1*	Nut				MF 230, 240, 275, 290	MF 240S, 265S, 285S	MF 365, 375, 375E, 390, 390E, 390T, 398, 399		
General									
3304172M91* ⁽¹³⁾	Pin and Ring Assembly	TE 20, FE 35, MF35, MF 35X, MF 65	MF 100 (UK) Series	MF 100 (FR) Series	MF 200 Series	MF 200 (TR) Series	MF 340, 342, 350, 352, 355, 360, 362, 365, 375, 375E, 390, 390E, 390T, 398, 399	MF 500 Series	MF 600 Series
3405312M91*	Hitch Pin						MF 399		
Hitch									
3597026M92	Hitch Assembly						MF 365, 375, 375E, 390, 390E, 390T, 398, 399	MF 575, 590	MF 600 Series
Levelling Box									
4297 ⁽¹⁴⁾	Shaft - Levelling Box	TE 20							

*Part number is used in other MF series models.


10+

LINKAGE

MF 35 - MF 600 Series



Part Number	Description	TE 20, FE 35, MF 35, MF 35X, MF 65	MF 100 (UK) Series	MF 100 (FR) Series	MF 200 (UK & FR) Series	MF 200 (TR) Series	MF 300 Series	MF 500 Series	MF 600 Series
11475X*	Plug - Levelling Box	TE 20, FE 35, MF 35, MF 35X, MF 65	MF 100 (UK) Series	MF 100 (FR) Series	MF 200 Series	MF 200 (TR) Series	MF 300 Series	MF 500, 560, 565, 575, 590	MF 600 Series
181345M2*	Gear - Levelling Box	TE 20, FE 35, MF 35, MF 35X, MF 65	MF 100 (UK) Series	MF 100 (FR) Series	MF 200 Series	MF 200 (TR) Series	MF 300 Series	MF 500 Series	MF 600 Series
182641M1	Shaft - Levelling Box	FE 35, MF 35							
183630M1*	Bearing - Levelling Box	MF 65	MF 165, 168, 175, 175S, 178, 185, 188	MF 165/168/185/188, 165 MKIII/178	MF 250, 260, 265, 275, 285, 290, 298	MF 200 (TR) Series	MF 300 Series	MF 565, 575, 590, 592, 595, 595MKII	MF 600 Series
183631M1	Gear - Levelling Box			MF 165/168/185/188	MF 285				
184358M1	Fork	FE 35, MF 35, MF 35X, MF 65		MF 145, 155, 165					
185220M1	Shaft - Levelling Box	FE 35, MF 35, MF 35X	MF 135	MF 133, 135					
193092M1*	Clip - Levelling Box Handle	MF 65	MF 100 (UK) Series	MF 133, 135, 133/135 MKIII/135 V, 135/148 MKIII/135/145 V/S, 145, 145 MKIII/145 V, 152, 152 MKIII/152 F/S/V, 155, 158, 158 MKIII/158 F/S/V, 165/168/185/188, 165 MKIII/178, 168 MKIII/168 F/S	MF 200 Series	MF 200 (TR) Series	MF 340, 350, 355, 360, 362, 365, 375, 375E, 390, 390E, 390T, 398, 399	MF 550, 560, 565, 575, 590	



*Part number is used in other MF series models.

Part Number	Description	TE 20, FE 35, MF 35, MF 35X, MF 65	MF 100 (UK) Series	MF 100 (FR) Series	MF 200 (UK & FR) Series	MF 200 (TR) Series	MF 300 Series	MF 500 Series	MF 600 Series
193181M1	Housing - Levelling Box	TE 20, FE 35, MF 35, MF 35X, MF 65	MF 135, 148, 165	MF 130, 133, 135, 145, 152, 155, 158, 165/168/185/188, 165 MKIII/178	MF 230, 235, 240, 245, 250, 255, 260	MF 230, 240, 240S	MF 340	MF 550, 560	MF 600 Series
195457M1 (18)	Bearing - Levelling Box	FE 35, MF 35, MF 35X, MF 65	MF 135, 148, 165	MF 130, 135, 145, 152, 155, 158, 165 MKIII/178, 165/168/185/188	MF 230, 235, 240, 245, 250, 255, 260	MF 230, 240, 240S	MF 340	MF 550, 560	MF 600 Series
831263M1*	Bearing - Levelling Box	MF 65	MF 165, 168, 175, 175S, 178, 185, 188	MF 165/168/185/188, 165 MKIII/178	MF 250, 260, 265, 275, 285, 290, 298	MF 200 (TR) Series	MF 300 Series	MF 565, 575, 590, 592, 595, 595MKII	MF 600 Series
893405M3	Fork	MF 65	MF 165	MF 165 MKIII/178	MF 250, 260, 265, 275	MF 240, 240S	MF 340, 342, 350, 352, 355, 360, 362, 365, 375, 390	MF 565	MF 600 Series
897651M1	Shaft - Levelling Box	TE 20, FE 35, MF 35, MF 35X, MF 65	MF 165, 175, 175S, 178	MF 165, 165 MKIII/178					
897653M2*	Knuckle		MF 165, 168, 175, 178, 185, 188	MF 165/168/185/188, 165 MKIII/178	MF 250, 260, 265, 275, 285, 290, 298	MF 200 (TR) Series	MF 300 Series	MF 565, 575, 590, 592, 595, 595MKII	MF 600 Series
897659M1	Fork		MF 135, 148, 165	MF 133, 135, 145, 152, 155, 158, 165/168/185/188, 165 MKIII/178	MF 230, 235, 240, 245, 250, 255, 260	MF 230, 240, 240S	MF 340	MF 550, 560	MF 600 Series
897681M2	Shaft - Levelling Box	MF 65	MF 148	MF 155, 158, 165/168/185/188, 165 MKIII/178	MF 260			MF 560	
906309M94 (19)	Levelling Box Assembly			MF 133, 135, 152, 155, 158, 165/168/185/188, 165 MKIII/178	MF 240, 250, 255		MF 340		
907980M1	Shaft - Levelling Box			MF 133, 135, 152, 155, 158, 165 MKIII/178, 165/168/185/188	MF 240, 250, 255	MF 230, 240, 240S			
1660372M91	Yoke	MF 65	MF 135, 148, 165	MF 133, 135, 145, 152, 155, 158, 165/168/185/188, 165 MKIII/178	MF 230, 235, 240, 245, 250, 255, 260	MF 230, 240, 240S	MF 340	MF 550	
1660373M92 (20)	Levelling Box		MF 135, 165	MF 133, 135, 145, 155, 165 MKIII/178	MF 230, 235, 240, 245, 250	MF 230, 240, 240S	MF 340	MF 550	
1660375M1	Shaft - Levelling Box	MF 65	MF 135, 165	MF 130, 133, 135, 145, 165, 165MKIII/178	MF 230, 235, 240, 245, 250	MF 230, 240, 240S	MF 340	MF 550	
1660438M92	Levelling Box Assembly			MF 130, 133, 135, 145, 152, 155, 158, 165/168/185/188, 165 MKIII/178	MF 265, 275, 285, 290, 298	MF 265S, 275, 285S, 290	MF 375E, 390E	MF 575, 590	
1662382M1*	Handle - Levelling Box	TE 20, FE 35, MF 35, MF 35X, MF 65	MF 100 (UK) Series	MF 130, 133, 135, 145, 152, 155, 158, 165/168/185/188, 165 MKIII/178	MF 200 Series	MF 200 (TR) Series	MF 340, 350, 355, 360, 362, 365, 375, 375E, 390, 390E, 390T, 398, 399	MF 550, 560, 565, 575, 590	
1682345M1 (21)	Housing - Levelling Box						MF 342, 350, 352, 355, 360, 362, 365, 375, 390, 390T, 398, 399		MF 600 Series
1686745M1	Shaft - Levelling Box						MF 390T, 398, 399		MF 698T, 699

*Part number is used in other MF series models.



Part Number	Description	TE 20, FE 35, MF 35, MF 35X, MF 65	MF 100 (UK) Series	MF 100 (FR) Series	MF 200 (UK & FR) Series	MF 200 (TR) Series	MF 300 Series	MF 500 Series	MF 600 Series
1690402M1 ⁽²²⁾	Shaft - Levelling Box						MF 365, 375, 390, 390T		MF 690
1693989M94	Levelling Box						MF 365, 375, 390, 390T		
182642M94	Levelling Box Assembly	FE 35, MF 35, MF 35X							
1863053M94	Levelling Box Assembly		MF 168, 175, 178, 185	MF 165/168/185/188	MF 265, 275			MF 575, 590	
1863054M1	Shaft - Levelling Box		MF 168, 175, 178, 185	MF 165/168/185/188	MF 265, 275		MF 365, 375, 390	MF 575, 590	MF 675
1863885M1	Shaft - Levelling Box		MF 185, 188		MF 275, 285, 290, 298	MF 200 (TR) Series	MF 350, 365, 375, 375E, 390, 390E, 390T, 398, 399	MF 575, 590	MF 600 Series
1884342M92 ⁽²³⁾	Levelling Box Assembly		MF 135	MF 133, 135					
3580976M1 *	Universal Joint						MF 342, 350, 352, 355, 360, 362, 365, 375, 390, 390T, 398, 399		MF 600 Series
3901075M1	Tube						MF 365, 375, 390, 390T, 398, 399		
Lift Rods									
897661M1 ⁽²⁴⁾	Lift Rod		MF 135	MF 133, 135					
964434M1	Knuckle	TE 20, FE 35, MF 35, MF 35X, MF 65		MF 130, 145, 155, 165, 165 MKIII/ 178					
182554M92	Lift Rod	FE 35, MF 35, MF 35X							
1863886M2 ⁽²⁵⁾	Fork		MF 168, 175, 178, 185, 188	MF 165/168/185/188	MF 265, 275, 285, 290, 298	MF 265S, 285S	MF 350, 365, 375, 375E, 390, 390E, 390T, 398, 399	MF 575, 590	MF 600 Series
Links									
1825402M92*	Rod								

*Part number is used in other MF series models.



Part Number	Description	TE 20, FE 35, MF 35, MF 35X, MF 65	MF 100 (UK) Series	MF 100 (FR) Series	MF 200 (UK & FR) Series	MF 200 (TR) Series	MF 300 Series	MF 500 Series	MF 600 Series
Lower Links									
180859M1 ⁽²⁶⁾	Bush - Lift Rod To Lower LinkFixing	FE 35, MF 35, MF 35X							
188148M1	Bush	MF 65	MF 135, 165	MF 133, 135, 145, 155, 165, 165 MKIII/ 178			MF 365, 375, 390, 390T		MF 690
188359M1	Washer	MF 65	MF 135, 165	MF 133, 135, 145, 155, 165, 165 MKIII/ 178			MF 365, 375, 390, 390T		MF 690
491105M1*	Spring	MF 65	MF 135, 165	MF 133, 135, 145, 165, 165 MKIII/ 178			MF 365, 375, 390, 390T		
70917423	Nut	TE 20, FE 35, MF 35, MF 35X		MF 130, 133, 135, 145, 165					
882698M92 ⁽²⁷⁾	Lower Link Assembly - CAT 1	FE 35, MF 35, MF 35X	MF 135	MF 133, 135					
882753M91	Lower Link (RH) - CAT 1	MF 65	MF 135, 165	MF 133, 135, 145, 155, 165, 165 MKIII/ 178					
882754M91	Lower Link (LH) - CAT 1	MF 65	MF 135, 165	MF 133, 135, 145, 155, 165, 165 MKIII/ 178					
886428M1*	Ball End - CAT 1		MF 135, 148, 165, 168, 185	MF 133, 135, 152, 155, 158, 158 MKIII/ 158 F/S, 165/ 168/ 185/ 188, 168 MKIII/ 168 F/S	MF 230, 235, 240, 245, 250, 255, 260, 265, 275	MF 230, 240, 240S	MF 340, 342, 350, 352, 360, 362, 365, 375, 390, 398, 399	MF 550, 560, 565, 575, 590	MF 675
886429M1* ⁽²⁸⁾	Ball End - CAT 2		MF 135, 165, 168, 185	MF 133, 135, 152, 155, 158, 158 MKIII/ 158 F/S, 165/ 168/ 185/ 188, 168 MKIII/ 168 F/S	MF 230, 235, 240, 245, 250, 255, 260, 265, 275	MF 230, 240, 240S	MF 340, 342, 350, 352, 360, 362, 365, 375, 390, 398, 399	MF 550, 560, 565, 575, 590	MF 675
886451M94	Lower Link - CAT 1/2		MF 165	MF 155, 158, 165/ 168/ 185/ 188	MF 250, 265, 275	MF 230, 240, 240S	MF 342, 350, 352, 355, 360, 362	MF 565	
893420M1	Pin - CAT 2	MF 65	MF 165, 175, 175S, 178						
184461M92	Ball End (RH) - CAT 1	MF 65	MF 165				MF 365, 375, 390, 390T		MF 690

*Part number is used in other MF series models.



Part Number	Description	TE 20, FE 35, MF 35, MF 35X, MF 65	MF 100 (UK) Series	MF 100 (FR) Series	MF 200 (UK & FR) Series	MF 200 (TR) Series	MF 300 Series	MF 500 Series	MF 600 Series
184462M92 ⁽²⁹⁾	Ball End (LH) - CAT 1	MF 65	MF 165				MF 365, 375, 390, 390T		MF 690
1660262M93	Lower Link (RH) - CAT 1/2				MF 275, 285, 290, 298	MF 265S, 275, 285S, 290	MF 350, 365, 375, 375E, 390, 390E, 390T, 398, 399	MF 575, 590	MF 600 Series
1660263M93 ⁽³⁰⁾	Lower Link (LH) - CAT 1/2				MF 275, 285, 290, 298	MF 265S, 275, 285S, 290	MF 350, 365, 375, 375E, 390, 390E, 390T, 398, 399	MF 575, 590	MF 675, 690
1686869M92	Lower Link Assembly (RH) - CAT 2						MF 390T, 398, 399		MF 698T, 699
1860936M1	Clip		MF 135, 168						
1863435M95	Lower Link - CAT 1/2		MF 168, 185	MF 165/ 168/ 185/ 188	MF 260, 265, 275		MF 362, 365, 375, 390	MF 575, 590	MF 675
1869218M1*	Clip - Lower Link		MF 135, 148, 165, 168, 185, 188	MF 133, 133/ 135 MKIII/ 135 V, 135/ 148 MKIII/ 135/ 145 V/S, 145 MKIII/ 145 V, 152, 152 MKIII/ 152 F/S/V, 155, 158, 158 MKIII/ 158 F/S/V, 165/ 168/ 185/ 188, 168 MKIII/ 168 F/S	MF 200 Series		MF 300 Series	MF 550, 560, 565, 575, 590	MF 600 Series
1869289M94	Lower Link - CAT 1/2		MF 135, 148	MF 133, 135	MF 230, 235, 240, 245, 250	MF 230, 240, 240S	MF 340	MF 550	
184463M92 ⁽³¹⁾	Lower Link End (RH) - CAT 2	MF 65	MF 135, 165	MF 133, 135, 145, 155, 165 MKIII/ 178					
184464M92	Lower Link End (LH) - CAT 2	MF 65	MF 135, 165	MF 133, 135, 145, 155, 165 MKIII/ 178					
1869219M1* ⁽³²⁾	Retainer - Lower Link Ball L=1050mm		MF 135, 148, 165, 168, 185	MF 133, 135, 152, 155, 158, 158 MKIII/ 158 F/S, 165/ 168/ 185/ 188, 168 MKIII/ 168 F/S	MF 230, 235, 240, 245, 250, 255, 260, 265, 275	MF 230, 240, 240S	MF 340, 342, 350, 352, 360, 362, 365, 375, 390, 398, 399	MF 550, 560, 565, 575, 590	MF 600 Series
1884763M91	Lower Link Assembly - CAT 2	MF 65	MF 165	MF 165, 165 MKIII/ 178					
195646M92 ⁽³³⁾	Pin and Ring Assembly	TE 20, FE 35, MF 35, MF 35X	MF 135, 175, 178	MF 130, 133, 135, 145, 155					

*Part number is used in other MF series models.

Part Number	Description	TE 20, FE 35, MF 35, MF 35X, MF 65	MF 100 (UK) Series	MF 100 (FR) Series	MF 200 (UK & FR) Series	MF 200 (TR) Series	MF 300 Series	MF 500 Series	MF 600 Series
Rigid Stabilisers									
646102M1	Stay	FE 35, MF 35, MF 35X	MF 135						
824332M1	Pin	MF 65	MF 165	MF 145, 165					
Tools									
827436M1 ⁽³⁴⁾	Plough Spanner	TE 20, FE 35, MF 35, MF 35X, MF 65	MF 135, 148, 165, 175, 178, 185, 188	MF 130	MF 240, 275, 285, 290				
Top Links									
894376M91	Top Link Assembly - CAT 1	MF 65	MF 148, 165	MF 133, 135, 152, 155, 158, 165 MKII/178, 165/168/185/188	MF 240, 250, 255				
893438M91	Top Link Assembly - CAT 2	MF 65	MF 165	MF 165, 165 MKII/178			MF 340, 360, 362		
1660050M91 ⁽³⁵⁾	Top Link Assembly - CAT 2	MF 65	MF 65	MF 165/168/185/188	MF 265, 275, 285, 290, 298	MF 265S, 285S	MF 350, 365, 375, 390, 390E, 390T, 398, 399	MF 575, 590, 592, 595, 595MKII	MF 675, 690, 698
1660053M91	Top Link End - CAT 2				MF 275, 290, 298	MF 265S, 285S	MF 350, 365, 375, 375E, 390, 390E, 390T, 398, 399	MF 590, 592, 595, 595MKII	MF 600 Series
183615M93	Top Link Ball End - CAT 2	MF 65	MF 100 (UK) Series	MF 133, 135, 155, 158, 158 MKII/158 F/S, 168 MKII/168 F/S	MF 230, 235, 240, 245, 250, 255, 260, 265, 275, 285, 290	MF 200 (TR) Series	MF 340, 342, 350, 352, 355, 360, 362, 365, 375, 375E, 390, 390E, 390T	MF 550, 560, 565, 575, 590	MF 600 Series
183619M92	Top Link End - Rear - CAT 1	FE 35, MF 35, MF 35X, MF 65	MF 135, 148, 165	MF 133, 135, 133/135 MKII/135 V, 135/148 MKII/135/145 V/S, 145 MKII/145 V, 152, 152 MKII/152 F/S/V, 155, 158, 158 MKII/158 F/S/V, 165 MKII/178, 168 MKII/168 F/S	MF 230, 235, 240, 245, 250, 255, 260, 265, 275	MF 230, 240, 240S	MF 340, 342, 350, 352, 355, 360, 362, 365, 375, 390	MF 550, 560, 565, 575, 590	MF 600 Series



(29)



(30)



(31)



(32)



(33)



(34)



(35)

*Part number is used in other MF series models.



Part Number	Description	TE 20, FE 35, MF 35, MF 35X, MF 65	MF 100 (UK) Series	MF 100 (FR) Series	MF 200 (UK & FR) Series	MF 200 (TR) Series	MF 300 Series	MF 500 Series	MF 600 Series
183623M93 ⁽³⁶⁾	Top Link End - CAT 2	MF 65	MF 148, 165, 168, 175, 175S, 178, 185	MF 133, 135, 152, 155, 158, 158 MKIII/158 F/S, 165/168/185/188, 165 MKIII/178, 168 MKIII/168 F/S	MF 240, 250, 255, 260, 265, 275, 290		MF 340, 342, 350, 352, 355, 360, 362, 365, 375, 390, 390T	MF 560, 565, 575, 590	MF 600 Series
184079M91	Top Link End - Front - CAT 1	FE 35, MF 35, MF 35X, MF 65	MF 135, 165	MF 133, 135, 135/148 MKIII/135/145 V/S, 145, 145 MKIII/145 V, 152 MKIII/152 F/S/V, 155, 158, 158 MKIII/158 S/V, 165 MKIII/178	MF 230, 235, 240, 245, 250	MF 230, 240, 240S	MF 340	MF 550	
1869954M91 ⁽³⁷⁾	Top Link Assembly - CAT 1	MF 65	MF 135, 165	MF 133, 135, 165 MKIII/178	MF 230, 235, 240, 245, 250				
1870075M91	Top Link Assembly - CAT 1	FE 35, MF 35, MF 35X	MF 135	MF 130, 133, 133/135 MKIII/135 V, 135/148 MKIII/135/145 V/S, 145, 145 MKIII/145 V, 152 MKIII/152 F/S/V, 155, 158 MKIII/158 F/S/V					
3147681M91 ⁽³⁸⁾	Top Link Assembly - CAT 1/2	MF 65	MF 165, 175S	MF 165/168/185/188, 165 MKIII/178	MF 250, 260, 265, 275, 290		MF 342, 350, 352, 355, 360, 362, 365, 375, 390, 390T	MF 560, 565, 575, 590	MF 600 Series
3582043M4* ⁽³⁹⁾	Pin - CAT 2	FE 35, MF 35, MF 35X, MF 65	MF 100 (UK) Series	MF 133, 135, 152, 155, 158, 158 MKIII/158 F/S, 165/168/185/188, 165 MKIII/178, 168 MKIII/168 F/S	MF 200 Series	MF 240, 265S, 275, 285S, 290	MF 300 Series	MF 500 Series	MF 600 Series

*Part number is used in other MF series models.



LINKAGE

MF 2000 - MF 8200 Series



Part Number	Description	MF 2000/5 Series	MF 3000 Series	MF 3100 Series	MF 3600 Series	MF 4200 Series	MF 4300 Series	MF 5400 Series (Tier 2) Series	MF 6100 Series	MF 6200 Series	MF 6400 Series (Tier 2) Series	MF 8100 Series	MF 8200 Series
Automatic Hitch													
391237X1* (40)	Nut		MF 3050, 3060, 3065, 3075, 3085, 3095	MF 3120, 3125		MF 4200 Series	MF 4300 Series		MF 6100 Series				
3389961M2	Clevis Pin		MF 3050, 3060, 3065, 3070, 3080, 3085, 3090, 3095	MF 3115, 3125									
Ball Ends													
3042426M1* (41)	Lower Link Ball - CAT 2		MF 3000 Series		MF 4200		MF 4300 Series Includes Linch Pin	MF 5400 Series	MF 6110, 6120, 6130, 6140, 6150, 6160, 6170	MF 6200 Series	MF 6445, 6455, 6460, 6465, 6470, 6475, 6480		
3042427M1* (42)	Lower Link Ball - CAT 2/3	MF 2000/5 Series	MF 3075, 3085, 3095	MF 3100 Series	MF 3600 Series			MF 5445, 5455, 5460, 5465, 5470	MF 6150, 6160, 6170, 6180, 6190	MF 6200 Series	MF 6400 Series	MF 8100 Series	MF 8200 Series Includes Linch Pin
3042428M1	Lower Link Ball - CAT 3	MF 2620, 2640, 2680, 2685, 2720, 2725	MF 3085, 3095	MF 3120, 3125	MF 3600 Series			MF 5445, 5455, 5460, 5465, 5470	MF 6150, 6160, 6170, 6180, 6190	MF 6200 Series	MF 6400 Series	MF 8100 Series	MF 8200 Series

*Part number is used in other MF series models.



Part Number	Description	MF 2000/5 Series	MF 3000 Series	MF 3100 Series	MF 3600 Series	MF 4200 Series	MF 4300 Series	MF 5400 (Tier 2) Series	MF 6100 Series	MF 6200 Series	MF 6400 (Tier 2) Series	MF 8100 Series	MF 8200 Series
3042429M1*	Lower Link Ball - CAT 2		MF 3000 Series		MF 3635, 3645, 3655	MF 4225, 4235, 4240, 4245, 4255, 4260, 4265, 4270	MF 4325, 4335, 4345, 4355, 4360, 4365, 4370	MF 5400 Series	MF 6110, 6120, 6130, 6140, 6150, 6160, 6170	MF 6200 Series	MF 6445, 6455, 6460, 6465, 6470, 6475, 6480	MF 8110, 8120, 8130	MF 8200 Series
3042430M1* ⁽⁴³⁾	Lower Link Ball - CAT 2/3	MF 2000/5 Series	MF 3075, 3085, 3095	MF 3100 Series	MF 3600 Series			MF 5445, 5455, 5460, 5465, 5470	MF 6130, 6140, 6150, 6160, 6170, 6180, 6190	MF 6200 Series	MF 6400 Series	MF 8100 Series	MF 8200 Series
3042432M1*	Top Link Ball - CAT 2 Top Link with Hook End	MF 2680	MF 3000 Series	MF 3100 Series		MF 4225, 4235, 4240, 4245, 4255, 4260, 4265, 4270	MF 4325, 4335, 4345, 4355, 4360, 4365, 4370	MF 5400 Series	MF 6100 Series	MF 6200 Series	MF 6445, 6455, 6460, 6465, 6470, 6475, 6480, 6485, 6490, 6495		
3042433M1 ⁽⁴⁴⁾	Ball End - CAT 2/3	MF 2000/5 Series	MF 3075, 3085, 3095	MF 3100 Series	MF 3600 Series			MF 5445, 5455, 5460, 5465, 5470	MF 6100 Series	MF 6200 Series	MF 6400 Series	MF 8100 Series	MF 8200 Series
3600468M91 ⁽⁴⁵⁾	Top Link Ball End - CAT 2		MF 3050, 3060, 3065, 3070, 3075, 3080, 3085, 3095					MF 5445, 5455, 5460, 5465, 5470	MF 6110, 6120, 6130, 6140, 6150, 6160, 6170, 6180	MF 6200 Series	MF 6445, 6455, 6460, 6465, 6470, 6475, 6480		
3615052M4	Top Link Hook End - CAT 2		MF 3000 Series	MF 3115				MF 5400 Series	MF 6110, 6120, 6130, 6140, 6150, 6160, 6170, 6180	MF 6200 Series	MF 6445, 6455, 6460, 6465, 6470, 6475, 6480		
3615054M3	Top Link Ball End - CAT 2		MF 3000 Series	MF 3100 Series				MF 5425, 5435, 5445, 5455, 5460, 5465	MF 6110, 6120, 6130, 6140, 6150, 6160, 6170	MF 6200 Series	MF 6445, 6455, 6460, 6465, 6470, 6475, 6480		
3616795M2	Top Link Ball End - CAT 2	MF 2000/5 Series			MF 3600 Series							MF 8110, 8120, 8130, 8140, 8150, 8160	
3715826M91 ⁽⁴⁶⁾	Top Link Ball End - CAT 2			MF 3120, 3125	MF 3635, 3645, 3655, 3670			MF 5445, 5455, 5460, 5465, 5470	MF 6180	MF 6270, 6280, 6290	MF 6465, 6475, 6480	MF 8110, 8120, 8130, 8140, 8150, 8160	MF 8200 Series

*Part number is used in other MF series models.



Part Number	Description	MF 2000/5 Series	MF 3000 Series	MF 3100 Series	MF 3600 Series	MF 4200 Series	MF 4300 Series	MF 5400 Series (Tier 2)	MF 6100 Series	MF 6200 Series	MF 6400 Series (Tier 2)	MF 8100 Series	MF 8200 Series
3791220M1 ⁽⁴⁷⁾	Top Link End		MF 3075, 3085, 3095	MF 3120, 3125	MF 3635, 3645, 3655, 3670, 3690			MF 5465, 5470	MF 6150, 6160, 6170, 6180, 6190	MF 6270, 6280, 6290	MF 6465, 6475, 6480		MF 8210, 8220, 8240, 8250
3791537M1	Top Link Ball End - CAT 3				MF 3645, 3655, 3670, 3690						MF 6485, 6490, 6495, 6497, 6499	MF 8110, 8120, 8130, 8140, 8150, 8160	
3792597M92	Ball End - Telescopic Lower Link (LH) - CAT 2		MF 3050, 3060, 3065, 3075, 3095	MF 3120, 3125				MF 5445, 5455, 5460, 5465, 5470	MF 6110, 6120, 6130, 6140, 6150, 6160, 6170, 6180	MF 6200 Series	MF 6445, 6455, 6460, 6465, 6470, 6475, 6480		
3792598M92	Ball End - Telescopic Lower Link (RH) - CAT 2		MF 3050, 3060, 3065, 3075, 3095	MF 3120, 3125				MF 5445, 5455, 5460, 5465, 5470	MF 6110, 6120, 6130, 6140, 6150, 6160, 6170, 6180	MF 6200 Series	MF 6445, 6455, 6460, 6465, 6470, 6475, 6480		
3796958M91	Ball End - Telescopic Lower Link (RH) - CAT 3										MF 6485, 6490, 6495		
3796959M91	Ball End - Telescopic Lower Link (LH) - CAT 3										MF 6485, 6490, 6495		
3900109M91 ⁽⁴⁸⁾	Top Link Ball End - CAT 2		MF 3050, 3060, 3065, 3070, 3075, 3080, 3085, 3095					MF 5445, 5455, 5460, 5465, 5470	MF 6110, 6120, 6130, 6140, 6150, 6160, 6170	MF 6200 Series	MF 6445, 6455, 6460, 6465, 6470, 6475, 6480		
4303393M1	Ball End - CAT 3	MF 2640, 2660, 2685, 2720, 2725	MF 3085, 3095	MF 3115, 3125	MF 3600 Series			MF 5445, 5455, 5460, 5465, 5470	MF 6160, 6170, 6180	MF 6200 Series	MF 6400 Series	MF 8100 Series	MF 8200 Series
4303395M1 ⁽⁴⁹⁾	Ball End - CAT 3	MF 2625, 2640, 2645, 2680, 2685, 2720, 2725	MF 3085, 3095	MF 3120, 3125	MF 3600 Series			MF 5445, 5455, 5460, 5465, 5470	MF 6160, 6170, 6180, 6190	MF 6200 Series	MF 6400 Series	MF 8100 Series	MF 8200 Series


*Part number is used in other MF series models.



Part Number	Description	MF 2000/5 Series	MF 3000 Series	MF 3100 Series	MF 3600 Series	MF 4200 Series	MF 4300 Series	MF 5400 (Tier 2) Series	MF 6100 Series	MF 6200 Series	MF 6400 (Tier 2) Series	MF 8100 Series	MF 8200 Series
Cables													
3619363M1	Cable - Automatic Hitch		MF 3000 Series	MF 3100 Series	MF 3600 Series				MF 6110, 6120, 6130, 6140, 6150, 6160, 6170, 6180	MF 6200 Series		MF 8110, 8120, 8130, 8140, 8150, 8160	
3815365M92 ⁽⁵⁰⁾	Cable - Automatic Hitch					MF 4200 Series	MF 4300 Series						
Clevis Pins													
180860M1*	Clevis Pin	MF 2625											
195239M1* ⁽⁵¹⁾	Clevis Pin					MF 4225, 4235, 4240, 4245, 4255, 4260, 4265, 4270	MF 4325, 4335, 4345, 4355, 4360, 4365, 4370						
195397M1*	Clevis Pin				MF 3610, 3630, 3650, 3680								
831513M1*	Clevis Pin					MF 4215, 4220, 4225, 4235, 4240, 4245, 4255, 4265	MF 4315, 4320, 4325, 4335, 4345, 4355						
3582662M1*	Clevis Pin		MF 3000 Series	MF 3115, 3125		MF 4200 Series	MF 4300 Series						
3618522M2	Clevis Pin - Linkage		MF 3000 Series	MF 3100 Series				MF 5400 Series	MF 6100 Series	MF 6200 Series	MF 6445, 6455, 6460, 6465, 6470, 6475, 6480		
4303912M1	Clevis Pin							MF 5460, 5465, 5470		MF 6200 Series	MF 6445, 6455, 6460, 6465, 6470, 6475, 6480		
Drawbar													
3306432M2* ⁽⁵²⁾	Drawbar					MF 4200 Series	MF 4300 Series						

*Part number is used in other MF series models.

Part Number	Description	MF 2000/5 Series	MF 3000 Series	MF 3100 Series	MF 3600 Series	MF 4200 Series	MF 4300 Series	MF 5400 Series (Tier 2) Series	MF 6100 Series	MF 6200 Series	MF 6400 Series (Tier 2) Series	MF 8100 Series	MF 8200 Series
3387153M1 (53)	Drawbar		MF 3000 Series	MF 3100 Series	MF 3600 Series			MF 5400 Series	MF 6100 Series	MF 6200 Series	MF 6400 Series	MF 8110, 8120, 8130, 8140, 8150, 8160	MF 8200 Series
3762112M1*	Nut				MF 4200 Series		MF 4300 Series						
General													
3304172M91* (54)	Pin and Ring Assembly	MF 2000/5 Series				MF 4200 Series	MF 4300 Series	MF 5425, 5435, 5445, 5455, 5460	MF 6110, 6120, 6130, 6140, 6150, 6160, 6170, 6180			MF 8110, 8120, 8130, 8140, 8150, 8160	
Levelling Box													
11475X*	Plug - Levelling Box		MF 3000 Series	MF 3115, 3125									
181345M2*	Gear - Levelling Box		MF 3000 Series	MF 3125									
183630M1* (55)	Bearing - Levelling Box		MF 3000 Series	MF 3115, 3125									
193092M1* (56)	Clip - Levelling Box Handle		MF 3050, 3060, 3065, 3070, 3080, 3090, 3095	MF 3115, 3125									
831263M1*	Bearing - Levelling Box		MF 3000 Series	MF 3115, 3125									
897653M2*	Knuckle		MF 3000 Series	MF 3115, 3125									
1662382M1*	Handle - Levelling Box		MF 3050, 3060, 3065, 3070, 3080, 3090, 3095	MF 3115, 3125									
3580976M1*	Universal Joint		MF 3000 Series										



*Part number is used in other MF series models.

10+

LINKAGE

MF 2000 - MF 8200 Series



Part Number	Description	MF 2000/5 Series	MF 3000 Series	MF 3100 Series	MF 3600 Series	MF 4200 Series	MF 4300 Series	MF 5400 (Tier 2) Series	MF 6100 Series	MF 6200 Series	MF 6400 (Tier 2) Series	MF 8100 Series	MF 8200 Series
Lift Rods													
3581996M93 ⁽⁵⁷⁾	Lift Rod Assembly	MF 2000/5 Series			MF 3610, 3630, 3635, 3645, 3650, 3655, 3670, 3680							MF 8110, 8120, 8130, 8140, 8150	
3582541M2 ⁽⁵⁸⁾	Threaded Bar - Lift Rod		MF 3000 Series	MF 3100 Series				MF 5400 Series	MF 6100 Series	MF 6200 Series	MF 6445, 6455, 6460, 6465, 6470, 6475, 6480		
3583934M2	Lift Rod Ball End		MF 3000 Series	MF 3100 Series				MF 5400 Series	MF 6100 Series	MF 6200 Series	MF 6445, 6455, 6460, 6465, 6470, 6475, 6480		
3616224M2 ⁽⁵⁹⁾	Fork		MF 3000 Series	MF 3100 Series				MF 5400 Series	MF 6100 Series	MF 6200 Series	MF 6445, 6455, 6460, 6465, 6470, 6475, 6480		
3616478M91	Lift Rod Assembly				MF 3645, 3655, 3670, 3690							MF 8110, 8120, 8130, 8140, 8150, 8160	
3808963M94	Fork					MF 4200 Series	MF 4300 Series						
3808973M92 ⁽⁶⁰⁾	Lift Rod Ball End					MF 4225, 4235, 4240, 4245, 4255, 4260, 4265, 4270	MF 4300 Series						
4302100M1	Threaded Rod							MF 5400 Series					
4302125M92 ⁽⁶¹⁾	Lift Rod Assembly		MF 3000 Series	MF 3100 Series				MF 5400 Series	MF 6100 Series	MF 6200 Series	MF 6445, 6455, 6460, 6465, 6470, 6475, 6480		
4302154M2	Pin Assembly		MF 3000 Series	MF 3100 Series				MF 5400 Series	MF 6100 Series	MF 6200 Series	MF 6445, 6455, 6460, 6465, 6470, 6475, 6480		

*Part number is used in other MF series models.

Part Number	Description	MF 2000/5 Series	MF 3000 Series	MF 3100 Series	MF 3600 Series	MF 4200 Series	MF 4300 Series	MF 5400 Series (Tier 2) Series	MF 6100 Series	MF 6200 Series	MF 6400 (Tier 2) Series	MF 8100 Series	MF 8200 Series
4302155M2	Plate		MF 3000 Series	MF 3100 Series				MF 5400 Series	MF 6100 Series	MF 6200 Series	MF 6445, 6455, 6460, 6465, 6470, 6475, 6480		
Lower Links													
491105M1*	Spring					MF 4225, 4235, 4240, 4245, 4255	MF 4315, 4320, 4325, 4335, 4345, 4355						
886428M1*	Ball End - CAT 1					MF 4215, 4220, 4225, 4235, 4240, 4245, 4255, 4265	MF 4315, 4320, 4325, 4335, 4345, 4355						
886429M1*	Ball End - CAT 2					MF 4215, 4220, 4225, 4235, 4240, 4245, 4255, 4265	MF 4315, 4320, 4325, 4335, 4345, 4355						
1869218M1*	Clip - Lower Link					MF 4200 Series	MF 4300 Series						
1869219M1*	Retainer - Lower Link Ball					MF 4215, 4220, 4245, 4255, 4265	MF 4315, 4320, 4345, 4355						
3712650M1 (62)	Lower Link Assembly		MF 3000 Series	MF 3100 Series					MF 6110, 6120, 6130, 6140, 6150, 6160, 6170, 6180	MF 6200 Series	MF 6445, 6455, 6460, 6465, 6470, 6475, 6480		
Rigid Stabilisers													
3019222X1 (63)	Clevis Pin		MF 3000 Series	MF 3100 Series	MF 3635, 3645, 3655, 3670, 3680, 3690				MF 6100 Series			MF 8110, 8120, 8130, 8140, 8150, 8160	
3019228X1	Clevis Pin		MF 3050, 3060, 3065, 3075, 3085, 3095	MF 3120, 3125	MF 3635, 3645, 3655, 3670, 3690			MF 5400 Series	MF 6100 Series	MF 6200 Series	MF 6400 Series	MF 8110, 8120, 8130, 8140, 8150, 8160	MF 8210, 8220, 8240, 8250



*Part number is used in other MF series models.



Part Number	Description	MF 2000/5 Series	MF 3000 Series	MF 3100 Series	MF 3600 Series	MF 4200 Series	MF 4300 Series	MF 5400 (Tier 2) Series	MF 6100 Series	MF 6200 Series	MF 6400 (Tier 2) Series	MF 8100 Series	MF 8200 Series
3615647M3	Clevis Pin		MF 3000 Series	MF 3100 Series	MF 3600 Series			MF 5400 Series	MF 6100 Series	MF 6200 Series	MF 6400 Series	MF 8110, 8120, 8130, 8140, 8150, 8160	MF 8210, 8220, 8240, 8250
3772617M1 ⁽⁶⁴⁾	Clevis Pin					MF 4200 Series							
Top Links													
3011024X1 ⁽⁶⁵⁾	Pin							MF 5400 Series	MF 6100 Series	MF 6200 Series	MF 6445, 6455, 6460, 6465, 6470, 6475, 6480, 6485, 6490, 6495		
3582043M4*	Pin	MF 2000/5 Series	MF 3000 Series	MF 3100 Series	MF 3600 Series	MF 4200 Series	MF 4300 Series	MF 5400 Series	MF 6100 Series	MF 6200 Series	MF 6400 Series	MF 8100 Series	MF 8200 Series
3600470M1*	Adjuster Nut		MF 3050, 3060, 3065										
3619106M91 ⁽⁶⁶⁾	Top Link Assembly - CAT 2 With Ball End	MF 2000/5 Series		MF 3100 Series	MF 3600 Series			MF 5465	MF 6180	MF 6270, 6280, 6290	MF 6465, 6475, 6480	MF 8110, 8120, 8130, 8140, 8150, 8160	
3619107M91 ⁽⁶⁷⁾	Top Link Assembly				MF 3645, 3650, 3655, 3670, 3690							MF 8110, 8120, 8130, 8140, 8150, 8160	
3715680M94	Top Link Assembly							MF 5445, 5455, 5465, 5470	MF 6150, 6160, 6170	MF 6235, 6245, 6255, 6260, 6265	MF 6460, 6465, 6470, 6475, 6480		
3791225M1	Tube								MF 6150, 6160, 6170, 6180, 6190	MF 6280, 6290	MF 6475, 6480	MF 8110, 8120, 8130, 8140, 8150, 8160	
3791338M92 ⁽⁶⁸⁾	Hook End Assembly		MF 3075, 3085, 3095	MF 3120, 3125	MF 3635, 3645, 3655, 3670, 3690				MF 6150, 6160, 6170, 6180, 6190	MF 6270, 6280, 6290	MF 6475, 6480	MF 8110, 8120, 8130, 8140, 8150, 8160	
3808658M91	Top Link Assembly					MF 4225, 4235, 4240, 4245, 4255, 4260, 4265, 4270	MF 4325, 4335, 4345, 4355, 4360, 4365, 4370						

*Part number is used in other MF series models.

Part Number	Description	MF 2000/5 Series	MF 3000 Series	MF 3100 Series	MF 3600 Series	MF 4200 Series	MF 4300 Series	MF 5400 (Tier 2) Series	MF 6100 Series	MF 6200 Series	MF 6400 (Tier 2) Series	MF 8100 Series	MF 8200 Series
3809038M91	Top Link End - Rear					MF 4200 Series	MF 4300 Series						
3809039M91 ⁽⁶⁹⁾	Top Link End - Front					MF 4200 Series	MF 4300 Series						
3900111M92	Hook End Assembly		MF 3050, 3060, 3065, 3070, 3075, 3080, 3085, 3095					MF 5400 Series	MF 6110, 6120, 6130, 6140, 6150, 6160, 6170, 6180	MF 6200 Series	MF 6445, 6455, 6460, 6465, 6470		
4307464M91 ⁽⁷⁰⁾	Top Link Assembly	MF 2000/5 Series	MF 3075, 3085, 3095	MF 3100 Series	MF 3600 Series				MF 6150, 6160, 6170, 6180, 6190	MF 6280, 6290	MF 6475, 6480	MF 8110, 8120, 8130, 8140, 8150, 8160	



(64)



(65)



(66)



(67)



(68)



(69)



(70)

LINKAGE

MF 100 (IT) - MF 3400 (IT) Series

Part Number	Description	MF 100 (IT) Series	MF 200 (IT) Series	MF 300 (IT) Series	MF 1000 (IT) Series	MF 3300 (IT) Series	MF 3400 (IT) Series
Automatic Hitch							
391237X1*	Nut		MF 283, 253, 263, 273, 283, 293	MF 353 S, 354 F/S/V, 363 S, 364 F/S/V, 373 S, 374 F/S/V, 383 S, 384 F/S/V, 393 S, 394 F/S			
Ball Ends							
3042426M1*	Lower Link Ball - CAT 2		MF 284S, 294S		MF 1014		



*Part number is used in other MF series models.



Part Number	Description	MF 100 (IT) Series	MF 200 (IT) Series	MF 300 (IT) Series	MF 1000 (IT) Series	MF 3300 (IT) Series	MF 3400 (IT) Series
3042427M1*	Lower Link Ball - CAT 2/3				MF 1000 Series		
3042429M1* ⁽⁷¹⁾	Lower Link Ball - CAT 2		MF 254, 274			MF 3315F, 3315FE, 3315GE, 3315S, 3315V, 3325F, 3325FE, 3325GE, 3325S, 3325V, 3330F, 3330FE, 3330GE, 3330S, 3330V, 3340F, 3340FE, 3340GE, 3340S, 3340V, 3350F, 3350FE, 3350GE, 3350S, 3355F, 3355FE, 3355GE, 3355S	MF 3425 F, 3425 GE, 3425 S, 3425 V, 3435 F, 3435 GE, 3435 S, 3435 V, 3445 F, 3445 GE, 3445 S, 3455 F, 3455 GE, 3455 S
3042430M1* ⁽⁷²⁾	Lower Link Ball - CAT 2/3				MF 1000 Series		
3042432M1*	Top Link Ball - CAT 2 Top Link with Hook End		MF 254, 274				

Chain Stabilisers

1424000M91 ⁽⁷³⁾	Chain Stabiliser Assembly	MF 154, 174, 184, 194	MF 233, 234 S, 253, 254, 254 S, 263T, 264T, 264TS, 273, 274, 274 S/SK				
1424005M92 ⁽⁷⁴⁾	Sleeve	MF 154, 174, 184, 194	MF 233, 234 S, 253, 254, 254 S, 263T, 264T, 264TS, 273, 274, 274 S/SK, 283, 284, 284 S, 293, 294, 294 S				



*Part number is used in other MF series models.

Part Number	Description	MF 100 (IT) Series	MF 200 (IT) Series	MF 300 (IT) Series	MF 1000 (IT) Series	MF 3300 (IT) Series	MF 3400 (IT) Series
1424011M91	Chain		MF 283, 284, 284 S, 293, 294, 294 S				
1825444M94	Chain Stabiliser Assembly	MF 134C, 154 C, 174 C, 194 C	MF 234 C, 244 CF, 254 C/CF, 264T CF, 274C/CF, 294C	MF 356 CF, 364 CF, 366 CF, 367 CF, 394C			
1825444M92 ⁽⁷⁵⁾	Chain	MF 134C, 154 C, 174 C, 194 C	MF 234 C/CF, 244 CF, 254 C/CF, 264T CF, 274C/CF, 294 C	MF 356 CF, 364 CF, 366 CF, 367 CF, 394C			
1825448M1	Shackle	MF 134C, 154, 154 C, 154 S, 174, 174 C, 174 S, 184, 184 S, 194, 194 C	MF 233, 234 C/CF/S, 244 CF, 253, 254, 254 C/CF/S, 263T, 264T, 264T CF, 264T S, 273, 274, 274C/CF/S, SK, 283, 284, 284 S, 293, 294, 294C, 294S	MF 356 CF, 364 CF, 366 CF, 367 CF, 376 C/CF/XCF, 394 C, 396 C/CF/CT			
1825453M93	Sleeve	MF 134C, 154 C, 174 C, 194 C	MF 234 C/CF, 244 CF, 254 C/CF, 264T CF, 274C/CF, 294C	MF 356 CF, 364 CF, 366 CF, 367 CF, 394 C			
Drawbars							
1424441M91 ⁽⁷⁶⁾	Clevis Pin	MF 134 V, 154, 154 F, 154 S, 154 V, 164T F/S/V, 174, 174 F, 174 S, 174 V, 184, 184 F, 184 S, 194, 194 F, 194 S	MF 233, 253, 254, 264T, 273, 274, 274 SK, 283, 284, 284 S, 293, 294, 294S	MF 333, 334 V, 353, 353 LX S, 354 AQ/FQ/SO/VQ, 354 F/S/V, 354 SP-PP-AP-GE, 363, 363 LX/S, 364 AQ/FQ/SO/VQ, 364 F/S/V, 364 SP-PP-AP-GE, 373, 373 LX/S, 374 AQ/FQ/SO/VQ, 374 FH/S/V, 374 SP-PP-AP-GE, 377, 383, 383 LX/S, 384 AQ/FQ/SO/VQ, 384 F/S/V, 384 SP-PP-AP-GE, 387, 393, 393 LX/ TLX S, 394 AQ/FQ/SO, 394 F/H/S, 394 SP-PP-AP-GE, 394T AQ, 397, 397T			
1426034M1	Clevis Pin				MF 1000 Series		
1825449M1	Clevis Pin	MF 134C, 154, 154 C, 154 S, 174, 174 C, 174 S, 184, 184 S, 194, 194 C	MF 233, 234 C/CF/S, 244 CF, 253, 254, 254 C/CF/S, 263T, 264T, 264T CF, 264T S, 273, 274, 274C/CF/S, SK, 283, 284, 284 S, 293, 294, 294C, 294S	MF 356 CF, 364 CF, 366 CF, 367 CF, 376 C/CF/XCF, 394 C, 396 C/CF/CT			
1825506M92	Cross Shaft	MF 134 C, 154, 154 C, 174, 174 C, 184, 194	MF 233, 234 C/CF, 244 CF, 253, 254, 254 C/CF, 263T, 264T, 264T CF, 273, 274, 274C/CF/SK, 283, 284, 284 S, 293, 294, 294C, 294S	MF 333, 353, 353 LX/S, 363, 363 LX/S, 364 CF, 373, 373 LX/S, 377, 383, 383 LX/S, 387, 393, 393 LX/ TLX/S, 397, 397T			
3300157M91 ⁽⁷⁷⁾	Pin	MF 134 V, 154 F, 154 S, 154 V, 164T F/S/V, 174 F, 174 S, 174 V, 184, 184 F, 184 S, 194, 194 F, 194 S	MF 233, 253, 254, 264T, 273, 274, 274 SK, 283, 284, 284 S, 294, 294S	MF 333, 334 V, 353, 353 LX S, 354 AQ/FQ/SO/VQ, 354 F/S/V, 354 SP-PP-AP-GE, 363, 363 LX/S, 364 AQ/FQ/SO/VQ, 364 F/S/V, 364 SP-PP-AP-GE, 373, 373 LX/S, 374 AQ/FQ/SO/VQ, 374 FH/S/V, 374 SP-PP-AP-GE, 377, 383, 383 LX/S, 384 AQ/FQ/SO/VQ, 384 F/S/V, 384 SP-PP-AP-GE, 387, 393, 393 LX/ TLX S, 394 AQ/FQ/SO, 394 F/H/S, 394 SP-PP-AP-GE, 394T AQ, 397, 397T			


*Part number is used in other MF series models.



Part Number	Description	MF 100 (IT) Series	MF 200 (IT) Series	MF 300 (IT) Series	MF 1000 (IT) Series	MF 3300 (IT) Series	MF 3400 (IT) Series
3306432M2* ⁽⁷⁸⁾	Drawbar	MF 154 F, 154 S, 164T, F/S, 174 F, 174 S, 184 F, 184 S, 194 F, 194 S	MF 233, 253, 263T, 264T S, 273, 274 SK, 283, 293, 294S	MF 333, 353, 353 LX S, 354 AQ/FQ/SQ, 354 F/S, 354 SP-PP-AP-GE, 363, 363 LX S, 364 AQ/FQ/SQ, 364 F/S, 364 SP-PP-AP-GE, 373, 373 LX/S, 374 AQ/FQ/SQ, 374 F/H/S, 374 SP-PP-AP-GE, 377, 383, 383 LX/S, 384 AQ/FQ/SQ, 384 F/S, 384 SP-PP-AP-GE, 387, 393, 393 LX TLX/S, 394 AQ/FQ/SQ, 394 F/H/S, 394 SP-PP-AP-GE, , 394T AQ, 397, 397T	MF 1014		
General							
3304172M91*	Pin and Ring Assembly	MF 134C/V, 154, 154 C, 154 F, 154 S, 154 V, 164T, F/S/V, 174, 174 F, 174 S, 174 V, 184, 184 F, 184 S, 194, 194 C, 194 F, 194 S	MF 233, 234 C/S, 253, 254, 254 C/S, 263T, 264T, 264T S, 273, 274, 274 S/SK, 283, 284, 284 S, 293, 294, 294S	MF 333, 334 V, 353 S, 354 S, 363 S, 364 S, 373 S, 374 S, 383 S, 384 S, 393 S, 394 H/S			
3405310M91 ⁽⁷⁹⁾	Hitch Pin - Dia=19mm L=95mm	MF 154 S	MF 254 S, 274 S, 284 S, 294		MF 1114, 1134		
3405311M91	Hitch Pin - Dia=19mm L=152mm	MF 154 S	MF 254 S, 274 S, 284 S, 294		MF 1114, 1134		
3405312M91*	Hitch Pin - Dia=22mm L=152mm	MF 154 S	MF 254 S, 274 S, 284 S, 294		MF 1134		
3405313M91	Hitch Pin - Dia=25mm L=152mm	MF 154 S	MF 274 S, 284 S, 294				
3405314M91	Hitch Pin - Dia=29mm L=152mm	MF 154 S	MF 274 S, 284 S, 294				
3405315M91 ⁽⁸⁰⁾	Hitch Pin - Dia=32mm L=152mm	MF 154 S	MF 274 S, 284 S, 294				
3405316M91	Hitch Pin - Dia=16mm L=152mm	MF 154 S	MF 274 S, 284 S, 294				
Levelling Box							
1426385M91	Handle - Levelling Box	MF 154, 174, 184, 194	MF 233, 234 S, 253, 254, 254 S, 264T, 264T S, 273, 274, 274 S/SK, 283, 284, 284 S, 293, 294, 294S	MF 334 V, 354 V, 364 V, 374 V			
1426004M2 ⁽⁸¹⁾	Handle - Levelling Box				MF 1114, 1134		

*Part number is used in other MF series models.

Part Number	Description	MF 100 (IT) Series	MF 200 (IT) Series	MF 300 (IT) Series	MF 1000 (IT) Series	MF 3300 (IT) Series	MF 3400 (IT) Series
1825439M1 ⁽⁸²⁾	Handle - Levelling Box	MF 134C, 154 C, 154 F, 154 S, 164T F/S, 174 C, 174 F, 174 S, 184 F, 184 S, 194 C, 194 F, 194 S	MF 234 C/CF, 244 CF, 254 C/CF, 264T CF, 274C/CF, 294C	MF 333, 334 V, 353, 353 LX S, 354 AO/FO/SO/VO, 354 F/S/V, 354 SP-PP-AP-GE, 356 CF, 363, 363 LX/S, 364 AO/FO/SO/VO, 364 F/S/V, 364 SP-PP-AP-GE, 364 CF, 366 CF, 367 CF, 373, 373 S, 374 AO/FO/SO/VO, 374 F/H/S/V, 374 SP-PP-AP-GE, 376 C/CF/XCF, 383, 383 LX/S, 384 AO/FO/SO/VO, 384 F/S/V, 384 SP-PP-AP-GE, 393, 393 LX/TLX/S, 394 AO/FO/SO, 394 FH/S, 394 SP-PP-AP-GE, 394C, 394T AQ, 396C/CF/CT			
1825441M1 ⁽⁸³⁾	Gear - Levelling Box	MF 134C, 154 C, 154 F, 154 S, 164T F/S, 174 C, 174 F, 174 S, 184 F, 184 S, 194 C, 194 F, 194 S	MF 234 C/CF, 244 CF, 254 C/CF, 264T CF, 274C/CF, 294C	MF 333, 334 V, 353, 353 LX/S, 354 AO/FO/SO/VO, 354 F/S/V, 354 SP-PP-AP-GE, 356 CF, 363, 363 LX/S, 364 AO/FO/SO/VO, 364 F/S/V, 364 SP-PP-AP-GE, 364 CF, 366 CF, 367 CF, 373, 373 S, 374 AO/FO/SO/VO, 374 F/H/S/V, 374 SP-PP-AP-GE, 376 C/CF/XCF, 383, 383 LX/S, 384 AO/FO/SO/VO, 384 F/S/V, 384 SP-PP-AP-GE, 393, 393 LX/TLX/S, 394 AO/FO/SO, 394 FH/S, 394 SP-PP-AP-GE, 394C, 394T AQ, 396C/CF/CT			
1825442M1	Gear - Levelling Box	MF 134C, 154 C, 154 S, 174 C, 174 S, 184 S, 194 C	MF 234 C/CF, 244 CF, 254 C/CF, 264T CF, 274C/CF, 294C	MF 356 CF, 364 CF, 366 CF, 367 CF, 376 C/CF/XCF, 394C, 396C/CF/CT			
3301732M91 ⁽⁸⁴⁾	Pin Assembly	MF 134C/V, 154, 154 C, 154 F, 154 S, 154 V, 164T F/S/V, 174, 174 C, 174 F, 174 S, 174 V, 184, 184 F, 184 S, 194, 194 C, 194 F, 194 S	MF 233, 234 C/CF/S, 244 CF, 253, 254, 254 C/CF/S, 263T, 264T, 264T CF, 264T S, 273, 274, 274C/CF/S/SK, 283, 284, 284 S, 293, 294, 294C, 294S	MF 333, 334 V, 353, 353 LX S, 354 AO/FO/SO/VO, 354 F/S/V, 354 SP-PP-AP-GE, 356 CF, 363, 363 LX/S, 364 AO/FO/SO/VO, 364 F/S/V, 364 SP-PP-AP-GE, 364 CF, 366 CF, 367 CF, 373, 373 S, 374 AO/FO/SO/VO, 374 F/H/S/V, 374 SP-PP-AP-GE, 376 C/CF/XCF, 377, 383, 383 LX/S, 384 AO/FO/SO/VO, 384 F/S/V, 384 SP-PP-AP-GE, 387, 393, 393 LX/TLX/S, 394 AO/FO/SO, 394 FH/S, 394 SP-PP-AP-GE, 394C, 394T AQ, 396C/CF/CT, 397, 397T			




(78)



(79)



(80)



(81)



(82)



(83)




(84)

*Part number is used in other MF series models.



Part Number	Description	MF 100 (IT) Series	MF 200 (IT) Series	MF 300 (IT) Series	MF 1000 (IT) Series	MF 3300 (IT) Series	MF 3400 (IT) Series
3304357M91	Levelling Box Assembly	MF 134C, 154 C, 174 C, 194 C	MF 234 C/CF, 244 CF, 254 C/CF, 264T CF, 274C/CF, 294C	MF 356 CF, 364 CF, 366 CF, 367 CF, 376 C/CF/XCF, 394C, 396C/CF/CT			
3538208M91	Levelling Box Assembly			MF 377, 387, 397, 397T			
3670220M91	Levelling Box Assembly	MF 154, 174, 184, 194	MF 233, 234 S, 253, 254, 254 S, 263T, 264T, 264T S, 273, 274, 274 S/SK, 283, 284, 284 S, 293, 294, 294S	MF 333, 353, 353 LX/S, 363, 363 S/LX, 373 S, 383, 383 LX/S, 393, 393 LX/TLX/S			
Lift Rod							
3300764M2 ⁽⁸⁵⁾	Plate	MF 134V, 154, 154 F, 154 S, 154 V, 164T F/S/V, 174, 174 F, 174 S, 174 V, 184 F, 184 S, 194 C, 194 F, 194 S	MF 233, 234 C/CF/S, 244 CF, 253, 254, 254 C/CF/S, 263T, 264T, 264T CF, 264T S, 273, 274, 274C/CF/S/SK, 283, 284, 284 S, 293, 294, 294C, 294S	MF 333, 334 V, 353 LX/S, 354 AQ/FO/SQ/VQ, 354 V, 354 SP-PP-AP-GE, 356 CF, 363 LX/S, 364 AQ/FO/SQ/VQ, 364 SV, 364 SP-PP-AP-GE, 364 CF, 366 CF, 367 CF, 373 LX/S, 374 AQ/FO/SQ/VQ, 374 SV, 374 SP-PP-AP-GE, 376 C/CF/XCF, 383, 383 LX/S, 384 AQ/FO/SQ/VQ, 384 SV, 384 SP-PP-AP-GE, 393, 393 LX/TLX/S, 394 AQ/FO/SQ, 394 H/S, 394 SP-PP-AP-GE, 394C, 394T AQ, 396C/CF/CT			
3301676M92	Tube				MF 1000 Series		



*Part number is used in other MF series models.

Part Number	Description	MF 100 (IT) Series	MF 200 (IT) Series	MF 300 (IT) Series	MF 1000 (IT) Series	MF 3300 (IT) Series	MF 3400 (IT) Series
3301681M91	Fork				MF 1000 Series		
3301687M91	End			MF 333, 334V, 353 S, 354 VQ, 354 F/SV, 363 S, 364 VQ, 364 F/S, 373 S, 374 VQ, 374 F/H/SV, 384 VQ, 384 F/S, 394 F/H/S	MF 1000 Series		
3301711M2	Pin				MF 1000 Series		
3301721M92	Lift Rod Assembly				MF 1000 Series		
3302118M92	Lift Rod Assembly	MF 134C, 154 C, 174 C, 194 C	MF 234 C/CF, 244 CF, 254 C/CF, 264T CF, 274C/CF, 294C	MF 356 CF, 364 CF, 366 CF, 367 CF, 376 C/CF/XCF, 394C, 396C/ CF/ CT			
3302770M1	Plate				MF 1000 Series		
3307028M1 ⁽⁸⁶⁾	Clevis Pin	MF 154 F, 154 S, 164T F/S, 174 F, 174 S, 184 F, 184 S, 194 F, 194 S		MF 333, 353, 353 LX/ S, 354 AQ/ FQ, 354 F/S, 354 SP-PP-AP-GE, 363, 363 LX/ S, 364 AQ/FQ, 364 F/S, 364 SP-PP-AP-GE, 373, 373 LX/ S, 374 AQ/FQ, 374 F/H/S, 374 SP-PP-AP-GE, 377, 383, 383 LX/ S, 384 AQ, 384 F/S, 384 SP-PP-AP-GE, 393, 393 LX/ TLX/ S, 394 AQ/FQ, 394 F/H/S, 394 SP-PP-AP-GE, 394T AQ			
3667798M91	Pin Assembly	MF 134V, 154, 154 F, 154 S, 154 V, 164T F/SV, 174, 174 F, 174 S, 174 V, 184 F, 184 S, 194 C, 194 F, 194 S	MF 233, 234 C/CF/ S, 244 CF, 253, 254, 254 C/CF/ S, 263T, 264T, 264T CF, 264T S, 273, 274, 274C/CF/ S/ SK, 283, 284, 284 S, 293, 294, 294C, 294S	MF 333, 334 V, 353 LX/ S, 354 AQ/ FQ/SQ/VQ, 354 V, 354 SP-PP-AP-GE, 356 CF, 363 LX/ S, 364 AQ/FQ/SQ/ VQ, 364 SV, 364 SP-PP-AP-GE, 364 CF, 366 CF, 367 CF, 373 LX/ S, 374 AQ/FQ/SQ/VQ, 374 SV, 374 SP-PP-AP-GE, 376 C/CF/XCF, 383, 383 LX/ S, 384 AQ/FQ/SQ/VQ, 384 SV, 384 SP-PP-AP-GE, 393, 393 LX/ TLX/ S, 394 AQ/FQ/SQ, 394 H/S, 394 SP-PP-AP-GE, 394C, 394T AQ, 396C/CF/CT			
1825402M92* ⁽⁸⁷⁾	Rod	MF 154 F, 154 S, 164T F/S, 174 F, 174 S, 184 F, 184 S, 194 F, 194 S	MF 254 C/ CF, 264T CF, 274 C/ CF, 294C	MF 354 AQ/FQ/SQ, 354 F/S, 354 SP-PP-AP-GE, 356 CF, 364 AQ/FQ/ SQ, 364 F/S, 364 SP-PP-AP-GE, 364 CF, 366 CF, 367 CF, 374 AQ/FQ/SQ, 374 F/H/S, 374 SP-PP-AP-GE, 376 C/ CF/XCF, 384 AQ/FQ/SQ, 384 F/S, 384 SP-PP-AP-GE, 394 AQ/FQ/SQ, 394 F/H/S, 394 SP-PP-AP-GE, 394C, 394T AQ, 396C/ CF/ CT			
1423696M2 ⁽⁸⁸⁾	Cross Shaft	MF 154, 154 F, 154 S, 164T F/S, 174, 174 F, 174 S, 184, 184 F, 184 S, 194, 194 F, 194 S	MF 233, 234 S, 253, 254, 254 S, 263T, 264T, 264T S, 273, 274, 274 S/ SK, 283, 284, 284 S, 293, 294, 294S	MF 333, 353, 353 S, 363, 363 S, 373, 373 S, 377, 383, 383 S, 387, 393, 393 S, 397, 397T			

*Part number is used in other MF series models.



Part Number	Description	MF 100 (IT) Series	MF 200 (IT) Series	MF 300 (IT) Series	MF 1000 (IT) Series	MF 3300 (IT) Series	MF 3400 (IT) Series
1426025M92 ⁽⁸⁹⁾	Ball End (LH) - CAT 2				MF 1114, 1134		
1426033M2	Pin				MF 1000 Series		
1825417M92 ⁽⁹⁰⁾	Pin Assembly - CAT 2	MF 134C/V, 154, 154 C, 154 F, 154 S, 154 V, 164T F/S/V, 174, 174 C, 174 F, 174 S, 174 V, 184, 184 F, 184 S, 194, 194 C, 194 F, 194 S	MF 233, 234 C/CF/S, 244 CF, 253, 254, 254 C/CF/S, 263T, 264T, 264T CF, 264T S, 273, 274, 274C/CF/S/SK, 283, 284, 284 S, 293, 294, 294C, 294S	MF 333, 334 V, 353, 353 LX/S, 354 AQ/FO/SQ/VQ, 354 F/S/V, 354 SP-FP-AP-GE, 356 CF, 363, 363 LX/S, 364 AQ/FO/SQ/VQ, 364 F/S/V, 364 S, 364 AP-AP-GE, 364 CF, 366 CF, 367 SP-FP-AP-GE, 374 AQ/FO/SQ/VQ, 374 F/H/S/V, 374 SP-FP-AP-GE, 376 C/CF/XCF, 377, 383, 383 LX/S, 384 AQ/FO/SQ/VQ, 384 F/S/V, 384 S, 394 AQ/FO/SQ, 394 F/H/S, 394 SP-FP-AP-GE, 394C, 394T AQ, 396C/CF/CT, 397, 397T			
1825419M1 ⁽⁹¹⁾	Pin - CAT 2	MF 134 C, 154 C, 174 C	MF 234 C/CF, 244 CF, 254 C/CF, 264T CF, 274C/CF				
3301692M1	Cam		MF 274 SK, 284 S, 294 S		MF 1014		
3306954M1 ⁽⁹²⁾	Ball End - CAT 1	MF 134 V, 154 F, 154 S, 154 V, 164T S/V, 174 F, 174 S, 174 V, 184 F, 184 S, 194 F, 194 S	MF 233, 253, 254, 264T, 274	MF 333, 353, 353 LX/S, 354 S, 354 SP-FP-AP-GE, 363 LX, 364 S, 364 SP-FP-AP-GE, 374 S, 374 SP-FP-AP-GE, 384 S, 384 SP-FP-AP-GE, 394 S, 394 SP-FP-AP-GE			



*Part number is used in other MF series models.

Part Number	Description	MF 100 (IT) Series	MF 200 (IT) Series	MF 300 (IT) Series	MF 1000 (IT) Series	MF 3300 (IT) Series	MF 3400 (IT) Series
3306955M1 	Ball End - CAT 2	MF 134 V, 154 F, 154 S, 154 V, 164T S/V, 174 F, 174 S, 174 V, 184 F, 184 S, 194 F, 194 S	MF 233, 253, 254, 264T, 274	MF 333, 353, 353 LX/S, 354 AQ/FQ/SQ, 354 F/S, 354 SP-FP-AP-GE, 363 LX, 364 AQ/FQ/SQ, 364 F/S, 364 SP-FP-AP-GE, 374 AQ/FQ/SQ, 374 F/H/S, 374 SP-FP-AP-GE, 384 AQ/FQ/SQ, 384 F/S, 384 SP-FP-AP-GE, 394 AQ/FQ/SQ, 394 F/H/S, 394 SP-FP-AP-GE, 394T AQ	MF 1000 Series	MF 3300 Series	MF 3400 (IT) Series
3532132M91	Lower Link Assembly - CAT 2		MF 283, 284, 284 S, 293, 294	MF 383, 383 LX/S, 387, 393, 393 S/TLX, 397, 397T			
3533293M91 	Lower Link Assembly - CAT 1/2	MF 154, 174, 184, 194	MF 234 S, 254, 254 S, 263T, 264T, 264T S, 273, 274, 274 S/SK	MF 333, 353, 353 LX/S, 363, 363 LX/S, 373, 373 LX/S, 377, 383, 383 LX, 393, 393 LX/TLX			
3537833M1	Pin - CAT 2			MF 356 CF, 364 CF, 366 CF, 367 CF			
3538878M1	Pin			MF 383, 383 LX/S, 387, 393, 393 LX/TLX S, 397, 397T			
3667800M1	Clevis Pin - CAT 2	MF 134 C, 154, 154 C, 154 F, 154 S, 174, 174 C, 174 F, 174 S, 184, 184 F, 184 S, 194, 194 C, 194 F	MF 233, 234 C/CF/S, 244 CF, 253, 254, 254 C/CF/S, 263T, 264T, 264T CF, 264T S, 273, 274, 274 C/CF/S/SK, 283, 284, 284 S, 293, 294, 294C, 294S	MF 333, 353, 353 LX/S, 354 AQ/FQ, 354 F, 354 SP-FP-AP-GE, 356 CF, 363, 363 LX/S, 364 AQ/FQ, 364 F, 364 SP-FP-AP-GE, 364 CF, 366 CF, 367 CF, 373, 373 S, 374 AQ/FQ, 374 F/H, 374 SP-FP-AP-GE, 376 C/CF/XCF, 383, 383 LX/S, 384 AQ, 384 F, 384 SP-FP-AP-GE, 393, 393 LX/TLX/S, 394 AQ/FQ, 394 F/H, 394 SP-FP-AP-GE, 394C, 394T AQ, 396C/CF/CT	MF 1000 Series		
3670719M91	Clip	MF 134 C, 154, 154 C, 154 F, 154 S, 174, 174 C, 174 F, 174 S, 184, 184 F, 184 S, 194, 194 C, 194 F	MF 233, 234 C/CF/S, 244 CF, 253, 254, 254 C/CF/S, 263T, 264T, 264T CF, 264T S, 273, 274, 274 C/CF/S/SK, 283, 284, 284 S, 293, 294, 294C, 294S	MF 333, 353, 353 LX/S, 354 AQ/FQ, 354 F, 354 SP-FP-AP-GE, 356 CF, 363, 363 LX/S, 364 AQ/FQ, 364 F, 364 SP-FP-AP-GE, 364 CF, 366 CF, 367 CF, 373, 373 S, 374 AQ/FQ, 374 F/H, 374 SP-FP-AP-GE, 376 C/CF/XCF, 383, 383 LX/S, 384 AQ, 384 F, 384 SP-FP-AP-GE, 393, 393 LX/TLX/S, 394 AQ/FQ, 394 F/H, 394 SP-FP-AP-GE, 394C, 394T AQ, 396C/CF/CT	MF 1000 Series		
0.010.4965.0/2	Pin Hitch					MF 3315F, 3315FE, 3315GE, 3315S, 3315V, 3325F, 3325FE, 3325GE, 3325S, 3325V, 3330F, 3330FE, 3330GE, 3330S, 3330V, 3340F, 3340FE, 3340GE, 3340S, 3340V, 3350F, 3350FE, 3350GE, 3350S, 3355F, 3355FE, 3355GE, 3355S	
0.011.0261.3	Toggle					MF 3300 Series	MF 3400 Series
Rigid Stabilisers							
3304616M91	Rigid Stabiliser Assembly				MF 1000 Series		

*Part number is used in other MF series models.



Part Number	Description	MF 100 (IT) Series	MF 200 (IT) Series	MF 300 (IT) Series	MF 1000 (IT) Series	MF 3300 (IT) Series	MF 3400 (IT) Series
3532084M93 ⁹⁵	Rigid Stabiliser Assembly			MF 353, 383, 383 LX/S, 387, 393, 393 LX/ TLX/S, 397, 397T			
3533205M92	Rigid Stabiliser Assembly			MF 333, 353 S/LX, 363, 363 S/LX, 373, 373 LX/S, 377			
Top Links							
1423669M92	Top Link Assembly - CAT 2	MF 154, 174	MF 233, 234 S, 253, 254, 254 S, 263T, 264T, 264T S, 273, 274, 274 S/SK, 283, 284, 284 S, 293, 294	MF 333, 353, 353 LX/S, 363, 363 LX, 373, 377, 383, 383 LX/S, 387, 393, 393 LX/ TLX/S, 397, 397T			
1423691M92	Tube		MF 233, 253, 263, 273, 283, 284, 284 S, 293, 294, 294 S	MF 353, 353 LX/S, 363, 363 LX/S, 373, 373 S, 377, 383, 383 LX/S, 387, 393, 393 LX/ TLX/S, 397, 397T			
1426039M92	Top Link End - Rear - CAT 2			MF 396 CT	MF 1000 Series		
1426041M92	Top Link End - Front - CAT 2			MF 396 CT	MF 1000 Series		
1426044M93	Tube			MF 396 CT	MF 1000 Series		
1426045M93	Top Link Assembly - CAT 2			MF 396 CT	MF 1000 Series		
1825297M1 ⁹⁶	Pin - CAT 2	MF 134CA, 154, 154 F, 154 S, 154 V, 164T F/S/V, 174, 174 C, 174 F, 174 S, 174 V, 184, 184 F, 184 S, 194, 194 C, 194 F, 194 S	MF 233, 234 C/CF/S, 244 CF, 253, 254, 254 C/CF/ S, 263T, 264T, 264T CF, 264T S, 273, 274, 274C/ CF/ S/ SK, 283, 284, 284 S, 293, 294, 294C, 294S	MF 333, 334 V, 353, 353 LX/S, 354 AO/FO/SO/VO, 354 F/S/V, 354 SP-FP-AP-GE, 356 CF, 363, 363 LX S, 364 AO/FO/SO/VO, 364 F/S/V, 364 SP-FP-AP-GE, 364 CF, 366 CF, 367 CF, 373, 373 LX/S, 374 AO/FO/SO/VO, 374 FH/SM, 374 SP-FP-AP-GE, 376 C/CF/XCF, 377, 383, 383 LX/S, 384 AO/FO/SO/VO, 384 F/S/V, 384 SP-FP-AP-GE, 387, 393, 393 LX/ TLX S, 394 AO/FO/SO, 394 F/H/S, 394 SP-FP-AP-GE, 394C, 394T AQ, 396C/ CF/ CT, 397, 397T			

*Part number is used in other MF series models.

Part Number	Description	MF 100 (IT) Series	MF 200 (IT) Series	MF 300 (IT) Series	MF 1000 (IT) Series	MF 3300 (IT) Series	MF 3400 (IT) Series
1825391M91 ⁹⁷	Top Link End - CAT 2	MF 134C, 154 C, 154 F, 154 S, 164T F/S, 174, 174 C, 174 F, 174 S, 184, 184 F, 184 S, 194, 194 C, 194 F, 194 S	MF 233, 234 C/CF/S, 244 CF, 253, 254, 254 C/CF/S, 263T, 264T, 264T CF/S, 273, 274, 274C/CF/S/SK, 283, 284, 284S, 293, 294, 294C, 294S	MF 333, 353, 353 LX/S, 354 AQ/FQ/SQ, 354 F/S, 354 SP-PP-AP-GE, 356 CF, 363, 363 LX/S, 364 AQ/FQ/SQ, 364 F/S, 364 SP-PP-AP-GE, 364 CF, 366 CF, 367 CF, 373, 373 S, 374 AQ/FQ/SQ, 374 F/H/S, 374 SP-PP-AP-GE, 376 C/CF/XCF, 377, 383, 383 LX/S, 384 AQ/FQ/SQ, 384 F/S, 384 SP-PP-AP-GE, 387, 393, 393 LX/TLX/S, 394 AQ/FQ/SQ, 394 F/H/S, 394 SP-PP-AP-GE, 394C, 394T AQ, 396C/CF, 397, 397T	MF 1000 Series		
1825397M92	Tube	MF 134C, 154 C, 154 F, 154 S, 164T F/S, 174 C, 174 F, 174 S, 184 F, 184 S, 194 C, 194 F, 194 S	MF 234 C/CF, 244 CF, 254 C/CF, 264T CF, 274C/CF, 294C	MF 354 AQ/FQ/SQ, 354 F/S, 354 SP-PP-AP-GE, 356 CF, 364 AQ/FQ/SQ, 364 F/S, 364 SP-PP-AP-GE, 364 CF, 366 CF, 367 CF, 374 AQ/FQ/SQ, 374 F/H/S, 374 SP-PP-AP-GE, 376 C/CF/XCF, 384 AQ/FQ/SQ, 384 F/S, 384 SP-PP-AP-GE, 394 AQ/FQ/SQ, 394 F/H/S, 394 SP-PP-AP-GE, 394C, 394T AQ, 396C/CF/CT			
3300660M1	Pin - CAT 2			MF 396 CT	MF 1000 Series		
3301956M91	Top Link End - CAT 1	MF 134C/V, 154 C, 154 F, 154 S, 154 V, 164T SV, 174 C, 174 F, 174 S, 174 V, 184 F, 184 S, 194 F, 194 S	MF 233, 234 C/CF, 244 CF, 253, 254, 254 C/CF, 264T, 264T CF, 274	MF 333, 334 V, 353, 353 S, 354 V, 364 V, 364 CF, 374 V			
3533800M91	Top Link Assembly - CAT 1/2	MF 134 V, 154 V, 164T V, 174 V		MF 334 V, 354 VQ, 354 V, 354 SP-PP-AP-GE, 364 VQ, 364 V, 364 SP-PP-AP-GE, 374 VQ, 374 V, 374 SP-PP-AP-GE, 384 VQ, 384 V, 384 SP-PP-AP-GE, 394 SP-PP-AP-GE			
3533899M91	Top Link Assembly - CAT 1	MF 154S, 164T S, 174S, 184S	MF 234C/CF, 244CF, 254C/CF, 264T CF	MF 354F/S, 356 CF, 364 CF, 364 F/S, 366 CF, 374F/H/S, 384F/S, 394F/H/S			
3600470M1* ⁹⁹	Adjuster Nut			MF 396 CT	MF 1000 Series		



95




96



97



98



99



*Part number is used in other MF series models.

10+**LINKAGE****MF 100 (IT) - MF 3400 (IT) Series**

Part Number	Description	MF 100 (IT) Series	MF 200 (IT) Series	MF 300 (IT) Series	MF 1000 (IT) Series	MF 3300 (IT) Series	MF 3400 (IT) Series
F222920050030 ⁽⁸⁾	Top Link End - CAT 2	MF 134 V, 154, 154 C, 154 F, 154 S, 154 V, 164 T, F/S/M, 174, 174 C, 174 F, 174 S, 174 V, 184, 184 F, 184 S, 194, 194 C, 194 F, 194 S	MF 233, 234 S, 253, 254, 254 C/CF/ S, 263, 263T, 264T, 264T CF, 264T S, 273, 274, 274C/CF/S, SK, 283, 284, 284 S, 293, 294, 294C	MF 333, 353, 353 LV S, 354 AQ/FQ/ SQ, 354 F/S, 354 SP-PP-AP-GE, 356 CF, 363, 363 LV S, 364 AQ/FQ/SQ, 364 F/S, 364 SP-PP-AP-GE, 364 CF, 366 CF, 367 CF, 373, 373 S, 374 AQ/ FQ/SQ, 374 F/H/S, 374 SP-PP-AP- GE, 376 C/CF/XCF, 377, 383, 383 LX/S, 384 AQ/FQ/SQ, 384 F/S, 384 SP-PP-AP-GE, 387, 393, 393 LX/TLX/ S, 394 AQ/FQ/SQ, 394 F/H/S, 394 SP-PP-AP-GE, 394C, 394T AQ, 396C/ CF/CT, 397, 397T		MF 3315F, 3315FE, 3315GE, 3315S, 3315V, 3325F, 3325FE, 3325GE, 3325S, 3325V, 3330F, 3330FE, 3330GE, 3330S, 3330V, 3340F, 3340FE, 3340GE, 3340S, 3340V, 3350F, 3350FE, 3350GE, 3350S, 3355F, 3355FE, 3355GE, 3355S	MF 3425 F, 3425 GE, 3425 S, 3425 V, 3435 F, 3435 GE, 3435 S, 3435 V, 3445 F, 3445 GE, 3445 S, 3455 F, 3455 GE, 3455 S
0.760.3515.3	Toggle (LH)					MF 3315F, 3315FE, 3315GE, 3315S, 3315V, 3325F, 3325FE, 3325GE, 3325S, 3325V, 3330F, 3330FE, 3330GE, 3330S, 3330V, 3340F, 3340FE, 3340GE, 3340S, 3340V, 3350F, 3350FE, 3350GE, 3350S, 3355F, 3355FE, 3355GE, 3355S	MF 3425 F, 3425 GE, 3425 S, 3425 V, 3435 F, 3435 GE, 3435 S, 3435 V, 3445 F, 3445 GE, 3445 S, 3455 F, 3455 GE, 3455 S
0.96001.17.0	Toggle					MF 3315F, 3315FE, 3315GE, 3315S, 3315V, 3325F, 3325FE, 3325GE, 3325S, 3325V, 3330F, 3330FE, 3330GE, 3330S, 3330V, 3340F, 3340FE, 3340GE, 3340S, 3340V, 3350F, 3350FE, 3350GE, 3350S, 3355F, 3355FE, 3355GE, 3355S	MF 3425 F, 3425 GE, 3425 S, 3425 V, 3435 F, 3435 GE, 3435 S, 3435 V, 3445 F, 3445 GE, 3445 S, 3455 F, 3455 GE, 3455 S
0.96044.14.3/1	Toggle					MF 3315F, 3315FE, 3315GE, 3315S, 3315V, 3325F, 3325FE, 3325GE, 3325S, 3325V, 3330F, 3330FE, 3330GE, 3330S, 3330V, 3340F, 3340FE, 3340GE, 3340S, 3340V, 3350F, 3350FE, 3350GE, 3350S, 3355F, 3355FE, 3355GE, 3355S	MF 3425 F, 3425 GE, 3425 S, 3425 V, 3435 F, 3435 GE, 3435 S, 3435 V, 3445 F, 3445 GE, 3445 S, 3455 F, 3455 GE, 3455 S

*Part number is used in other MF series models.

10⁺ | REAR AXLE





Part Number	Description	TE 20, FE 35, MF 35, MF 35X, MF 65	MF 100 (UK) Series	MF 100 (FR) Series	MF 200 (UK & FR) Series	MF 200 (TR) Series	MF 300 Series	MF 500 Series	MF 600 Series
Axle Shaft									
104628	Oil Seal	TE 20							
180596M1	Collar - Rear Axle Shaft	FE 35, MF 35, 35X	MF 135, 148	MF 133, 135	MF 230, 235, 240, 245, 250	MF 230, 240, 240S	MF 340	MF 550	
890543M1	Collar - Rear Axle Shaft	TE 20							
Bearings									
191250M1*	Bearing - Pinion Support - Rear	FE 35, MF 35, MF 35X, MF 65	MF 100 (UK) Series	MF 133, 135, 133V, 135 MKIII/ 135V, 135/148 MKIII/ 135/ 145 V/S, 145, 145 MKIII/ 145 V, 152, 152 MKIII/ 152 F/S/V, 155, 158, 158 MKIII/ 158 F/S/V, 165/ 168/ 185/ 188, 165 MKIII/ 178, 168 MKIII/ 168 F/S	MF 230, 235, 240, 245, 250, 255, 260, 265, 275, 285, 290	MF 200 (TR) Series	MF 300 Series	MF 550, 560, 565, 575, 590	MF 675, 690
1850088M91	Bearing Assembly - Hub	FE 35, MF 35, MF 35X	MF 135, 148	MF 133, 135	MF 230, 235, 240, 245, 250	MF 230, 240, 240S	MF 340	MF 550	
1850090M92*	Bearing - Pinion Support - Front and Centre	FE 35, MF 35, MF 35X, MF 65	MF 135, 165, 168, 175, 175S, 178, 185, 188	MF 133, 135, 133V, 135 MKIII/ 135V, 135/148 MKIII/ 135/ 145 V/S, 145 MKIII/ 145 V, 152, 152 MKIII/ 152 F/S/V, 155, 158, 158 MKIII/ 158 F/S/V, 165/ 168/ 185/ 188, 165 MKIII/ 178, 168 MKIII/ 168 F/S	MF 230, 235, 240, 245, 250, 255, 260, 265, 275, 285, 290	MF 200 (TR) Series	MF 300 Series	MF 560, 565, 575, 590	MF 675, 690
1850090M91*	Bearing - Diff Carrier (RH)	MF 35, MF 35X, MF 65	MF 100 (UK) Series	MF 133, 135, 133V, 135 MKIII/ 135V, 135/148 MKIII/ 135/ 145 V/S, 145, 145 MKIII/ 145 V, 152, 152 MKIII/ 152 F/S/V, 155, 158, 158 MKIII/ 158 F/S/V, 165/ 168/ 185/ 188, 165 MKIII/ 178, 168 MKIII/ 168 F/S	MF 200 Series	MF 200 (TR) Series	MF 300 Series	MF 500 Series	MF 600 Series

*Part number is used in other MF series models. ○ image of part shown on page 349.

Part Number	Description	TE 20, FE 35, MF 35, MF 35X, MF 65	MF 100 (UK) Series	MF 100 (FR) Series	MF 200 (UK & FR) Series	MF 200 (TR) Series	MF 300 Series	MF 500 Series	MF 600 Series
1851392M91* ⑤	Bearing - Final Drive - Outer	TE 20, MF 65	MF 135, 165, 168, 175, 176S, 178, 185, 188	MF 133/135 MKIII/135 V, 135/148 MKIII/135 V, 135/145 V/S, 145, 145 MKIII/145 V, 152, 152 MKIII/152 F/S/V, 155, 158, 158 MKIII/158 F/S/V, 165/168/185/188, 165 MKIII/178, 168 MKIII/168 F/S	MF 240, 255, 260, 265, 275, 290 Normal Duty Final Drive	MF 265S, 275, 285S, 290	MF 350, 352, 355, 360, 362, 365, 375, 375E, 390, 390E, 390T Normal Duty Final Drive	MF 560, 565, 575, 590 Normal Duty Final Drive	MF 675, 690 Normal Duty Final Drive
1851533M91* ⑥	Bearing - Diff Carrier (LH)	TE 20, FE 35, MF 35, MF 35X, MF 65	MF 100 (UK) Series	MF 133, 135, 133/135 MKIII/135 V, 135/148 MKIII/135 V, 135/145 V/S, 145, 145 MKIII/145 V, 152, 152 MKIII/152 F/S/V, 155, 158, 158 MKIII/158 F/S/V, 165/168/185/188, 165 MKIII/178, 168 MKIII/168 F/S	MF 200 Series	MF 200 (TR) Series	MF 340	MF 500 Series	MF 600 Series
1860503M93*	Bearing - Diff Carrier (LH)		MF 165, 168, 175, 176S, 178, 185, 188	MF 133/135 MKIII/135 V, 135/148 MKIII/135 V, 135/145 V/S, 145, 145 MKIII/145 V, 152 MKIII/152 F/S/V, 158 MKIII/158 F/S/V, 165/168/185/188, 165 MKIII/178, 168 MKIII/168 F/S	MF 240, 250, 255, 260, 265, 275, 285, 290, 298		MF 300 Series Heavy Duty Final Drive	MF 560, 565, 575, 590, 592, 595, 595MKII Heavy Duty Final Drive	MF 600 Series
1881931M91*	Bearing - Final Drive - Inner		MF 165, 168, 175, 176S, 178, 185, 188	MF 135/148 MKIII/135/145 V/S, 145, 145 MKIII/145 V, 152, 152 MKIII/152 F/S/V, 155, 158, 158 MKIII/158 F/S/V, 165/168/185/188, 165 MKIII/178, 168 MKIII/168 F/S	MF 240, 250, 255, 260, 265, 275, 285, 290, 298	MF 265S, 275, 285S, 290	MF 350, 352, 355, 360, 362, 365, 375, 375E, 390, 390E, 390T	MF 560, 565, 575, 590, 592, 595, 595MKII	MF 600 Series
Centre Housing									
180901M91* ⑦	Pin Assembly	FE 35, MF 35, MF 35X, MF 65	MF 100 (UK) Series	MF 133/135 MKIII/135 V, 135/148 MKIII/135/145 V/S, 145, 145 MKIII/145 V, 152, 152 MKIII/152 F/S/V, 155, 158, 158 MKIII/158 F/S/V, 165/168/185/188, 165 MKIII/178, 168 MKIII/168 F/S	MF 230, 235, 240, 245, 250, 255, 265, 275, 285, 290, 298	MF 200 (TR) Series	MF 342, 352, 365, 375, 375E, 390, 390E, 390T, 398, 399	MF 500 Series	MF 600 Series
181217M6	Gasket - PTO Shift Lever Cover	TE 20, FE 35, MF 35, MF 35X, MF 65	MF 100 (UK) Series	MF 133/135 MKIII/135 V, 135/148 MKIII/135/145 V/S, 145, 145 MKIII/145 V, 152, 152 MKIII/152 F/S/V, 155, 158, 158 MKIII/158 F/S/V, 165/168/185/188, 165 MKIII/178, 168 MKIII/168 F/S	MF 200 Series			MF 500 Series	MF 600 Series

*Part number is used in other MF series models. ○ image of part shown on page 349.



Part Number	Description	TE 20, FE 35, MF 35, MF 35X, MF 65	MF 100 (UK) Series	MF 100 (FR) Series	MF 200 (UK & FR) Series	MF 200 (TR) Series	MF 300 Series	MF 500 Series	MF 600 Series
1665962M91	Dipstick		MF 135, 148, 165, 185, 188	MF 133/135 MKIII/135 V, 135/148 MKIII/135/145 V/S, 145 MKIII/145 V, 152, 152 MKIII/152 F/S/V, 155, 158, 158 MKIII/158 F/S/V, 165/168/185/188, 168 MKIII/168 F/S	MF 200 Series		MF 350, 355, 360, 362, 365, 375, 375E, 390, 390E, 390T, 398	MF 550, 560, 565, 575, 590	MF 600 Series
1672622M94*	PTO Shift Lever Assembly	TE 20, FE 35, MF 35, MF 35X, MF 65	MF 135, 148, 165, 168, 185, 188	MF 133/135 MKIII/135 V, 135/148 MKIII/135/145 V/S, 145 MKIII/145 V, 152, 152 MKIII/152 F/S/V, 155, 158, 158 MKIII/158 S, 165/168/185/188	MF 230, 235, 240, 245, 250, 255, 260, 265, 275, 285, 290	MF 200 (TR) Series	MF 340	MF 500 Series	MF 600 Series
Differential									
183254M1	Gasket	FE 35, MF 35, MF 35X, MF 65	MF 135, 148, 165, 175, 175S, 178	MF 133, 135, 145, 152, 155, 158, 165 MKIII/178	MF 230, 235, 240, 245, 250	MF 230, 240, 240S	MF 340	MF 550	
184700M1	Diff Gear	FE 35, MF 35, MF 35X, MF 65							
825776M1*	Bolt	TE 20, FE 35, MF 35, MF 35X, MF 65	MF 100 (UK) Series	MF 133/135 MKIII/135V, 135/148 MKIII/135/145V/S, 145 MKIII/145 V, 148, 152, 152 MKIII/152 F/S/V, 155, 158, 158 MKIII/158 F/S/V, 165/168/185/188, 165 MKIII/178, 165 MKIII/178	MF 200 Series	MF 200 (TR) Series	MF 300 Series	MF 500 Series	MF 600 Series
885578M5*	Gear - Rear Axle Differential		MF 100 (UK) Series	MF 133, 135, 133/135 MKIII/135 V, 135/148 MKIII/135/145 V/S, 145 V/S, 145, 145 MKIII/145 V, 152, 152 MKIII/145 V, 152, 152 MKIII/152 F/S/V, 155, 158, 158 MKIII/158 F/S/V, 165/168/185/188, 168 MKIII/168 F/S	MF 200 Series	MF 200 (TR) Series	MF 300 Series	MF 500 Series	MF 600 Series

*Part number is used in other MF series models. image of part shown on page 349.


Part Number	Description	TE 20, FE 35, MF 35, MF 35X, MF 65	MF 100 (UK) Series	MF 100 (FR) Series	MF 200 (UK & FR) Series	MF 200 (TR) Series	MF 300 Series	MF 500 Series	MF 600 Series
891947M1* ⑬	Nut Special	TE 20, FE 35, MF 35, MF 35X, MF 65	MF 100 (UK) Series	MF 133/135 MKIII/135V, 135/148MKIII/135/145V/S, 145MKIII/145V, 148, 152, 152MKIII/152F/S/V, 155, 158, 158MKIII/158F/S/V, 165/168/185/188, 165MKIII/178	MF 200 Series	MF 200 (TR) Series	MF 300 Series	MF 500 Series	MF 600 Series
897726M1*	Thrust Washer		MF 100 (UK) Series	MF 100 (FR) Series	MF 200 Series	MF 200 (TR) Series	MF 300 Series	MF 500 Series	MF 600 Series
1683757M91 ⑭	Crownwheel Kit	FE 35, MF 35, MF 35X	MF 135, 148	MF 133, 135, 133/135 MKIII/135V	MF 230, 235, 240, 245, 250	MF 230, 240, 240S	MF 340	MF 550	
2746322M1*	Pinion - Rear Axle Differential		MF 100 (UK) Series	MF 133, 135, 133/135 MKIII/135V, 135/148 MKIII/135V, 135/148 MKIII/135/145V/S, 145, 145 MKIII/145V, 152, 152 MKIII/152 F/S/V, 155, 158, 158 MKIII/158 F/S/V, 165MKIII/178, 165/168/185/188, 168 MKIII/168 FS	MF 200 Series	MF 200 (TR) Series	MF 300 Series	MF 500 Series	MF 600 Series
3387281M1* ⑮	Washer - Rear Axle Diff Pinion	FE 35, MF 35, MF 35X, MF 65	MF 100 (UK) Series	MF 133, 135, 133/135 MKIII/135V, 135/148 MKIII/135/145V/S, 145, 145 MKIII/145V, 152, 152 MKIII/152 F/S/V, 155, 158, 158 MKIII/158 F/S/V, 165MKIII/178, 165/168/185/188, 168 MKIII/168 FS	MF 200 Series	MF 200 (TR) Series	MF 300 Series	MF 500 Series	MF 600 Series
3790170M1	Oil Seal - Diff Lock Shaft	MF 65							
G514100220330*	Bearing				MF 275, 285, 298		MF 398, 399 (1006)	MF 575, 590, 592, 595, 595MKII	MF 698
Filler Plugs									
377832X1*	O Ring - Oil Filler Plug Rear Axle Transmission Oil Filler				MF 250, 255, 260, 265, 275, 285, 290, 298		MF 355, 360, 365, 375, 390, 390T, 398, 399	MF 560, 565, 575, 590	MF 600 Series
3799441M2* ⑯	Plug - Oil Filler Rear Axle Transmission Oil Filler				MF 230, 240, 275, 290	MF 200 (TR) Series	MF 375E, 390E		
Final Drives									
884850M3* ⑰	Wheel Axle		MF 165, 168, 175, 175S, 178, 185, 188	MF 133, 135, 135/148 MKIII/135/145V/S, 145, 152, 152 MKIII/152 F/S/V, 155, 158, 158 MKIII/158 F/S/V, 165/168/185/188, 165 MKIII/178, 168 MKIII/168 FS	MF 240, 250, 255, 260, 265, 275, 285, 290	MF 265S, 285S	MF 350, 352, 355, 360, 362, 365, 375, 375E, 390, 390E, 390T	MF 560, 565, 575, 590	MF 675, 690

*Part number is used in other MF series models. ○ image of part shown on page 349.



Part Number	Description	TE 20, FE 35, MF 35, MF 35X, MF 65	MF 100 (UK) Series	MF 100 (FR) Series	MF 200 (UK & FR) Series	MF 200 (TR) Series	MF 300 Series	MF 500 Series	MF 600 Series
894769M1	Pinion	MF 65	MF 165, 168, 175, 175S, 178, 185, 188	MF 133, 135, 135/148 MKIII/135/145 V/S, 145, 145 MKIII/145 V, 152, 152 MKIII/152 F/S/V, 155, 158, 158 MKIII/158 F/S/V, 165/168/185/188, 165 MKIII/178, 168 MKIII/168 F/S	MF 240, 250, 255, 260, 265, 275, 285, 290		MF 375E, 390E	MF 560, 565, 575	MF 675, 690
894799M1 ⁽¹⁸⁾	Shaft		MF 165, 168, 175, 175S, 178, 188	MF 145, 152, 155, 158, 165/168/185/188, 165 MKIII/178					
1692735M2*	Annular Gear				MF 275, 290		MF 375, 375E, 390, 390E, 398, 399		MF 699
1692736M1* ⁽¹⁹⁾	Gear - Final Drive Heavy Duty				MF 275, 290		MF 375, 375E, 390, 390E, 398, 399		MF 699
1864869M1*	Shaft		MF 165, 168, 175, 175S, 178, 185, 188	MF 135/148 MKIII/135/145 V/S, 145, 152, 152 MKIII/152 F/S/V, 155, 158, 158 MKIII/158 F/S/V, 165/168/185/188, 165 MKIII/178, 168 MKIII/168 F/S	MF 240, 250, 255, 260, 265, 275, 290	MF 265S, 275, 285S, 290	MF 350, 352, 355, 360, 362, 365, 375, 375E, 390, 390E, 390T, 398, 399 (1006.6)	MF 560, 565, 575, 590	MF 675, 690
1868115M1 ⁽²⁰⁾	Shaft	MF 65		MF 145, 152, 155, 158, 165					
IPTO Clutch									
1662237M92 ⁽²¹⁾	Housing - IPTO Clutch Brake		MF 135, 148, 165, 168, 185, 188	MF 152, 152MKIII/152 F/S/V, 155, 158, 165/168/185/188, 168MKIII/168 F/S	MF 240, 250, 255, 260, 265, 275, 285, 290, 298		MF 340, 350, 355, 360, 362, 365, 375, 390, 390T, 398, 399	MF 500 Series	MF 600 Series
1662242M2 ⁽²²⁾	Pad - IPTO Clutch Brake		MF 135, 148, 165, 168, 185, 188	MF 152, 152 MKIII/152 F/S/V, 155, 158, 158 MKIII/158 F/S/V, 165/168/185/188, 168 MKIII/168 F/S	MF 240, 250, 255, 260, 265, 275, 285, 290, 298		MF 340, 350, 355, 360, 362, 365, 375, 390, 390T, 398, 399	MF 500 Series	MF 600 Series

*Part number is used in other MF series models. ○ image of part shown on page 349.



1



2



3



4



5



6



7



8



9



10



11



12



13



14



15



16



17



18



19



20



21



22



23




24



Part Number	Description	TE 20, FE 35, MF 35, MF 35X, MF 65	MF 100 (UK) Series	MF 100 (FR) Series	MF 200 (UK & FR) Series	MF 200 (TR) Series	MF 300 Series	MF 500 Series	MF 600 Series
1672626M1* ⁽²³⁾	Disc - Clutch	MF 35, MF 35X	MF 100 (UK) Series	MF 133, 135, 145, 152, 152MKIII/152 F/S/V, 155, 158, 158 MKIII/158 F/S/V, 165/168/185/188, 165MKIII/178, 168MKIII/168 F/S	MF 235, 240, 245, 250, 255, 260, 265, 275, 285, 290, 298		MF 340, 350, 355, 360, 362, 365, 375, 390, 390T, 398, 399	MF 500 Series	MF 600 Series
1686359M1* ⁽²⁴⁾	Disc - IPTO Clutch with 2 Speed Shiftable IPTO						MF 342, 352, 362, 365, 375, 390, 390T, 398, 399		MF 699
1688532M1* ⁽²⁵⁾	Disc - IPTO Clutch with 2 Speed Shiftable IPTO				MF 240	MF 200 (TR) Series	MF 342, 352, 362, 365, 375, 390, 398, 399		MF 675, 690, 699
1870004M92 ⁽²⁶⁾	Housing - IPTO Clutch		MF 135, 148, 165, 168, 185, 188	MF 152, 152MKIII/152 F/S/V, 155, 158, 158 MKIII/158 F/S/V, 165/168/185/188, 168MKIII/168 F/S	MF 240, 250, 260, 265, 275, 285, 290		MF 340, 350, 355, 360, 362, 365, 375, 390, 390T, 398, 399	MF 500 Series	MF 600 Series
1870858M1	Seal - IPTO Clutch		MF 135, 148, 165, 168, 185, 188	MF 152, 152MKIII/152 F/S/V, 155, 158, 158 MKIII/158 F/S/V, 165/168/185/188, 168MKIII/168 F/S	MF 240, 250, 255, 260, 265, 275, 285, 290, 298		MF 340, 350, 355, 360, 362, 365, 375, 390, 390T, 398, 399	MF 500 Series	MF 600 Series
1870859M1* ⁽²⁷⁾	Seal - IPTO Clutch Piston		MF 135, 148, 165, 168, 185, 188	MF 152, 152MKIII/152 F/S/V, 155, 158, 158 MKIII/158 F/S/V, 165/168/185/188, 168MKIII/168 F/S	MF 240, 250, 255, 260, 265, 275, 285, 290, 298	MF 200 (TR) Series	MF 340, 342, 350, 352, 355, 360, 362, 365, 375, 390, 390T, 398, 399	MF 500 Series	MF 600 Series
1870860M1* ⁽²⁸⁾	Plate - IPTO Clutch		MF 135, 148, 165, 168, 185, 188	MF 133, 135, 145, 152, 152MKIII/152 F/S/V, 155, 158, 158 MKIII/158 F/S/V, 165/168/185/188, 168MKIII/168 F/S	MF 240, 250, 255, 260, 265, 275, 285, 290, 298	MF 200 (TR) Series	MF 340, 342, 350, 352, 355, 360, 362, 365, 375, 390, 390T, 398, 399	MF 500 Series	MF 600 Series
1872279M97 ⁽²⁹⁾	Valve Assembly - IPTO Clutch - High Flow Pump				MF 250, 255, 260, 265, 275, 285, 290, 298		MF 350, 360, 362, 365, 375, 390, 390T, 398, 399	MF 500 Series	MF 600 Series
3699909M1* ⁽³⁰⁾	Sealing Ring	MF 35, MF 35X	MF 100 (UK) Series	MF 133, 135, 145, 155, 158, 165MKIII/178, 165/168/185/188	MF 230, 235, 240, 245, 260, 265, 275, 285, 290	MF 200 (TR) Series	MF 342, 352, 362, 365, 375, 390, 390T, 398, 399	MF 560, 575, 590, 595, 595MKII	MF 600 Series
Lower Link Pivots									
181229M5 ⁽³⁰⁾	Shaft - Lower Link Pivot Rear Axle Housing	FE 35, MF 35, MF 35X	MF 135, 148	MF 133, 135					

*Part number is used in other MF series models.



Part Number	Description	TE 20, FE 35, MF 35, MF 35X, MF 65	MF 100 (UK) Series	MF 100 (FR) Series	MF 200 (UK & FR) Series	MF 200 (TR) Series	MF 300 Series	MF 500 Series	MF 600 Series
893419M1	Shaft - Lower Link Pivot	MF 65	MF 165, 175, 175S, 178	MF 155, 165, 165 MKIII/178					
Oil Seals									
195677M1	Oil Seal - Axle Shaft Outer	FE 35, MF 35, MF 35X	MF 135, 148	MF 133, 135	MF 230, 235, 240, 245, 250	MF 230, 240, 240S	MF 340	MF 550	
195678M2	Oil Seal - Axle Shaft Inner	FE 35, MF 35, MF 35X	MF 135, 148	MF 133, 135	MF 230, 235, 240, 245, 250	MF 230, 240, 240S	MF 340	MF 550	
834216M1*	Oil Seal - PTO Shaft		MF 135, 148, 165, 166, 185, 188	MF 133/ 135 MKIII/ 135 V, 135/148 MKIII/ 135/145 V/S, 145 MKIII/ 145 V, 152, 152 MKIII/ 152 F/S/V, 155, 158, 158 MKIII/ 158 F/S/V, 165/168/ 185/ 188, 168 MKIII/ 168 F/S	MF 200 Series	MF 200 (TR) Series	MF 350, 355, 360, 362, 365, 375, 390, 390T, 398, 399	MF 500 Series	MF 600 Series
881991M1	Seal	MF 65		MF 145, 152, 155, 158, 165					
890640M1	Oil Seal - Axle Shaft Outer	TE 20							
894782M2	Oil Seal - Final Drive		MF 165, 175, 178	MF 145, 152, 155, 158, 165MKIII/ 178, 1658/ 168/ 185/ 188				MF 595, 595 MKII	
966238M1	Seal	MF 65		MF 130, 145, 152, 155, 158, 165					
1077452M1	Oil Seal - Rear PTO Shaft	FE 35, MF 35, MF 35X, MF 65	MF 100 (UK) Series	MF 145, 152, 155					
1860838M1*	O Ring - Diff Carrier Plate		MF 165, 168, 185, 188	MF 133/ 135 MKIII/ 135 V, 135/ 148 MKIII/ 135/ 145 V/S, 145 MKIII/ 145 V, 152, 152 MKIII/ 152 F/S/V, 155, 158, 158 MKIII/ 158 F/S/V, 165/ 168/ 185/ 188, 168 MKIII/ 168 F/S	MF 240, 250, 255, 265, 275, 285, 290, 298	MF 200 (TR) Series	MF 300 Series	MF 560, 565, 575, 590, 592, 595, 595 MKII	MF 600 Series

*Part number is used in other MF series models.



Part Number	Description	TE 20, FE 35, MF 35, MF 35X, MF 65	MF 100 (UK) Series	MF 100 (FR) Series	MF 200 (UK & FR) Series	MF 200 (TR) Series	MF 300 Series	MF 500 Series	MF 600 Series
3699800M2* (35)	Oil Seal - Final Drive		MF 165, 168, 175, 175S, 178, 185, 188	MF 133/ 135 MKIII/ 135 V, 135/ 148 MKIII/ 135/ 145 V/S, 145, 145 MKIII/ 145 V, 152, 152 MKIII/ 152 F/S/V, 155, 158, 158 MKIII/ 158 F/S/V, 165/ 168/ 185/ 188, 165MKIII/ 178, 168 MKIII/ 168 F/S	MF 240, 250, 255, 260, 265, 275, 285, 290, 298	MF 265S, 275, 285S, 290	MF 350, 352, 355, 362, 365, 375, 375E, 390, 390E, 390T, 398, 399	MF 560, 565, 575, 590, 592, 595, 595 MKII	MF 600 Series
3699801M1*	Oil Seal - PTO Shaft		MF 135, 148, 165, 168, 185, 188	MF 133/ 135 MKIII/ 135 V, 135/ 148 MKIII/ 135/ 145 V/S, 145 MKIII/ 145 V, 152, 152 MKIII/ 152 F/S/V, 155, 158, 158 MKIII/ 158 F/S/V, 165/ 168/ 185/ 188, 168 MKIII/ 168 F/S	MF 230, 235, 240, 245, 250, 255, 260, 265, 275, 285, 290	MF 200 (TR) Series	MF 300 Series	MF 550, 560, 565, 575, 590	MF 675
PTO Shafts									
180460M1 (36)	Retainer	FE 35, MF 35, MF 35X	MF 135	MF 133/ 35					
533183M1* (37)	Shield		MF 135, 148, 165, 168, 185, 188	MF 133/ 135 MKIII/ 135 V, 135/ 148 MKIII/ 135/ 145 V/S, 145 MKIII/ 145 V, 152, 152 MKIII/ 152 F/S/V, 155, 158, 158 MKIII/ 158 F/S/V, 165/ 168/ 185/ 188, 168 MKIII/ 168 F/S	MF 200 Series	MF 200 (TR) Series	MF 350, 355, 360, 365, 375, 390, 390T, 398, 399 (A6.354.4)	MF 550, 560, 565, 575, 590	MF 600 Series
1884943M94 (38)	Guard - Rear PTO Shaft	FE 35, MF 35, MF 35X, MF 65	MF 135, 148, 165, 175, 175S, 178	MF 130					
3611482M2	Rear PTO Shaft								
Rear Wheels									
180876M1	Bolt - Rear Wheel Disc	TE 20							
1684905M1* (39)	Bolt - Rear Wheel Disc				MF 240, 250, 265, 275, 290, 298		MF 300 Series		MF 675, 690
1688605M1* (40)	Disc				MF 240, 275, 290		MF 350, 352, 355, 360, 362, 365, 375, 375E, 390, 390E, 390T, 398, 399		

*Part number is used in other MF series models.







Part Number	Description	TE 20, FE 35, MF 35, MF 35X, MF 65	MF 100 (UK) Series	MF 100 (FR) Series	MF 200 (UK & FR) Series	MF 200 (TR) Series	MF 300 Series	MF 500 Series	MF 600 Series
828217M1*	Bolt Unf	FE 35, MF 35, MF 35X, MF 65	MF 100 (UK) Series	MF 130, 133/135 MKII/135V, 135/148MKII/135/145V/S, 145MKII/145V, 148, 152, 152MKII/152F/S/V, 155, 158, 158MKII/158 S, 165/168/185/188, 165MKII/178, MF 168 MK111/168 S	MF 200 Series	MF 200 (TR) Series		MF 500 Series	MF 675, 690, 698
3531378M1* (41)	Stirrup		MF 175, 178, 185, 188	MF 165/168/185/188, 165 MKII/178	MF 275, 290, 298		MF 362, 365, 375, 375E, 390, 390E, 390T, 398, 399	MF 590	MF 690
3581786M2* (42)	Rim - Rear Wheel 9x28	TE 20, MF 35, MF 35X	MF 135, 148	MF 133, 135	MF 230, 240, 265, 275, 290, 298 4WD	MF 230, 240, 240S		MF 550, 592, 595, 595MKII 4WD	MF 600 Series 4WD
3615259M2*	Bridle		MF175, 178, 185, 188	MF 133, 135, MF 145, 152, 152 MKII/152 F/S/V, 155, 158, 158 MKII/158 F/S/V, 165/168/185/188, 165 MKII/178, 168 MKII/168 F/S	MF 230, 240, 275, 290, 298		MF 360, 362, 365, 375, 375E, 390, 390E, 390T, 398, 399	MF 575, 590, 595, 595MKII	MF 690, 698, 698T, 699
3700927M91	Rear Wheel Assembly	TE 20, FE 35, MF 35, MF 35X, MF 65							
Wheel Fixings									
180004M1* (43)	Nut - Rear Wheel Fixing	TE 20, FE 35, MF 35, MF 35X, MF 65	MF 135, 148, 165., 175, 178, 188	MF 133, 135, 133/135 MKII/135 V, 135/148 MKII/135/145 V/S, 145, 145 MKII/145 V, 152, 152 MKII/152 F/S/V, 155, 158, 158 MKII/158 S, 165/168/185/188, 165MKII/178, 168 MKII/168 S	MF 230, 235, 240, 245, 250, 255, 260, 265, 275, 285, 290	MF 230, 240, 240S	MF 340, 342	MF 550, 560, 565, 575, 590	MF 675, 690
184273M1	Nut - Wheel Fixing	MF 65	MF 175, 178, 185, 188	MF 133, 135, 145, 152, 152 MKII/152 F, 155, 165/168/185/188, 165 MKII/178, 168 MKII/178, 168 MKII/168 S	MF 265, 275, 285, 290, 298				MF 675, 690

*Part number is used in other MF series models. ○ image of part shown on page 355.



Part Number	Description	TE 20, FE 35, MF 35, MF 35X, MF 65	MF 100 (UK) Series	MF 100 (FR) Series	MF 200 (UK & FR) Series	MF 200 (TR) Series	MF 300 Series	MF 500 Series	MF 600 Series
185400M2	Bolt - Rear Wheel Fixing	TE 20, FE 35, MF 35, MF 35X	MF 135, 148	MF 130, 133, 135	MF 230, 235, 240, 245, 250	MF 250, 240, 240S	MF 340, 342	MF 550	
847416M1*	Bolt - Rear Wheel		MF 185	MF 135/148 MKIIV/135/145 V/S, 152 MKIIV/152 F/S/V, 158 MKIIV/158 S/V, 165/168/185/188, 168 MKIIV/168 S	MF 240, 250, 275, 290, 298		MF 350, 352, 355, 360, 362, 365, 375, 375E, 390, 390E, 390T, 398, 399	MF 575, 590, 592, 595, 595MKII	MF 600 Series
881162M2	Nut - Rear Wheel Fixing		MF 135, 165, 168, 185, 188	MF 133/135 MKIIV/135 V, 135/148 MKIIV/135/145 V/S, 145, 145 MKIIV/145 V/S, 152, 152 MKIIV/152 F/S/V, 155, 158 MKIIV/158 S, 165/168/185/188, 165MKIIV/178, 168 MKIIV/168 F/S	MF 240, 250, 255, 260, 265, 275, 285, 290, 298	MF 200 (TR) Series		MF 560, 565, 575, 590, 595, 595MKII	MF 675, 690
893017M2 ⁽⁴⁴⁾	Bolt - Rear Wheel Fixing	MF 65	MF 165, 168, 175, 175S, 178, 185, 188	MF 133/135 MKIIV/135 V, 135/148 MKIIV/135/145 V/S, 145, 145 MKIIV/145 V, 152, 152 MKIIV/152 F/S/V, 155, 158, 158 MKIIV/158 F/S/V, 165/168/185/188, 165MKIIV/178, 168 MKIIV/168 F/S	MF 240, 250, 255, 260, 265, 275, 285, 290			MF 560, 565, 575, 590	MF 675, 690, 698
1751403M1* ⁽⁴⁵⁾	Screw	MF 35, MF 35X	MF 135, 185, 188	MF 133, 135, 145, 152, 152MKIIV/152 F/S/V, 155, 158, 158MKIIV/158 F/S/V, 165MKIIV/178, 165/168/185/188, 168MKIIV/168 F/S	MF 230, 240, 275, 285, 290, 298		MF 360, 362, 365, 375, 375E, 390, 390E, 390T, 398, 399	MF 575, 590, 595, 595 MKII	MF 690, 698, 698T, 699
1863857M1	Nut - Dual Rear Wheel Fixing	MF 65	MF 165, 175, 178					MF 565, 575	
F275700011030* ⁽⁴⁶⁾	Bolt - Rear Wheel Disc Fixing				MF 275, 290, 298		MF 375E, 390E	MF 592, 595, 595MKII	MF 600 Series




*Part number is used in other MF series models. ○ image of part shown on page 355.





Part Number	Description	MF 2000/5 Series	MF 3000 Series	MF 3100 Series	MF 3600 Series	MF 4200 Series	MF 4300 Series	MF 5400 (Tier 2) Series	MF 6100 Series	MF 6200 Series	MF 6400 (Tier 2) Series	MF 8100 Series	MF 8200 Series
Axle Shaft													
1610183M1 ⁽⁴⁷⁾	Dust Shield	MF 2000/5 Series		MF 3100 Series	MF 3610, 3630, 3635, 3645, 3650, 3655, 3680							MF 8120	
Bearings													
191250M1*	Bearing - Pinion Support - Rear					MF 4200 Series	MF 4300 Series						
1850090M92* ⁽⁴⁸⁾	Bearing - Pinion Support - Front and Centre	MF 2000/5 Series				MF 4200 Series	MF 4300 Series						
1850909M91* ⁽⁴⁹⁾	Bearing - Diff Carrier (RH)	MF 2000/5 Series	MF 3000 Series	MF 3100 Series	MF 3600 Series	MF 4200 Series	MF 4300 Series	MF 5400 Series	MF 6100 Series	MF 6200 Series	MF 6400 Series	MF 8100 Series	MF 8200 Series
1851392M91*	Bearing - Final Drive - Outer	MF 2620, 2625, 2640, 2680				MF 4200 Series Normal Duty Final Drive	MF 4315, 4320, 4325, 4335, 4345, 4355, 4360, 4370 Normal Duty Final Drive						
1851533M91*	Bearing - Diff Carrier (LH)	MF 2000/5 Series	MF 3000 Series	MF 3100 Series	MF 3600 Series			MF 5400 Series	MF 6100 Series	MF 6200 Series	MF 6445, 6455, 6460, 6465, 6470, 6475, 6480, 6485, 6490, 6495	MF 8110, 8120, 8130, 8140, 8150, 8160	MF 8210, 8220, 8240, 8250
1860503M93* ⁽⁵⁰⁾	Bearing - Diff Carrier (LH)		MF 3000 Series			MF 4200 Series	MF 4300 Series	MF 5465	MF 6110, 6120, 6130, 6140, 6150, 6160, 6170	MF 6200 Series	MF 6445, 6455, 6460, 6465, 6470, 6475, 6480		
1881931M91* ⁽⁵¹⁾	Bearing - Final Drive - Inner					MF 4200 Series	MF 4300 Series						

*Part number is used in other MF series models. ○ image of part shown on page 355.




Part Number	Description	MF 2000/5 Series	MF 3000 Series	MF 3100 Series	MF 3600 Series	MF 4200 Series	MF 4300 Series	MF 5400 Series (Tier 2)	MF 6100 Series	MF 6200 Series	MF 6400 Series (Tier 2)	MF 8100 Series	MF 8200 Series
3011321X91 	Bearing		MF 3000 Series	MF 3100 Series				MF 5400 Series	MF 6100 Series	MF 6200 Series	MF 6445, 6455, 6460, 6465, 6470, 6475, 6480		
3011660X91 	Bearing		MF 3000 Series					MF 5400 Series	MF 6110, 6120, 6130, 6140, 6150, 6160, 6170	MF 6235, 6245, 6255, 6260, 6265, 6270	MF 6445, 6455, 6460, 6465, 6470, 6475, 6480		
3016053X91	Bearing							MF 5400 Series	MF 6190	MF 6200 Series	MF 6445, 6455, 6460, 6465, 6470, 6475, 6480		
3383716M1	Bearing			MF 3100 Series	MF 3610, 3630, 3635, 3645, 3650				MF 6180, 6190	MF 6280, 6290	MF 6475, 6480	MF 8110, 8120	
3405248M91 	Bearing			MF 3100 Series	MF 3610, 3630, 3635, 3645, 3650, 3655, 3680				MF 6180, 6190	MF 6280, 6290	MF 6475, 6480, 6485	MF 8110, 8120	
Centre Housing													
180901M91*	Pin Assembly					MF 4200 Series							
Differential													
825776M1*	Bolt	MF 2000/5 Series	MF 3000 Series	MF 3100 Series	MF 3600 Series	MF 4200 Series	MF 4300 Series	MF 5400 Series	MF 6100 Series	MF 6200 Series	MF 6445, 6455, 6460, 6465, 6470, 6475, 6480, 6485, 6490,	MF 8110, 8120, 8130, 8140, 8150, 8160,	MF 8210, 8220, 8240, 8250,
885518M5*	Gear - Rear Axle Differential	MF 2000/5 Series	MF 3000 Series	MF 3100 Series	MF 3600 Series	MF 4200 Series	MF 4300 Series	MF 5400 Series	MF 6100 Series	MF 6200 Series	MF 6445, 6455, 6460, 6465, 6470, 6475, 6480, 6485, 6490	MF 8110, 8120, 8130, 8140, 8150, 8160	MF 8210, 8220, 8240, 8250
891947M1*	Nut Special	MF 2000/5 Series	MF 3000 Series	MF 3100 Series	MF 3600 Series	MF 4200 Series	MF 4300 Series	MF 5400 Series	MF 6100 Series	MF 6200 Series	MF 6445, 6455, 6460, 6465, 6470, 6475, 6480, 6485, 6490,	MF 8110, 8120, 8130, 8140, 8150, 8160,	MF 8210, 8220, 8240, 8250,

*Part number is used in other MF series models.  image of part shown on page 355.



Part Number	Description	MF 2000/5 Series	MF 3000 Series	MF 3100 Series	MF 3600 Series	MF 4200 Series	MF 4300 Series	MF 5400 (Tier 2) Series	MF 6100 Series	MF 6200 Series	MF 6400 (Tier 2) Series	MF 8100 Series	MF 8200 Series
897726M1*	Thrust Washer	MF 2000/5 Series	MF 3000 Series	MF 3100 Series	MF 3600 Series	MF 4200 Series	MF 4300 Series	MF 5400 Series	MF 6100 Series	MF 6200 Series	MF 6445, 6455, 6460, 6465, 6470, 6475, 6480		
1423748M1*	Nut												MF 8210, 8220, 8240, 8250
2400251S91	Diff Gear Kit	MF 2625											
2746322M1*	Pinion - Rear Axle Differential	MF 2000/5 Series	MF 3000 Series	MF 3100 Series	MF 3600 Series	MF 4200 Series	MF 4300 Series	MF 5400 Series	MF 6100 Series	MF 6200 Series	MF 6445, 6455, 6460, 6465, 6470, 6475, 6480, 6485, 6490	MF 8110, 8120, 8130, 8140, 8150, 8160	MF 8210, 8220, 8240, 8250
3387281M1*	Washer - Rear Axle Diff Pinion	MF 2000/5 Series	MF 3000 Series	MF 3100 Series	MF 3600 Series	MF 4200 Series	MF 4300 Series	MF 5400 Series	MF 6100 Series	MF 6200 Series	MF 6445, 6455, 6460, 6465, 6470, 6475, 6480, 6485, 6490	MF 8110, 8120, 8130, 8140, 8150, 8160	MF 8210, 8220, 8240, 8250
3902711M11	Bevel Gear Kit		MF 3000 Series	MF 3100 Series					MF 6100 Series	MF 6200 Series			
G514100220330*	Bearing		MF 3000 Series	MF 3100 Series					MF 6110, 6120, 6130, 6140, 6150, 6160, 6170, 6180	MF 6200 Series			
Filler Plugs													
377832X1*	O Ring - Oil Filler Plug Rear Axle Transmission Oil Filler		MF 3000 Series	MF 3100 Series	MF 3635, 3645, 3655, 3670, 3690			MF 5400 Series	MF 6100 Series	MF 6200 Series	MF 6445, 6455, 6460, 6465, 6470, 6475, 6480	MF 8110, 8120, 8130, 8140, 8150, 8160	
3011410X1	O Ring - Oil Filler Plug Rear Axle Transmission Oil Filler		MF 3000 Series	MF 3100 Series				MF 5400 Series	MF 6100 Series	MF 6200 Series	MF 6445, 6455, 6460, 6465, 6470, 6475, 6480		

*Part number is used in other MF series models. ○ image of part shown on page 355.

Part Number	Description	MF 2000/5 Series	MF 3000 Series	MF 3100 Series	MF 3600 Series	MF 4200 Series	MF 4300 Series	MF 5400 Series (Tier 2) Series	MF 6100 Series	MF 6200 Series	MF 6400 (Tier 2) Series	MF 8100 Series	MF 8200 Series	
3799441M2*	Plug - Oil Filler Rear Axle Transmission Oil Filler							MF 5425, 5435		MF 6200 Series	MF 6445, 6455, 6460, 6465, 6470, 6475, 6480			
4301166M1	Plug - Oil Filler Rear Axle Transmission Oil Filler		MF 3000 Series	MF 3100 Series				MF 5400 Series	MF 6100 Series	MF 6200 Series	MF 6445, 6455, 6460, 6465, 6470, 6475, 6480			
Final Drives														
884850M3*	Wheel Axle					MF 4200 Series	MF 4315, 4320, 4325, 4335, 4345, 4355, 4360, 4370							
1692735M2*	Annular Gear					MF 4225, 4235, 4240, 4245, 4255, 4260, 4265, 4270	MF 4325, 4335, 4345, 4355, 4360, 4365, 4370							
1692736M1*	Gear - Heavy Duty Final Drive					MF 4225, 4235, 4240, 4245, 4255, 4260, 4265, 4270	MF 4325, 4335, 4345, 4355, 4360, 4365, 4370							
1864869M1* 	Shaft					MF 4200 Series	MF 4300 Series							
3619139M1 	Oil Seal - Axle Shaft - Outer			MF 3120, 3125	MF 3635, 3645				MF 6180, 6190	MF 6270, 6280, 6290	MF 6465, 6475, 6480			
General														
3385836M3	Centraliser Pin	MF 2625, 2645, 2685, 2725	MF 3000 Series	MF 3100 Series	MF 3600 Series			MF 5400 Series	MF 6100 Series	MF 6200 Series	MF 6445, 6455, 6460, 6465, 6470, 6475, 6480	MF 8110, 8120, 8130, 8140, 8150, 8160		
IPTO Clutch														
1672626M1*	Disc - Clutch	MF 2000/5 Series												
1686359M1*	Disc - IPTO Clutch with 2 Speed Shiftable IPTO					MF 4215, 4220, 4225, 4235, 4240, 4245, 4255, 4265	MF 4315, 4320, 4325, 4335, 4345, 4355							
1688532M1*	Disc - IPTO Clutch with 2 Speed Shiftable IPTO					MF 4200 Series	MF 4300 Series							
1870859M1*	Seal - IPTO Clutch Piston					MF 4200 Series	MF 4300 Series							
1870860M1*	Plate - IPTO Clutch					MF 4200 Series	MF 4300 Series							
3699909M1* 	Sealing Ring					MF 4200 Series	MF 4300 Series							

*Part number is used in other MF series models.  image of part shown on page 355.

10+

REAR AXLE MF 2000 - MF 8200 Series



Part Number	Description	MF 2000/5 Series	MF 3000 Series	MF 3100 Series	MF 3600 Series	MF 4200 Series	MF 4300 Series	MF 5400 Series (Tier 2)	MF 6100 Series	MF 6200 Series	MF 6400 Series (Tier 2)	MF 8100 Series	MF 8200 Series
Oil Seals													
834216M1*	Oil Seal - PTO Shaft		MF 3000 Series	MF 3100 Series					MF 6100 Series				
1610188M1	Seal	MF 2000/5 Series		MF 3100 Series								MF 8120	
1860638M1*	O Ring - Diff Carrier Plate					MF 4200 Series	MF 4300 Series						
3386895M2 ⁽⁵⁹⁾	Oil Seal - Axle Shaft - Outer		MF 3000 Series					MF 5400 Series	MF 6110, 6120, 6130, 6140, 6150, 6160, 6170	MF 6200 Series	MF 6445, 6455, 6460, 6465, 6470, 6475, 6480		
3583530M2	Oil Seal - Axle Shaft - Outer				MF 3600 Series							MF 8110, 8120, 8130, 8140, 8150, 8160	MF 8210, 8220, 8240, 8250
3619135M1 ⁽⁶⁰⁾	Oil Seal - Axle Shaft - Outer			MF 3120, 3125	MF 3635, 3645, 3655				MF 6180, 6190	MF 6270, 6280, 6290	MF 6465, 6475, 6480, 6485, 6490	MF 8110, 8120	
3619343M1	Oil Seal - Axle Shaft - Inner		MF 3000 Series					MF 5400 Series	MF 6110, 6120, 6130, 6140, 6150, 6160, 6170	MF 6200 Series	MF 6445, 6455, 6460, 6465, 6470, 6475, 6480		
3619344M1 ⁽⁶¹⁾	Oil Seal - Axle Shaft - Inner	MF 2625, 2645, 2685, 2725		MF 3100 Series	MF 3610, 3630, 3635, 3645, 3650, 3655				MF 6180, 6190	MF 6270, 6280, 6290	MF 6465, 6475, 6480, 6485, 6490	MF 8110, 8120	
3619345M1	Oil Seal - Axle Shaft - Inner				MF 3610, 3630, 3635, 3645, 3650, 3655							MF 8110, 8120, 8130, 8140	MF 8210, 8220
3619346M1	Oil Seal - Axle Shaft - Inner				MF 3635, 3645, 3655, 3670, 3680, 3690						MF 6485, 6490, 6495, 6497, 6499	MF 8110, 8120, 8130, 8140, 8150, 8160	MF 8210, 8220, 8240, 8250
3619137M2 ⁽⁶²⁾	Seal		MF 3050, 3060, 3065, 3075, 3085, 3095					MF 5400 Series		MF 6235, 6245, 6255, 6260, 6265, 6270	MF 6445, 6455, 6460, 6465, 6470		

*Part number is used in other MF series models.

Part Number	Description	MF 2000/5 Series	MF 3000 Series	MF 3100 Series	MF 3600 Series	MF 4200 Series	MF 4300 Series	MF 5400 Series (Tier 2)	MF 6100 Series	MF 6200 Series	MF 6400 Series (Tier 2)	MF 8100 Series	MF 8200 Series
3619342M1	Oil Seal - Rear PTO Shaft		MF 3000 Series	MF 3100 Series				MF 5400 Series	MF 6100 Series	MF 6200 Series	MF 6445, 6455, 6460, 6465, 6470, 6475, 6480		
3699800M2*	Oil Seal - Final Drive					MF 4200 Series	MF 4300 Series						
3699801M1*	Oil Seal - PTO Shaft					MF 4200 Series	MF 4300 Series						
3795059M1	Oil Seal - Rear PTO Shaft										MF 6485, 6490, 6495		
4301295M1	Oil Seal - Axle Shaft - Outer										MF 6495		
4301296M1 ⁶³	Seal - Axle Housing							MF 5400 Series			MF 6485, 6490, 6495		

PTO Selection

3382972M2	Pad - PTO Selector Fork		MF 3000 Series	MF 3100 Series				MF 5400 Series	MF 6100 Series	MF 6200 Series	MF 6445, 6455, 6460, 6465, 6470, 6475, 6480, 6497, 6499	MF 8170, 8180	MF 8200 Series
-----------	-------------------------	--	----------------	----------------	--	--	--	----------------	----------------	----------------	---	---------------	----------------

PTO Shaft


533183M1*	Shield		MF 3000 Series	MF 3100 Series				MF 5400 Series	MF 6100 Series	MF 6200 Series	MF 6445, 6455, 6460, 6465, 6470, 6475, 6480		
1610232M1 ⁶⁴	Gasket	MF 2000/5 Series			MF 3600 Series							MF 8110, 8120, 8130, 8140, 8150, 8160	
3321752M9 ⁶⁵	Rear PTO Shaft 540 RPM, 6 splines	MF 2000/5 Series			MF 3600 Series							MF 8110, 8120, 8130, 8140, 8150, 8160	




61



62



63



64



65

*Part number is used in other MF series models.

10+


REAR AXLE MF 2000 - MF 8200 Series



Part Number	Description	MF 2000/5 Series	MF 3000 Series	MF 3100 Series	MF 3600 Series	MF 4200 Series	MF 4300 Series	MF 5400 Series (Tier 2)	MF 6100 Series	MF 6200 Series	MF 6400 Series (Tier 2)	MF 8100 Series	MF 8200 Series
Rear Wheels													
1684905M1*	Bolt - Rear Wheel Disc					MF 4200 Series							
1688605M1*	Disc					MF 4200 Series							
828217M1*	Bolt Unf	MF 2000/5 Series		MF 3100 Series	MF 3610, 3630, 3650								
3531378M1*	Stirrup		MF 3050, 3060, 3065, 3070, 3080, 3090			MF 4225, 4235, 4240, 4245, 4255, 4260, 4265, 4270	MF 4325, 4335, 4345, 4355, 4360, 4365, 4370						
3581786M2*	Rim - Rear Wheel 9x28		MF 3050, 3060, 3065, 3070, 3075, 3080, 3085, 3095					MF 5400 Series	MF 6110, 6120, 6130, 6140, 6150, 6160		MF 6445, 6455, 6460, 6465, 6470, 6475, 6480		
3615259M2*	Bridle	MF 2000/5 Series	MF 3000 Series	MF 3100 Series	MF 3600 Series	MF 4225, 4235, 4240, 4245, 4255, 4260, 4265, 4270	MF 4325, 4335, 4345, 4355, 4360, 4365, 4370		MF 6150, 6160, 6170, 6180, 6190	MF 6200 Series		MF 8110, 8120, 8130, 8140, 8150	
Wheel Fixings													
180004M1*	Nut - Rear Wheel Fixing					MF 4215, 4220	MF 4315, 4320						
847416M1*	Bolt - Rear Wheel	MF 2625				MF 4200 Series	MF 4300 Series						
1751403M1*	Screw	MF 2620, 2640, 2645, 2680, 2720, 2725	MF 3000 Series	MF 3100 Series		MF 4225, 4235, 4240, 4245, 4255, 4260, 4265, 4270	MF 4325, 4335, 4345, 4355, 4360, 4365, 4370		MF 6150, 6160, 6170, 6180, 6190	MF 6200 Series		MF 8110, 8120, 8130, 8140, 8150, 8160	

*Part number is used in other MF series models.

Part Number	Description	MF 2000/5 Series	MF 3000 Series	MF 3100 Series	MF 3600 Series	MF 4200 Series	MF 4300 Series	MF 5400 Series (Tier 2)	MF 6100 Series	MF 6200 Series	MF 6400 Series (Tier 2)	MF 8100 Series	MF 8200 Series
3384602M5	Stud - Rear Wheel Fixing		MF 3000 Series	MF 3100 Series	MF 3600 Series			MF 5400 Series	MF 6100 Series	MF 6200 Series	MF 6445, 6455, 6460, 6465, 6470, 6475, 6480	MF 8110, 8120, 8130, 8140, 8150, 8160	MF 8210, 8220, 8240, 8250
3384601M5	Stud - Rear Wheel Fixing		MF 3000 Series	MF 3100 Series	MF 3600 Series			MF 5400 Series	MF 6100 Series	MF 6200 Series	MF 6445, 6455, 6460, 6465, 6470, 6475, 6480	MF 8110, 8120, 8130, 8140, 8150, 8160	MF 8210, 8220, 8240, 8250
3794694M2	Stud - Rear Wheel Fixing							MF 5400 Series		MF 6200 Series	MF 6465, 6475, 6480		MF 8210, 8220, 8240, 8250
3792488M2	Stud - Rear Wheel Fixing									MF 6260, 6270, 6280, 6290	MF 6465, 6475, 6480, 6485, 6490, 6495, 6497, 6499		MF 8200 Series
920700180070	Bolt - Rear Wheel Disc Fixing		MF 3000 Series	MF 3100 Series	MF 3600 Series				MF 6150, 6160, 6170, 6180, 6190	MF 6200 Series	MF 6465, 6475, 6480, 6485, 6490, 6495, 6497, 6499	MF 8100 Series	MF 8200 Series
920700180080*	Nut - Wheel Fixing		MF 3000 Series	MF 3100 Series	MF 3600 Series			MF 5400 Series	MF 6100 Series	MF 6200 Series	MF 6400 Series	MF 8100 Series	MF 8200 Series
F275700011030*	Bolt - Rear Wheel Disc Fixing	MF 2620, 2625, 2640, 2645, 2680, 2685, 2720	MF 3000 Series	MF 3100 Series	MF 3600 Series	MF 4225, 4235, 4240, 4245, 4255, 4260, 4265, 4270	MF 4325, 4335, 4345, 4355, 4360, 4365, 4370	MF 5400 Series	MF 6100 Series	MF 6200 Series	MF 6445, 6455, 6460, 6465, 6470, 6475, 6480	MF 8110, 8120, 8130, 8140, 8150, 8160	MF 8210, 8220, 8240, 8250



*Part number is used in other MF series models.

10+

REAR AXLE

MF 100 (IT) - MF 3400 (IT) Series



Part Number	Description	MF 100 (IT) Series	MF 200 (IT) Series	MF 300 (IT) Series	MF 1000 (IT) Series	MF 3300 (IT) Series	MF 3400 (IT) Series
Bearings							
1850090M92*	Bearing - Pinton Support - Front and Centre				MF 1000 Series		
3011660X91 ⁽⁶⁸⁾	Bearing				MF 1014		
Centre Housing							
1672622M94*	PTO Shift Lever Assembly	MF 100 (IT) Series	MF 200 (IT) Series	MF 300 (IT) Series			
Differential							
395563X1 ⁽⁶⁹⁾	Oil Seal	MF 154, 154 S, 174, 174 S, 184, 184 S, 194	MF 234 S, 254, 254 S, 274, 274 S, 284 S, 294 S				
1423748M1*	Nut	MF 134 V, 154, 154 F, 154 S, 154 V, 164T/FSM, 174, 174 F, 174 S, 174 V, 184, 184 F, 184 S, 194 F, 194 S	MF 233, 234 S, 253, 254, 254 S, 263T, 264T, 264T S, 273, 274, 274 S/SK, 283, 284, 284 S, 293, 294, 294 S				
1424916M3 ⁽⁷⁰⁾	Shaft	MF 154, 174, 184	MF 234 S, 254, 254 S, 274, 274 S				
1425492M92 ⁽⁷¹⁾	Coupler				MF 1000 Series		
1824683M2	Gasket	MF 134C, 154, 154 C, 154 S, 174, 174 C, 174 S, 184, 184 S, 194	MF 234 C/CF/S, 254, 254 C/CF/S, 264T/CF, 274, 274C/CF/S, 284 S, 294 S				
G514100220330*	Bearing				MF 1000 Series		

*Part number is used in other MF series models.

Part Number	Description	MF 100 (IT) Series	MF 200 (IT) Series	MF 300 (IT) Series	MF 1000 (IT) Series	MF 3300 (IT) Series	MF 3400 (IT) Series
394608X1	Seal	MF 134C, 154, 174	MF 233, 234 C/CF/S, 244 CF, 253, 254, 254 S, 263T, 264T, 264T S, 273, 274, 274 S/SK				
395559X1	Seal	MF 154, 174	MF 234 S, 254, 254 S, 274, 274 S				
975124M1	Stud	MF 184, 194	MF 254, 264T, 274, 274 SK, 283, 284, 284 S, 293, 294, 294 S	MF 333, 353, 353 LX/S, 354 VQ, 363, 363 LX/S, 364 VQ, 373, 373 LX/S, 374 VQ, 377, 383, 383 LX/S, 384 VQ, 387, 393, 393 LX/TLX/S, 397, 397T			
975127M1	Seal	MF 154 C, 174 C, 184, 194	MF 254 C/CF, 264T CF, 274C/CF, 283, 284, 284 S, 293, 294, 294S	MF 364 CF, 383, 383, 397			
3305009M2	Pinion		MF 254 C/CF, 264T CF, 274C/CF	MF 364 CF			

Final Drives



*Part number is used in other MF series models.

10+

REAR AXLE MF 100 (IT) - MF 3400 (IT) Series



Part Number	Description	MF 100 (IT) Series	MF 200 (IT) Series	MF 300 (IT) Series	MF 1000 (IT) Series	MF 3300 (IT) Series	MF 3400 (IT) Series
Rear Wheels							
828217M1*	Bolt Unf				MF 1000 Series		
3581786M2* (75)	Rim - Rear Wheel 9x28						
3615259M2*	Bridle	MF 134 V, 154 F, 154 S, 154 V, 164T/ F/S/W, 174 F, 174 S, 174 V, 184, 184 F, 184 S, 194, 194 F, 194 S	MF 274 SK, 284 S, 294S				
Wheel Fixings							
1751403M1* (76)	Screw	MF 154 F, 154 S, 154 V, 164T/ F/S/W, 174 F, 174 S, 174 V, 184, 184 F, 184 S, 194, 194 F, 194 S	MF 274 SK, 284S, 294S	MF 334 V, 354 AQ/FO/SQ/MQ, 354 F/S/W, 354 SP-FP-AP-GE, 364 AQ/FO/ SQ/VQ, 364 F/S/W, 364 SP-FP-AP-GE, 374 AQ/FO/SQ/MQ, 374 F/H/S/V, 374 SP-FP-AP-GE, 384 AQ/FO/SQ/VQ, 384 F/S/W, 384 SP-FP-AP-GE, 394 AQ/FO/ SQ, 394 F/H/S, 394 SP-FP-AP-GE, 394T AQ	MF 1114, 1134		
920700180080*	Nut - Wheel Fixing	MF 100 (IT) Series	MF 200 (IT) Series	MF 300 (IT) Series	MF 1000 Series		
F275700011030*(77)	Bolt - Rear Wheel Disc Fixing			MF 363, 363 LX S, 373, 373 LX S, 377, 383, 383 LX S, 387, 393, 393 LX/ TLX S, 397, 397T			




*Part number is used in other MF series models.

10⁺ | ROTATING ELECTRICS





Part Number	Description	TE 20, FE 35, MF 35, MF 35X, MF 65	MF 100 (UK) Series	MF 100 (FR) Series	MF 200 (UK & FR) Series	MF 200 (TR) Series	MF 300 Series	MF 500 Series	MF 600 Series	
Alternators										
3933142M91* ①	Alternator (12V 70A) Valeo			MF 130, 133/135 MKIII/ 135 V, 135/148 MKIII/135/ 145 V/S, 145 MKIII/145 V, 152 MKIII/152 F/S/V, 155, 158, 158 MKIII/158 F/S/V, 165 MKIII/178, 165/ 168/185/188, 168 MKIII/ 168 F/S	MF 200 Series	MF 230, 240, 275, 290		MF 300 Series		MF 698T, 699
3933144M91* ②	Alternator (12V 70A)				MF 200 Series		MF 375E, 390E	MF 500 Series		MF 675, 690, 698
Dynamos										
897104M92* ③	Dynamo	TE 20, FE 35, MF 35, 35X, MF 65	MF 100 (UK) Series	MF 130, 133, 135/148 MKIII/135/145 V/S, 148, 152, 152 MKIII/152 V/S, 155, 158, 158 MKIII/158 F/S/V, 165/168/185/188, 165 MKIII/178, 168 MKIII/ 168 F/S						




①



②



③



④

*Part number is used in other MF series models.

Part Number	Description	TE 20, FE 35, MF 35, MF 35X, MF 65	MF 100 (UK) Series	MF 100 (FR) Series	MF 200 (UK & FR) Series	MF 200 (TR) Series	MF 300 Series	MF 500 Series	MF 600 Series
Starter Motors									
3597426M3* ④	Starter Motor (12v 2.2kW)			MF 133/ 135 MKII/ 135 V, 135/148 MKII/ 135/145 V/S, 145 MKII/ 145 V, 152 MKII/ 152 F/S/V	MF 230, 235, 240, 245, 250, 255	MF 230, 240, 240S	MF 350, 355, 360		
3763362M94*	Starter Motor (12v 2.8kW)		MF 165, 168, 175, 178, 185, 188	MF 165/168/185/188, 165 MKII/178, 168 MKII/168 F/S	MF 265, 275, 285, 290, 298	MF 265S, 275, 285S, 290	MF 362, 365, 375, 375E, 390, 390E, 390T, 398, 399	MF 565, 575, 590, 592, 595, 595MKII	MF 600 Series
3763363M92* ⑤	Starter Motor (12 V 2.8 kW)		MF 135, 148, 165	MF 133/ 135 MKII/ 135 V, 135/148 MKII/ 135/145 V/S, 145 MKII/ 145 V, 152, 152 MKII/ 152 F/S/V, 155, 158, 158 MKII/ 158 F/S/V, 165, 165 MKII/ 178, 168 MKII/ 168 F/S	MF 230, 235, 240, 245, 250, 255, 260	MF 230, 240, 240S	MF 340, 342, 350, 352, 355, 360, 365	MF 550, 560	
3821818M94* ⑥	Starter Motor (12v 3kW)				MF 235, 245, 250, 255, 260, 265, 275, 285, 290, 298		MF 375E, 390E		



⑤



⑥



⑦

*Part number is used in other MF series models.

10+

ROTATING ELECTRICS

MF 35 - MF 600 Series

Part Number	Description	TE 20, FE 35, MF 35, MF 35X, MF 65	MF 100 (UK) Series	MF 100 (FR) Series	MF 200 (UK & FR) Series	MF 200 (TR) Series	MF 300 Series	MF 500 Series	MF 600 Series
3821819M91* 	Starter Motor				MF 230, 240				
3904366M91*	Solenoid Kit				MF 275, 290		MF 375E, 390E		

ROTATING ELECTRICS

MF 2000 - MF 8200 Series


Part Number	Description	MF 2000/5 Series	MF 3000 Series	MF 3100 Series	MF 3600 Series	MF 4200 Series	MF 4300 Series	MF 5400 (Tier 2) Series	MF 6100 Series	MF 6200 Series	MF 6400 Series	MF 8100 Series	MF 8200 Series
Alternators													
3619488M00	Alternator		MF 3085, 3095	MF 3115, 3125	MF 3635, 3645, 3655								
3788017M92	Alternator (120 Amp)							MF 5425, 5435, 5445, 5460, 5465		MF 6200 Series			MF 8210, 8220
3789453M92	Alternator (150 Amp)										MF 6485, 6490, 6495, 6497, 6499		
3821974M91	Alternator (80 Amp)							MF 5425, 5435, 5445, 5455, 5460, 5465		MF 6200 Series	MF 6445, 6455, 6460, 6465, 6470, 6475, 6480		MF 8210, 8220
3821976M92	Alternator (120 Amp)										MF 6445, 6455, 6460, 6465, 6470, 6475, 6480, 6497, 6499		MF 8240, 8250, 8260

*Part number is used in other MF series models.

370 | ROTATING ELECTRICS

www.masseyferguson.com


Part Number	Description	MF 2000/5 Series	MF 3000 Series	MF 3100 Series	MF 3600 Series	MF 4200 Series	MF 4300 Series	MF 5400 (Tier 2) Series	MF 6100 Series	MF 6200 Series	MF 6400 Series	MF 8100 Series	MF 8200 Series
3933142M91* ⑧	Alternator (12V 70A) Valeo		MF 3085, 3095	MF 3100 Series	MF 3635, 3645, 3655, 3670, 3680, 3690	MF 4200 Series			MF 6100 Series	MF 6200 Series		MF 8110, 8120, 8130, 8140, 8160, 8160	MF 8210, 8220
3933144M91*	Alternator (12V 70A)	MF 2000/5 Series	MF 3050, 3060, 3065, 3070, 3080, 3090		MF 3610, 3630, 3650						MF 6485, 6490, 6495		
4271312M91	Alternator (120 Amp)												
71370306 ⑨	Alternator											MF 8170, 8180	
Starter Motors													
3473296M91 ⑩	Solenoid	MF 2620 >, 2625, 2645, 2680 > , 2685, 2725	MF 3080, 3090		MF 3610, 3630, 3650								
3581576M93* ⑪	Starter Motor (12v 2.8kW) Magneti Marelli		MF 3085, 3095	MF 3100 Series	MF 3635, 3645, 3655, 3670, 3680, 3690				MF 6160, 6170, 6180, 6190	MF 6260, 6270, 6280, 6290		MF 8110, 8120, 8130, 8140, 8150, 8160	MF 8210, 8220, 8240, 8250, 8260
3763362M94*	Starter Motor (12v 2.8kW)		MF 3050, 3060, 3065, 3070, 3075			MF 4225, 4235, 4240, 4245, 4256, 4260, 4270			MF 6110, 6120, 6130, 6140, 6150, 6160, 6170, 6180				
3763363M92* ⑫	Starter Motor (12 V 2.8 kW)					MF 4215, 4220							



⑧




⑨



⑩



⑪



⑫



⑬





⑭

*Part number is used in other MF series models.



Part Number	Description	MF 2000/5 Series	MF 3000 Series	MF 3100 Series	MF 3600 Series	MF 4200 Series	MF 4300 Series	MF 5400 (Tier 2) Series	MF 6100 Series	MF 6200 Series	MF 6400 Series	MF 8100 Series	MF 8200 Series
3821818M94* (13)	Starter Motor					MF 4225, 4235, 4240, 4245, 4255, 4260, 4265, 4270 >	MF 4325, 4335, 4345, 4355, 4360, 4365, 4370	MF 5425, 5435, 5445, 5455, 5460		MF 6235, 6245, 6255, 6265	MF 6445, 6455, 6460, 6470		
3821819M91* (14)	Starter Motor						MF 4315, 4320						
3823621M95	Starter Motor							MF 5465, 5470		MF 6260, 6270, 6280, 6290	MF 6465, 6475, 6480, 6485, 6490, 6495, 6497, 6499	MF 8170, 8180	MF 8200 Series
3904366M91*	Solenoid Kit					MF 4225, 4235, 4240, 4245, 4255, 4260, 4265, 4270	MF 4325, 4335, 4345, 4355, 4360, 4365, 4370	MF 5425, 5435, 5445, 5455, 5460, 5465, 5470		MF 6200 Series	MF 6400 Series		MF 8210, 8220
3931421M91	Starter Motor (12v 2.8kw)	MF 2000/5 Series	MF 3080, 3090		MF 3610, 3630, 3650								



*Part number is used in other MF series models.

ROTATING ELECTRICS

MF 100 (IT) - MF 3400 (IT) Series

Part Number	Description	MF 100 (IT) Series	MF 200 (IT) Series	MF 300 (IT) Series	MF 1000 (IT) Series	MF 3300 (IT) Series	MF 3400 (IT) Series
Alternators							
3933142M91* ⁽¹⁵⁾	Alternator (12V 70A) Valeo	MF 134V, 154, 154 F, 154 S, 154 V, 164T/ F/S/V, 174 F, 184 F, 184 F	MF 233, 234 CF, 244 CF, 253, 254, 254 CF/ S, 263T, 264T, 264T CF, 264T S, 274C/ CF, 284, 294, 294C	MF 333, 334 V, 353, 353 LX/ S, 354 AQ/FO/SO/WQ, 354 F/S/V, 354 SP-FP-AP-GE, 356 CF, 363, 363 LX/ S, 364 AQ/FO/SQ/WQ, 364 F/S/V, 364 SP-FP-AP-GE, 364 CF, 366 CF, 367 CF, 373, 373 LX S, 374 AQ/FO/SQ/ VQ, 374 FH/S/V, 374 SP-FP-AP-GE, 376 C/CF/XCF, 377, 383, 383 LX S, 384 AQ/FO/SO/WQ, 384 F/S/V, 384 SP-FP-AP-GE, 387, 393, 393 LX/ S, 394 AQ/FO/SQ, 394 FH/S, 394 SP-FP-AP-GE, 394C, 396, 396C/ CF, 397, 397T	MF 1000 Series		
Dynamos							
897104M92* ⁽¹⁶⁾	Dynamo	MF 134C, 154, 154 C, 174, 174 C, 184, 194	MF 254, 254 S				



(18)



(19)

*Part number is used in other MF series models.



Part Number	Description	MF 100 (IT) Series	MF 200 (IT) Series	MF 300 (IT) Series	MF 1000 (IT) Series	MF 3300 (IT) Series	MF 3400 (IT) Series
Starter Motors							
3597426M3* (17)	Starter Motor (12v 2.2kW)	MF 134C/V, 154, 154 C, 154 F, 154 S, 154 V, 164T/F/S/V	MF 233, 234 C/CF/S, 244 CF, 253, 254, 254 C/CF/S, 263T, 264T, 264T CF, 264T S	MF 333, 334 V, 353 S, 354 F/S/V, 363 S, 364 F/S/V, 364 CF			
3650746M91 (18)	Starter Motor Iskra			MF 353, 353 LX, 354 A0/F0/S0/V0, 354 F/V, 354 SP-FP-AP-GE, 356 CF, 363, 363 LX, 364 A0/F0/S0/V0, 364 F/V, 364 SP-FP-AP-GE, 366 CF			
3763362M94*	Starter Motor (12v 2.8kW)	MF 174, 174 C, 174 F/S/V, 184, 184 F/S, 194, 194 C, 194 F/S	MF 273, 274, 274C/CF/S/SK, 283, 284, 284 S, 293, 294, 294C, 294S	MF 373 S, 374 F/H/S/V, 383 S, 393 S, 394 F/H/S, 394C	MF 1000 Series	MF 3330F, 3330FE, 3330GE, 3330S, 3330V, 3340C, 3340F, 3340FE, 3340GE, 3340S, 3340V, 3350C, 3350F, 3350FE, 3350GE, 3350S, 3355C, 3355F, 3355FE, 3355GE, 3355S	
3821818M94* (19)	Starter Motor (12v 3.0kW)	MF 174F, 184F, 194F, 194S	MF 274SK, 294S	MF 367 CF, 373, 373 LX/S, 374 A0/F0/S0/V0, 374 F/H/V, 374 SP-FP-AP-GE, 376 C/CF/XCF, 377, 383, 383 LX/S, 384 A0/F0/S0/V0, 384 F/V, 384 SP-FP-AP-GE, 387, 393, 393 LX/TLX/S, 394 A0/F0/SQ, 394 F/H, 394 SP-FP-AP-GE, 394T AQ, 396C/CF/C1, 397, 397T	MF 1000 Series	MF 3315F, 3315FE, 3315GE, 3315S, 3315V, 3325F, 3325FE, 3325GE, 3325S, 3325V	MF 3400 Series

*Part number is used in other MF series models.

10⁺ | SEATS




10+

SEATS

MF 35 - MF 600 Series



Part Number	Description	TE 20, FE 35, MF 35, MF 35X, MF 65	MF 100 (UK) Series	MF 100 (FR) Series	MF 200 (UK & FR) Series	MF 200 (TR) Series	MF 300 Series	MF 500 Series	MF 600 Series
1883238M91 ①	Back Rest	MF 35, MF 35X, MF 65	MF 100 (UK) Series	MF 130, 133, 135, 145, 165	MF 230, 240, 245, 265, 275, 290				
1884576M91 ②	Cushion	MF 35, MF 35X, MF 65	MF 100 (UK) Series		MF 230, 240, 245, 265, 275, 290				
3817644M92* ③	Seat Assembly		MF 135, 165, 168, 175, 178, 185, 188	MF 130, 133, 135, 135/148 MKIIV/135/145 V/S, 152, 152 MKIIV/152 F/S/V, 155, 158, 158 MKIIV/158 F/S, 165/168/185/188, 165 MKIIV/178, 168 MKIIV/168 F	MF 200 Series		MF 340, 350, 355, 360, 362, 365, 375, 375E, 390, 390E, 390T, 398, 399		
3901818M92 ④	Seat Assembly				MF 230, 240, 250, 275, 290		MF 340, 350, 355, 360, 362, 365, 375, 375E, 390, 390E, 390T, 398, 399		
3931909M91 ⑤	Seat Assembly	MF 35, MF 35X, MF 65	MF 100 (UK) Series		MF 230, 240, 245, 265, 275, 290				



*Part number is used in other MF series models.

SEATS

MF 2000 - MF 8200 Series

Part Number	Description	MF 2000 / 5 Series	MF 3000 Series	MF 3100 Series	MF 3600 Series	MF 4200 Series Footstep Tractors	MF 4300 Series Footstep Tractors	MF 5400 Series (Tier 2) Tractors	MF 6100 Series	MF 6200 Series Platform Tractors	MF 6400 Series (Tier 2) Series	MF 8100 Series Platform Tractors	MF 8200 Series Platform Tractors
381764M92* ③	Seat Assembly					MF 4225, 4235, 4240, 4245, 4255, 4260, 4265, 4270	MF 4300 Series Footstep Tractors	MF 5425, 5435, 5445, 5455, 5460		MF 6260, 6270, 6280, 6290		MF 8110, 8120, 8130, 8140, 8150, 8160	MF 8210, 8220
3931093M92 ⑥	Seat Assembly		MF 3050, 3060, 3065, 3070, 3075, 3080, 3085, 3095	MF 3100 Series	MF 3635, 3645, 3655, 3670, 3680, 3690								

SEATS

MF 100 (IT) - MF 3400 (IT) Series

Part Number	Description	MF 100 (IT) Series	MF 200 (IT) Series	MF 300 (IT) Series	MF 1000 (IT) Series	MF 3300 (IT) Series	MF 3400 (IT) Series
381764M92* ③	Seat Assembly	MF 154, 154 F, 154 S, 164 T / F / S, 174, 174 F, 174 S, 184, 184 F, 184 S, 194, 194 F, 194 S	MF 233, 234 S, 253, 254, 263 T, 264 T, 273, 274, 274 SK, 283, 284, 293, 294, 294 S	MF 333, 353, 353 S, 354 F / S, 363, 363 S, 364 F / S, 373, 373 S, 374 F / H / S, 374 SP-PP-AP-6E, 377, 383, 383 S, 384 F / S, 387, 393 S, 394 F / H / S, 397, 397 T	MF 1014		

*Part number is used in other MF series models.

www.10plus-live.com



www.masseyferguson.com

378 |



10⁺ | SHEET METAL





Part Number	Description	TE 20, FE 35, MF 35, MF 35X, MF 65	MF 100 (UK) Series	MF 100 (FR) Series	MF 200 (UK & FR) Series	MF 200 (TR) Series	MF 300 Series	MF 500 Series	MF 600 Series
Badge Bars									
377045X1	Screw - Badge Bar Fixing		MF 100 (UK) Series						
883111M2	Badge Bar		MF 135, 165, 175, 175S, 178						
1860156M1 ①	Badge Bar		MF 100 (UK) Series						
Bonnets									
1415 ②	Ferguson Badge - Bonnet - Front	TE 20							
826686M1	MF Triple Triangle Badge - Bonnet - Front	FE 35, MF 35 >107892							
828136M1	MF Triple Triangle Badge - Bonnet - Front	MF 35, MF 35X <107893							
1874520M91 ③	Strap				MF 265, 275, 285, 290, 298	MF 265S, 275, 285S, 290	MF 375E, 390E		
1694917P92 ④	Cover				MF 230, 240, 250	MF 265S, 275, 285S, 290	MF 340, 342, 350, 352, 355, 360, 362, 365, 375, 390, 390T, 398, 399		
1672960M93	Bonnet				MF 265, 275, 290	MF 265S, 285S	MF 375E		
1672961M93 ⑤	Bonnet				MF 275, 285, 290	MF 265S, 275, 285S, 290	MF 375E, 390E		
Decals									
196199M1	Emblem - Hood (LH)	MF 35, MF 35X, MF 65	MF 135, 165, 175, 178	MF 133/135					
3406970M91	Decal Kit	MF 35							
3406972M91	Decal Kit		MF 135						

*Part number is used in other MF series models.



①



②




③




④



⑤



⑥



⑦

Part Number	Description	TE 20, FE 35, MF 35, MF 35X, MF 65	MF 100 (UK) Series	MF 100 (FR) Series	MF 200 (UK & FR) Series	MF 200 (TR) Series	MF 300 Series	MF 500 Series	MF 600 Series
3406974M91	Decal Kit		MF 165						
3406976M91 ⑥	Decal Kit		MF 185						
3406978M92	Decal Kit 240			MF 240	MF 240	MF 240			
3406981M91	Decal Kit 265			MF 265	MF 265				
3406983M92	Decal Kit 275			MF 275	MF 275				
3406985M92	Decal Kit 290			MF 290	MF 290				
3900323M92	Decal Kit 398						MF 398		
3900332M91	Decal Kit 699								MF 699
3900333M91	Decal Kit 65	MF 65							
3900614M91	Decal Kit 230				MF 230	MF 230			
Fan Guards									
0013569U91 ⑦	Safety Fender Assembly (RH)					MF 230, 240, 240S			
0013570U91	Safety Fender Assembly (LH)					MF 230, 240, 240S			

*Part number is used in other MF series models.




Part Number	Description	TE 20, FE 35, MF 35, MF 35X, MF 65	MF 100 (UK) Series	MF 100 (FR) Series	MF 200 (UK & FR) Series	MF 200 (TR) Series	MF 300 Series	MF 500 Series	MF 600 Series
1668721M1 ⁽⁸⁾	Trim - Fan Guard		MF 100 (UK) Series	MF 133/135 MKIII/135 V, 135/148 MKIII/135/145 V/S, 145 MKIII/145 V, 152, 152 MKIII/152 F/S/V, 155, 158, 158 MKIII/158 F/S/V, 165/168/185/188, 165 MKIII/178, 168 MKIII/168 F/S	MF 230, 235, 240, 245, 250, 255, 260, 265, 275, 285, 290			MF 550, 560, 565, 575, 590	MF 675, 690
1673818M1	Fan Guard				MF 230, 235, 240, 245, 250				
1673819M1 ⁽⁹⁾	Fan Guard				MF 230, 240, 250				
Fenders									
001807U92	Shell Fender Assembly (LH)					MF 230, 240, 240S			
001808U91 ⁽¹⁰⁾	Shell Fender Assembly (RH)					MF 230, 240, 240S			
3611612P91	Fender Assembly (LH)						MF 365, 375, 390, 390T, 398, 399		
3611613P91	Fender Assembly (RH)						MF 365, 375, 390, 390T, 398, 399		
885695M93	Fender - Flat Top (LH)		MF 165 (High Clearance), 168, 175, 175S, 178, 185, 188		MF 265, 275, 290				
885696M93 ⁽¹¹⁾	Fender - Flat Top (RH)		MF 165 (High Clearance), 168, 175, 175S, 178, 185, 188		MF 265, 275, 290				
1811152M91	Fender Extension Kit		MF 135, 148, 165		MF 240, 250				
3611331P2	Fender Extension - Front							MF 365, 375, 390, 390T, 398, 399	


*Part number is used in other MF series models.




8




9



10



11



12



13



14

Part Number	Description	TE 20, FE 35, MF 35, MF 35X, MF 65	MF 100 (UK) Series	MF 100 (FR) Series	MF 200 (UK & FR) Series	MF 200 (TR) Series	MF 300 Series	MF 500 Series	MF 600 Series
3611332P2	Fender Extension - Front						MF 365, 375, 390, 390T, 398, 399		
3611608M93	Fender Stiffener Bracket (LH)						MF 342, 352, 362, 365, 375, 390, 390T, 398, 399		
3611609M93	Fender Stiffener Bracket (RH)						MF 342, 352, 362, 365, 375, 390, 390T, 398, 399		
1884286M97	Safety Fender Assembly (RH)		MF 135, 148, 165		MF 230, 240, 250	MF 240S			
1884287M97	Safety Fender Assembly (LH)		MF 135, 148, 165		MF 230, 240, 250	MF 240S			
1885023M95	Fender - Flat Top (LH)		MF 135, 148, 165 (Standard Clearance)		MF 240, 265, 275				
1885024M95	Fender - Flat Top (RH)		MF 135, 148, 165 (Standard Clearance)		MF 240, 265, 275				
3699079P95*	Fender - Flat Top (LH)						MF 350, 355, 360, 362, 365, 375, 390, 390T, 398, 399		
3699080P94*	Fender - Flat Top (RH)						MF 350, 355, 360, 362, 365, 375, 390, 390T, 398, 399		
3933381M91*	Fender Assembly			MF 130, 133, 135, 145, 152, 155, 158, 165/ 168/ 185/ 188, 165 MKIII/ 178	MF 200 Series		MF 375E, 390E		
Footsteps									
880096M5	Footstep (RH)		MF 135		MF 230, 240		MF 340		
881719M1	Footstep Support Bracket	MF 65	MF 135, 148	MF 133, 135, 145	MF 230, 240, 250		MF 340		
892762M6	Footstep (LH)	FE 35, MF 35, MF 35X	MF 135		MF 230, 240				

*Part number is used in other MF series models.



Part Number	Description	TE 20, FE 35, MF 35, MF 35X, MF 65	MF 100 (UK) Series	MF 100 (FR) Series	MF 200 (UK & FR) Series	MF 200 (TR) Series	MF 300 Series	MF 500 Series	MF 600 Series
892765M3	Footstep Support Plate (RH)	FE 35, MF 35, MF 35X	MF 135, 148	MF 133, 135, 145	MF 230, 240, 250				
1672995M91	Footstep (LH)				MF 230, 240				
Front Grilles									
1623A02501	Front Grille Assembly				MF 265, 275, 285, 290	MF 265S, 285S	MF 375E, 390E	MF 565, 575, 590	
9523	Grille (LH)	TE 20							
9524	Grille (RH)	TE 20							
826874M1*	Clip	FE 35, MF 35, MF 35X, MF 65							
882972M2	Sealing Panel		MF 135, 148	MF 133/ 135 MKIII/ 135 V, 135/ 148 MKIII/ 135/ 145 V/S, 145 MKIII/ 145 V, 152, 152 MKIII/ 152 F/S/V					



*Part number is used in other MF series models.

Part Number	Description	TE 20, FE 35, MF 35, MF 35X, MF 65	MF 100 (UK) Series	MF 100 (FR) Series	MF 200 (UK & FR) Series	MF 200 (TR) Series	MF 300 Series	MF 500 Series	MF 600 Series
883159M2	Front Grille - Upper		MF 100 (UK) Series	MF 133/ 135 MKIII/ 135 V, 135/ 148 MKIII/ 135/ 145 V/S, 145, 152, 152 MKIII/ 152 F/S, 155, 158 MKIII/ 168 S, 165/ 168/ 185/ 188, 165 MKIII/ 178, 168 MKIII/ 168 S					
884059M91	Spacer - Front Grille		MF 165, 175, 175S, 178, 185, 188	MF 165/ 168/ 185/ 188, 165 MKIII/ 178, 168 MKIII/ 168 F/S					
897819M1	Fastener - Grille Door		MF 135, 165, 175, 178, 188	MF 133/ 135 MKIII/ 135 V, 135/ 148 MKIII/ 135/ 145 V/S, 145 MKIII/ 145 V, 152, 152 MKIII/ 152 F/S/V, 158 MKIII/ 158 F/S/V, 165/ 168/ 185/ 188, 165 MKIII/ 178, 168 MKIII/ 168 F/S					
897821V1 ⁽¹⁸⁾	Pan - Front Grille		MF 135, 148	MF 133, 135, 145, 152					
897900M91	Spacer - Front Grille		MF 165						
1876198M91	Grille - Upper				MF 265, 275, 285, 290, 298			MF 565, 575, 590, 592, 595, 595MKII	
1886315M91	Front Grille Assembly		MF 165, 168, 175, 175S, 178, 185, 188						
1886316M1	Pan - Front Grille		MF 165, 168, 175, 175S, 178, 185, 188	MF 168 MKIII/ 168 F/S					
1860167V91	Front Grille Assembly		MF 165, 168, 175, 175S, 178, 185, 188						
1860171M1	Screw - Headlamp Fixing		MF 135, 148, 165, 168, 175, 178, 185, 188						
1877937M91*	Grille				MF 235, 245, 250, 255, 260			MF 550, 560	
3701928M91* ⁽¹⁹⁾	Front Grille Assembly				MF 230, 240, 250, 260	MF 240S			
3701922M91 ⁽²⁰⁾	Grille Low Profile						MF 365, 375, 390, 390T, 398		
3701923M91	Grille High Profile						MF 365, 375, 390, 390T, 398, 399		
3701931M91 ⁽²¹⁾	Front Grille Assembly				MF 265, 275, 285, 290, 298	MF 265S, 275, 285S, 290	MF 375E, 390E	MF 565, 575, 590	MF 600 Series

*Part number is used in other MF series models.



Part Number	Description	TE 20, FE 35, MF 35, MF 35X, MF 65	MF 100 (UK) Series	MF 100 (FR) Series	MF 200 (UK & FR) Series	MF 200 (TR) Series	MF 300 Series	MF 500 Series	MF 600 Series
General									
898547M1 ⁽²²⁾	Bracket - Battery Clamp		MF 135, 148	MF 133/ 135 MKIII/ 135 V, 135/148 MKIII/ 135/ 145 V/S, 145, 145 MKIII/ 145 V, 152, 152 MKIII/ 152 F/S/V	MF 230, 240, 250	MF 230, 240, 240S			
Grilles									
1678070M1* ⁽²³⁾	MF Emblem				MF 235, 240, 245, 250, 255, 265, 275, 290			MF 550, 560, 565, 575, 590, 595, 595MKII	
1682944M91*	MF Emblem			MF 133/ 135 MKIII/ 135 V, 135/ 148 MKIII/ 135/ 145 V/S, 145 MKIII/ 145 V, 152 MKIII/ 152 F/S/V, 158 MKIII/ 158 F/S/V, 168 MKIII/ 168 F/S	MF 235, 245, 250, 255, 260, 265, 275, 285, 290, 298	MF 240S, 265S, 285S		MF 500 Series	MF 600 Series
Headlamp Frames									
1694993M5 ⁽²⁴⁾	Headlamp Frame Front: Headlamp Surround				MF 240 4WD			MF 340, 342, 350, 352, 355, 360, 362, 365, 375, 390, 390T, 398, 399	
Hoods									
826870M1	Rod	FE 35, MF 35, MF 35X							
827901M1	Washer	FE 35, MF 35, MF 35X	MF 100 (UK) Series	MF 130, 133/ 135 MKIII/ 135 V, 135/ 148 MKIII/ 135/ 145 V/S, 145, 152, 152 MKIII/ 152 SV, 155, 158, 158 MKIII/ 158 S, 165/ 168/ 185/ 188, 165 MKIII/ 178, 168 MKIII/ 168 S					
828061M2 ⁽²⁵⁾	Access Panel	MF 35, MF 35X							
828223M91	Fastener - Access Panel	MF 35, MF 35X							

*Part number is used in other MF series models.




(22)



(23)



(24)




(25)



(26)



(27)



(28)

Part Number	Description	TE 20, FE 35, MF 35, MF 35X, MF 65	MF 100 (UK) Series	MF 100 (FR) Series	MF 200 (UK & FR) Series	MF 200 (TR) Series	MF 300 Series	MF 500 Series	MF 600 Series
828301M1	Bush - Access Panel Fastener	MF 35, MF 35X	MF 100 (UK) Series	MF 133/ 135 MKII/ 135 V, 135/ 148 MKII/ 135/ 145 V/S, 145, 145 MKII/ 145 V, 152, 152 MKII/ 152 F/S/V, 155, 158, 158 MKII/ 158 F/S/V, 165/ 168/ 185/ 188, 165 MKII/ 178, 168 MKII/ 168 S					
885365M91 (26)	Fastener - Access Panel		MF 135, 148, 165, 175, 178	MF 133/ 135 MKII/ 135 V, 135/ 148 MKII/ 135/ 145 V/S, 145, 145 MKII/ 145 V, 152, 152 MKII/ 152 F/S/V, 155, 158, 158 MKII/ 158 F/S/V, 165/ 168/ 185/ 188, 165 MKII/ 178, 168 MKII/ 168 F/S					
897797M1	Strap		MF 100 (UK) Series	MF 133/ 135 MKII/ 135 V, 135/ 148 MKII/ 135/ 145 V/S, 145, 145 MKII/ 145 V, 152, 152 MKII/ 152 F/S/V, 155, 158, 158 MKII/ 158 F/S/V, 165/ 168/ 185/ 188, 165 MKII/ 178, 168 MKII/ 168 F/S					
1672953M94 (27)	Battery Access Panel				MF 230, 240, 250	MF 230, 240, 240S			
169493P97	Top Panel						MF 365, 375, 390, 390T, 398		
1865460M1	Medallion - 135		MF 135	MF 133, 135					
1885049M91	Access Panel		MF 165, 168, 175, 175S, 178, 188	MF 165/ 168/ 185/ 188, 165 MKII/ 178, 168 MKII/ 168 F/S	MF 260				
3614689M91 (28)	Hood Assembly				MF 230, 240, 250				

*Part number is used in other MF series models.



Part Number	Description	TE 20, FE 35, MF 35, MF 35X, MF 65	MF 100 (UK) Series	MF 100 (FR) Series	MF 200 (UK & FR) Series	MF 200 (TR) Series	MF 300 Series	MF 500 Series	MF 600 Series
3697503M91	Fastener - Battery Access Panel		MF 135, 148		MF 230, 240, 250	MF 230, 240, 240S			
3697716M1 (29)	Moulding - Wrapper To Hood Low Profile						MF 365, 375, 390, 390T, 398		
3697717M1	Moulding - Wrapper To Hood High Profile						MF 365, 375, 390, 390T, 398		
3700008P91 (30)	Side Panel (LH)						MF 365, 375, 390, 390T, 398		
3700009P91	Side Panel (RH)						MF 365, 375, 390, 390T, 398		
Instrument Panels									
1862896M91	Battery Access Panel		MF 165, 168, 175, 175S, 178, 185, 188	MF 165/168/185/188, 168 MKIII/168 FS					
3597336M2	Side Panel (LH)						MF 365, 375, 390, 390T, 398, 399		
3597337M2	Side Panel (RH)						MF 365, 375, 390, 390T, 398, 399		
3763331M1 (31)	Instrument Panel - Lower		MF 135, 148		MF 230, 240, 250	MF 230, 240, 240S			
Number Plates									
3762569M91	Number Plate Assembly		MF 100 (UK) Series		MF 230, 240, 250, 265, 275, 290		MF 340		
Side Panels									
180718M1 (32)	Bolt - Side Panel Fixing	FE 35, MF 35, MF 35X							
826815M91	Side Panel (RH)	FE 35, MF 35							
826816M91	Side Panel (LH)	FE 35, MF 35							
847844M91	Side Panel (RH)		MF 165, 168, 175, 178, 188	MF 165/168/185/188, 165 MKIII/178					

*Part number is used in other MF series models.

Part Number	Description	TE 20, FE 35, MF 35, MF 35X, MF 65	MF 100 (UK) Series	MF 100 (FR) Series	MF 200 (UK & FR) Series	MF 200 (TR) Series	MF 300 Series	MF 500 Series	MF 600 Series
847845M91 ⁽³³⁾	Side Panel (LH)	MF 165, 168, 175, 178, 188	MF 165/168/185/188, 165 MKII/178						
961395M3	Side Panel (RH)	MF 135	MF 133/135 MKII/135 V, 135/148 MKIII/135/145 V/S, 145 MKII/145 V, 152 MKIII/152 F/S/V						
1669666M95	Panel (RH)			MF 265, 275, 285, 290	MF 265S, 275, 285S, 290	MF 375E, 390E		MF 565	
1669667M96 ⁽³⁴⁾	Panel (LH)			MF 265, 275, 285, 290	MF 265S, 275, 285S, 290	MF 375E, 390E		MF 565	
1672786M2	Panel (RH)			MF 230, 240, 250	MF 230, 240, 240S				
1672787M2	Panel (LH)			MF 230, 240, 250	MF 230, 240, 240S				
1809348M2	Side Panel (RH)	MF 135	MF 133/135 MKII/135 V, 135/148 MKIII/135/145 V/S, 145 MKII/145 V, 152 MKIII/152 F/S/V						
1883031M1 ⁽³⁵⁾	Seal			MF 230, 240, 250	MF 230, 240, 240S				
1883373M2	Side Panel (RH)	MF 165, 168, 175, 175S, 178, 185, 188	MF 165/168/185/188, 165 MKII/178, 168 MKIII/168 F/S						
1883374M1	Side Panel (LH)	MF 165, 168, 175, 175S, 178, 185, 188	MF 165/168/185/188, 165 MKII/178, 168 MKIII/168 F/S						
3698940M91	Side Panel (LH) - Low Profile						MF 365, 375, 390, 390T, 398		
3698941M91	Side Panel (RH) - Low Profile						MF 365, 375, 390, 390T, 398		
3699001M91	Side Panel (LH) - High Profile						M 365, 375, 390, 390T, 398, 399		



*Part number is used in other MF series models.



Part Number	Description	TE 20, FE 35, MF 35, MF 35X, MF 65	MF 100 (UK) Series	MF 100 (FR) Series	MF 200 (UK & FR) Series	MF 200 (TR) Series	MF 300 Series	MF 500 Series	MF 600 Series
3699002P91	Side Panel (RH) - High Profile						M 365, 375, 390, 390T, 398, 399		
Tool Box									
001696U91 ⁽³⁶⁾	Tool box	TE 20, FE 35, MF 35, MF 35X, MF 65		MF 130, 133, 135, 135/148 MKII/ 135/145 V/S, 145, 152, 152 MKII/ 152 F/S/V, 155, 158, 158 MKII/ 158 F/S/V, 168 MKII/ 168 S		MF 230, 240, 240S, 265S, 285S			
826808M1	Clip - Toolbox Fixing	TE 20, FE 35, MF 35, MF 35X		MF 133, 135, 145					
909616M95* ⁽³⁷⁾	Tool Box Assembly		MF 135, 148, 165, 168	MF 130, 133, 135, 145, 152, 155, 158, 165/168/185/188, 165 MKII/178, 168 MKII/168 F/S	MF 230, 235, 240, 245, 250, 265, 275, 290, 298		MF 340, 375E, 390E	MF 550, 560, 565, 575, 590	MF 600 Series
1696186M94* ⁽³⁸⁾	Tool Box Assembly						MF 340, 342, 350, 352, 360, 362, 365, 375, 375E, 390, 390E, 390T, 398, 399		
1861651M91 ⁽³⁹⁾	Tool Box Lid		MF 100 (UK) Series	MF 133, 135, 145, 155, 165 MKII/ 178	MF 240, 250, 265, 275, 290				
Wrappers									
1682961M93 ⁽⁴⁰⁾	Wrapper Assembly				MF 230, 240, 250				
1623A04701	Wrapper Assembly				MF 265, 275, 285, 290	MF 265S, 285S	MF 375E, 390E	MF 565, 575, 590	
1876153M1* ⁽⁴¹⁾	Moulding				MF 235, 245, 250, 255, 260, 265, 275, 285, 290, 298	MF 265S, 275, 285S, 290	MF 375E, 390E	MF 500 Series	
3698944M92	Wrapper Assembly - Low Profile						MF 365, 375, 390, 390T, 398		
3698977P92	Wrapper Assembly - High Profile						MF 365, 375, 390, 390T, 398, 399		
3698994M92 ⁽⁴²⁾	Bulkhead - High Profile						MF 365, 375, 390, 390T, 398		

*Part number is used in other MF series models.



36




37



38



39



40



41



42

SHEET METAL

MF 2000 - MF 8200 Series

Part Number	Description	MF 2000/5 Series	MF 3000 Series	MF 3100 Series	MF 3600 Series	MF 4200 Series	MF 4300 Series	MF 5400 (Tier 2) Series	MF 6100 Series	MF 6200 Series	MF 6400 (Tier 2) Series	MF 8100 Series	MF 8200 Series
Caps													
3800373M1	Cap - Radiator Header Tank Access					MF 4200 Series	MF 4300 Series	MF 5425, 5435, 5445, 5455		MF 6200 Series	MF 6445, 6455, 6497, 6499		MF 8210, 8220, 8240, 8250, 8260
4271259M4	Cap - Radiator Header Tank Access							MF 5460, 5465 5470			MF 6460, 6465, 6470, 6475, 6480, 6485, 6490, 6495		
Decals													
3902037M91	Decal Kit 3115			MF 3115									
Fan Guards													
3385423M91	Fender Assembly (RH)		MF 3000 Series	MF 3100 Series	MF 3600 Series								
3385424M91	Fender Assembly (LH)		MF 3000 Series	MF 3100 Series	MF 3600 Series								

*Part number is used in other MF series models.



Part Number	Description	MF 2000/5 Series	MF 3000 Series	MF 3100 Series	MF 3600 Series	MF 4200 Series	MF 4300 Series	MF 5400 (Tier 2) Series	MF 6100 Series	MF 6200 Series	MF 6400 (Tier 2) Series	MF 8100 Series	MF 8200 Series
Fenders													
3699079P95* (43)	Fender - Flat Top (LH)					MF 4225, 4235, 4240, 4245, 4255, 4260, 4265, 4270	MF 4325, 4335, 4345, 4355, 4360, 4365, 4370						
3699080P94*	Fender - Flat Top (RH)					MF 4225, 4235, 4240, 4245, 4255, 4260, 4265, 4270	MF 4325, 4335, 4345, 4355, 4360, 4365, 4370						
Front Grilles													
826874M1* (44)	Clip				MF 3670, 3680, 3690								
3388199M92 (45)	Grille			MF 3125	MF 3610, 3630, 3635, 3645, 3650, 3655								
3787203M3	Front Grille							MF 5400 Series			MF 6400 Series		
3805876M91 (46)	Grille					MF 4225, 4235, 4240, 4245, 4255, 4260, 4265, 4270	MF 4325, 4335, 4345, 4355, 4360, 4365, 4370			MF 6200 Series			MF 8210, 8220, 8240, 8250, 8260
3810158M91 (47)	Front Grille Steep Nose					MF 4215, 4220, 4225, 4235, 4240, 4245, 4255, 4265	MF 4315, 4320, 4325, 4335, 4345, 4355			MF 6235, 6245, 6255			
4272102M97	Front Grille Steep Nose							MF 5425, 5435, 5445, 5455			MF 6445, 6455		
Grilles													
1678070M1* (49)	MF Emblem	MF 2620, 2640, 2680											
1682944M91* (48)	MF Emblem	MF 2000/5 Series											


*Part number is used in other MF series models.



(43)



(44)



(45)



(46)



(47)



(48)



(49)

Part Number	Description	MF 2000/5 Series	MF 3000 Series	MF 3100 Series	MF 3600 Series	MF 4200 Series	MF 4300 Series	MF 5400 (Tier 2) Series	MF 6100 Series	MF 6200 Series	MF 6400 (Tier 2) Series	MF 8100 Series	MF 8200 Series
-------------	-------------	------------------	----------------	----------------	----------------	----------------	----------------	-------------------------	----------------	----------------	-------------------------	----------------	----------------

Tool Box

1696186M94*	Tool Box Assembly		MF 3000 Series	MF 3100 Series	MF 3600 Series	MF 4200 Series	MF 4300 Series	MF 5400 Series	MF 6100 Series	MF 6200 Series	MF 6445, 6455, 6460, 6470	MF 8110, 8120, 8130, 8140, 8150, 8160	MF 8210, 8220, 8240, 8250, 8260
-------------	-------------------	--	----------------	----------------	----------------	----------------	----------------	----------------	----------------	----------------	---------------------------	---------------------------------------	---------------------------------

Wrappers

3800424P94	Wrapper Assembly					MF 4225, 4235, 4240, 4245, 4255, 4260, 4265, 4270	MF 4325, 4335, 4345, 4355, 4360, 4365, 4370	MF 5400 Series		MF 6200 Series	MF 6445, 6455, 6460, 6465, 6470, 6475, 6480, 6485, 6490, 6495		
------------	------------------	--	--	--	--	---	---	----------------	--	----------------	---	--	--

SHEET METAL

MF 100 (IT) - MF 3400 (IT) Series

Part Number	Description	MF 100 (IT) Series	MF 200 (IT) Series	MF 300 (IT) Series	MF 1000 (IT) Series	MF 3300 (IT) Series	MF 3400 (IT) Series
3933381M91*	Fender Assembly						
			MF 254, 274				

*Part number is used in other MF series models.

10+

SHEET METAL

MF 100 (IT) - MF 3400 (IT) Series



Part Number	Description	MF 100 (IT) Series	MF 200 (IT) Series	MF 300 (IT) Series	MF 1000 (IT) Series	MF 3300 (IT) Series	MF 3400 (IT) Series
Front Grilles							
1877937M91*	Grille		MF 254, 254S, 274, 274S				
3701928M91*	Front Grille Assembly		MF 254, 254S, 264T, 274, 274 S, 284, 294				
Grilles							
1678070M1*	MF Emblem						
1682944M91*	MF Emblem	MF 134 V, 154 F, 154 S, 154 V, 164T/ F/SV, 174 F, 174 S, 174 V, 184 F, 184 S, 194 F, 194 S	MF 233, 234 C/ CF, 244 CF, 253, 254, 254 C/ CF/S, 263T, 264T, 264T/ CF, 264T S, 273, 274, 274C/ CF/S/ SK, 283, 284		MF 1000 Series		
Tool Box							
909616M95*	Tool Box Assembly	MF 154, 174, 184, 194	MF 234 S, 254, 254 S, 274, 274 S, 284 S				
1696186M94*	Tool Box Assembly			MF 333, 353, 356 CF, 363, 366 CF, 367 CF, 373, 376 C, 383, 393, 396C/ CT			
Wrappers							
1876153M1*	Moulding		MF 254, 254 S, 264T, 274, 274 S, 284, 294				

*Part number is used in other MF series models.

10+ | STEERING





Part Number	Description	TE 20, FE 35, MF 35, MF 35X, MF 65	MF 100 (UK) Series	MF 100 (FR) Series	MF 200 (UK & FR) Series	MF 200 (TR) Series	MF 300 Series	MF 500 Series	MF 600 Series
Ball Joints									
376267X1*	Nut - Ball Joint Fixing		MF 100 (UK) Series	MF 165/168/185/188, 165 MKIII/178, 168 MKIII/168 FS	MF 230, 240, 245, 250, 255, 260, 265, 275, 285, 290, 298	MF 200 (TR) Series	MF 375E, 390E	MF 500 Series	MF 600 Series
826752M92	Steering Ball Joint	FE 35, MF 35, MF 35X	MF 135, 148 Manual Steering / Power	MF 133, 135, 155, 158	MF 235, 240, 245, 250, 255, 260 Manual Steering / Power, 2WD	MF 230, 240, 240S			
881736M92	Steering Ball Joint		MF 165, 168, 175, 175S, 178, 185, 188	MF 165 MKIII/178, 165 /168/ 185/188	MF 265, 275, 285, 290 2WD	MF 265S, 275, 285S, 290	MF 375E, 390E	MF 565, 575, 590 2WD	MF 675, 690 2WD
886797M91	Steering Ball Joint		MF 165, 168, 175, 175S, 178, 185, 188	MF 165 MKIII/178, 165 /168/ 185/188	MF 265, 275, 285, 290 2WD	MF 265S, 275, 285S, 290	MF 375E, 390E	MF 565, 575, 590 2WD	MF 675, 690 2WD
886802M91	Steering Ball Joint		MF 165, 168, 175, 175S, 178, 185, 188	MF 165 MKIII/178, 165 /168/ 185/188	MF 265, 275, 285, 290 2WD	MF 265S, 275, 285S, 290	MF 375E, 390E	MF 565, 575, 590 2WD	MF 675, 690 2WD
880008M92	Ball Joint Assembly	MF 65	MF 175, 178	MF 165					
881883M91	Ball Joint Assembly	MF 65	MF 175, 178	MF 165					
893607M91	Socket	TE 20							
1678023M1	Steering Ball Joint				MF 298				MF 698, 698T, 699 2WD
1678024M1	Steering Ball Joint				MF 298				MF 698, 698T, 699 2WD
1692144M1	Steering Ball Joint		MF 135, 148 Power Steering		MF 235, 240, 245, 250, 255 Power Steering, 2WD	MF 230, 240, 240S			
1695045M91*	Steering Ball Joint						MF 365, 375, 390, 390T, 398, 399 Cylinder to Axle, 2WD		
1808432M1	Steering Ball Joint		MF 135 Manual Steering	MF 133, 135, 145, 152	MF 230, 235, 240, 245, 250, 255 Manual Steering, 2WD	MF 230, 240, 240S			

*Part number is used in other MF series models. ○ image of part shown on page 403.

Part Number	Description	TE 20, FE 35, MF 35, MF 35X, MF 65	MF 100 (UK) Series	MF 100 (FR) Series	MF 200 (UK & FR) Series	MF 200 (TR) Series	MF 300 Series	MF 500 Series	MF 600 Series
1821234M91*	Steering Ball Joint		MF 165, 175, 178		MF 250, 265, 275, 285, 290			MF 575, 590 4WD	MF 675, 690 4WD
182519M91	Ball Joint Assembly	MF 65							
1860408M2	Steering Ball Joint (LH)		MF 135, 148 Manual Steering		MF 240 Manual Steering, 2WD				
1860412M2	Steering Ball Joint (RH)		MF 135, 148 Manual Steering		MF 230, 240, 250 Manual Steering, 2WD	MF 230, 240, 240S			
1862029M91	Ball Joint - Drag Link - Front	FE 35, MF 35, MF 35X	MF 135 Manual Steering						
3426336M1*	Steering Ball Joint				MF 240 4WD				
3426660M1*	Steering Ball Joint				MF 240, 250, 265, 275, 290, 298				MF 600 Series 4WD
3426773M3*	Steering Ball Joint		MF 168, 188		MF 275, 285, 298		MF 350, 355, 360, 362, 365, 375, 390, 390T, 398, 399 RH thread, 4WD	MF 575, 590, 592, 595, 595MKII 4WD	MF 698, 698T, 699 4WD
3427168M2	Steering Ball Joint						MF 340, 350, 355, 360, 362, 365, 375, 390, 390T, 398, 399 4WD		
3429173M3*	Steering Ball Joint				MF 240 4WD		MF 342, 352		
3443036M91*	Steering Ball Joint				MF 230, 240		MF 340, 342, 350, 352, 355, 360, 362 2WD		
3477526M91	Rubber Boot		MF 165, 175, 178		MF 265, 275, 290		MF 375E, 390E	MF 565, 575	MF 675, 690
3599679M92*	Steering Ball Joint						MF 365, 375, 390, 390T, 398, 399 2WD		
3764027M2*	Steering Ball Joint				MF 275, 290 4WD	MF 265S, 275, 285S, 290	MF 365, 375, 375E, 390, 390E, 390T AG75-AG85, 4WD		
3909379M1*	Steering Ball Joint				MF 275, 290 4WD	MF 265S, 275, 285S, 290	MF 365, 375, 375E, 390, 390E, 390T, 398, 399 (10066) 4WD		
3764028M2*	Steering Ball Joint						MF 398, 399		
3901824M91*	Steering Ball Joint (LH)				MF 230, 240		MF 340, 342, 350, 352, 355, 360, 362 2WD		
3901825M91*	Steering Ball Joint (RH)				MF 230, 240		MF 340, 342, 350, 352, 355, 360, 362 2WD		

*Part number is used in other MF series models. ○ image of part shown on page 403.



Part Number	Description	TE 20, FE 35, MF 35, MF 35X, MF 65	MF 100 (UK) Series	MF 100 (FR) Series	MF 200 (UK & FR) Series	MF 200 (TR) Series	MF 300 Series	MF 500 Series	MF 600 Series
Bush									
1684015M1* ⑦	Orbitrol Mounting						MF 340, 342, 350, 352, 355, 360, 362, 365, 375, 390, 390T, 398, 399		MF 600 Series
Drag Links									
885549M91	Drag Link Assembly		MF 175, 178, 188	MF 165/ 168/ 185/ 188, 165 MKIII/ 178	MF 285, 290	MF 265S, 275, 285S, 290	MF 390E		
966366M91	Ball Joint			MF 130, 133, 135, 145					
1885486M91 ⑧	Rubber Boot		MF 148, 165, 168, 175, 178, 185, 188		MF 265, 275, 290	MF 265S, 285S	MF 375E, 390E		
3426533M1	Tie Rod						MF 365, 375, 390, 390T		
3426735M93	Drag Link Assembly						MF 365, 375, 390, 390T		
3428886M1	Nut - Ball Joint Fixing						MF 350, 355, 360, 365, 375, 390, 390T, 398, 399		
3595181M92*	Drag Link Assembly				MF 230, 240		MF 340, 342, 350, 352, 355, 360, 362		
Hoses									
3613838M91	Hose (LH)						MF 365, 375, 390, 390T, 398, 399 2WD		
Orbitrol Units									
782509M91*	Orbitrol Unit			MF 165/ 168/ 185/ 188	MF 265, 275, 285, 290, 298			MF 500 Series	MF 675, 690, 698
1684986M91	Orbitrol Unit				MF 265, 275, 290, 298	MF 265S, 285S	MF 375E, 390E		MF 600 Series
1887719M1* ⑨	Seal				MF 230, 240, 265, 275, 285, 290, 298	MF 200 (TR) Series	MF 300 Series	MF 500 Series	MF 600 Series
1897431M1*	Gasket				MF 230, 240, 275, 290	MF 200 (TR) Series	MF 375E, 390E		

*Part number is used in other MF series models. ○ image of part shown on page 403.

Part Number	Description	TE 20, FE 35, MF 35, MF 35X, MF 65	MF 100 (UK) Series	MF 100 (FR) Series	MF 200 (UK & FR) Series	MF 200 (TR) Series	MF 300 Series	MF 500 Series	MF 600 Series
Steering Arms									
1860264M1 ⁽¹⁰⁾	Steering Arm (LH)		MF 135, 148 Power Steering		MF 230, 235, 240, 245, 250, 255, 260 Power Steering, 2WD	MF 230, 240, 240S			
1860265M1	Steering Arm (RH)		MF 135, 148 Power Steering		MF 230, 235, 240, 245, 255, 260 Power Steering, 2WD	MF 230, 240, 240S			
3774677M91	Steering Arm		MF 165, 168, 175, 178, 185, 188	MF 165/ 168/ 185/ 188, 165 MKIII/ 178	MF 265, 275, 285, 290	MF 265S, 275, 285S, 290	MF 375E, 390E	MF 565, 575, 590	MF 675, 690
Steering Box									
828996M1	Side Plate		MF 135, 148	MF 158 MKIII/158 V	MF 230, 235, 240, 245, 250, 255, 260				
1687020T93 ⁽¹¹⁾	Steering Box Assembly				MF 265, 275, 285, 290	MF 265S, 275, 285S, 290	MF 375E, 390E		
1850003M92	Steering Column Shaft	FE 35, MF 35, MF 35X	MF 135	MF 133, 135, 145, 152					
1850017M1	Steering Box Rocker Shaft - Upper	FE 35, MF 35, MF 35X	MF 135, 148	MF 130, 133, 135, 133/ 135 MKIII/ 135 V, 135/ 148 MKIII/ 135/ 145 V/S, 145 MKIII/ 145 V, 152, 152 MKIII/ 152 F/S/V, 155, 158, 158 MKIII/ 158 F/S	MF 230, 235, 240, 245, 250, 255, 260	MF 230, 240, 240S			
1850025M1 ⁽¹²⁾	Pivot	FE 35, MF 35, MF 35X	MF 135	MF 133, 135, 145, 155, 158					
1850041M1	Gasket	FE 35, MF 35, MF 35X	MF 135, 148	MF 133, 135, 133/ 135 MKIII/ 135 V, 135/ 148 MKIII/ 135/ 145 V/S, 145, 145 MKIII/ 145 V, 152, 152 MKIII/ 152 F/S/V, 155, 158, 158 MKIII/ 158 F/S/V	MF 230, 235, 240, 245, 250, 255, 260	MF 230, 240, 240S			
1889567M1	Steering Column Shaft		MF 135	MF 133/ 135 MKIII/ 135 V, 135/ 148 MKIII/ 135/ 145 V/S, 145 MKIII/ 145 V, 152, 152 MKIII/ 152 F/S/V, 155, 158, 158 MKIII/ 158 F/S/V	MF 230, 235, 240, 245, 250, 255, 260	MF 230, 240, 240S			
1890727M91	Steering Column Shaft		MF 135		MF 230, 235, 240, 245, 250, 255, 260	MF 230, 240, 240S			
Steering Columns									
1686590M91 ⁽¹³⁾	Steering Column Assembly				MF 265, 275, 290, 298	MF 265S, 285S	MF 375E, 390E		
1850031M1	Ring	FE 35, MF 35, MF 35X	MF 135, 148	MF 133, 135, 133/ 135 MKIII/ 135 V, 135/ 148 MKIII/ 135/ 145 V/S, 145, 145 MKIII/ 145 V, 152, 152 MKIII/ 152 F/S/V, 155, 158, 158 MKIII/ 158 F/S/V	MF 230, 235, 240, 245, 250, 255, 260	MF 230, 240, 240S			

*Part number is used in other MF series models. ○ image of part shown on page 403.



Part Number	Description	TE 20, FE 35, MF 35, MF 35X, MF 65	MF 100 (UK) Series	MF 100 (FR) Series	MF 200 (UK & FR) Series	MF 200 (TR) Series	MF 300 Series	MF 500 Series	MF 600 Series
1850032M1	Race	FE 35, MF 35, MF 35X	MF 135, 148	MF 133, 135, 133/135 MKIII/135 V, 135/148 MKIII/135/145 V/S, 145, 145 MKIII/145 V, 152, 152 MKIII/152 F/S/A, 155, 158, 158 MKIII/158 F/S/V	MF 230, 235, 240, 245, 250, 255, 260	MF 230, 240, 240S			
1850527M1	Cup	MF 65		MF 165					
1853112M1 ⁽¹⁴⁾	Bush		MF 165, 168, 175, 175S, 178, 185, 188	MF 165/168/185/188, 165 MKIII/178, 168 MKIII/168 F/S	MF 265, 275, 285, 290	MF 265S, 275, 285S, 290			
1853210M1	Bush		MF 165, 168, 175, 175S, 178, 185, 188	MF 165/168/185/188, 165 MKIII/178, 168 MKIII/168 F/S	MF 265, 275, 285, 290	MF 265S, 275, 285S, 290			
1864867M1	Cover	FE 35, MF 35, MF 35X	MF 135, 148	MF 133, 135, 133/135 MKIII/135 V, 135/148 MKIII/135/145 V/S, 145 MKIII/145 V, 152, 152 MKIII/152 F/S/A, 155, 158, 158 MKIII/158 F/S/V	MF 230, 235, 240, 245, 250, 255, 260	MF 230, 240, 240S			
1867192M91	Column		MF 135, 148						
1883133M91 ⁽¹⁵⁾	Bearing		MF 165, 168, 175, 175S, 178, 185, 188	MF 165/168/185/188, 165 MKIII/178, 168 MKIII/168 F/S	MF 265, 275, 285, 290	MF 265S, 275, 285S, 290			
3473254M1	Bearing			MF 168 MKIII/168 F/S	MF 265, 275, 290		MF 375E, 390E		
3473276M1	Bush			MF 168 MKIII/168 F/S	MF 265, 275, 290		MF 375E, 390E		
3478262M91 ⁽¹⁶⁾	Repair Kit						MF 350, 355, 360, 365, 375, 390, 390T, 398, 399		
3595956M1*	Coupling						MF 340, 342, 350, 352, 355, 360, 362, 365, 375, 390, 390T, 398, 399		

*Part number is used in other MF series models. ○ image of part shown on page 403.

Part Number	Description	TE 20, FE 35, MF 35, MF 35X, MF 65	MF 100 (UK) Series	MF 100 (FR) Series	MF 200 (UK & FR) Series	MF 200 (TR) Series	MF 300 Series	MF 500 Series	MF 600 Series
3611706M91	Steering Column Assembly						MF 340, 342, 350, 352, 355, 360, 362, 365, 375, 390, 390T, 398, 399		
3611708M91 ⁽¹⁷⁾	Steering Column Assembly						MF 350, 355, 360, 362, 365, 375, 390, 390T, 398, 399		
Steering Cylinders									
0011403U91	Steering Cylinder Assembly - LH		MF 135, 148		MF 230, 240, 245, 250, 255, 260	MF 230, 240, 240S		MF 550, 560	
0011404U91 ⁽¹⁸⁾	Steering Cylinder Assembly - RH		MF 135, 148		MF 230, 240, 245, 250, 255, 260	MF 230, 240, 240S		MF 550, 560	
1605320M1*	Ring			MF 168 MKIII/168 F/S	MF 265, 275, 290	MF 265S, 285S	MF 375E, 390E	MF 565, 575, 590	MF 675, 690
1605699M1*	Lock Wire - Steering Cylinder			MF 158 MKIII/158 F/S/V	MF 275, 290, 298	MF 265S, 275, 285S, 290	MF 340, 350, 355, 360, 362, 365, 375, 375E, 390, 390E, 390T, 398, 399		MF 698, 698T, 699
1606882M3	Rod			MF 168 MKIII/168 F/S	MF 265, 275, 290	MF 265S, 285S	MF 375E, 390E	MF 565, 575, 590	MF 675, 690
1748133M94*	Steering Cylinder Assembly - 4WD			MF 165/168/185/188	MF 240, 250, 265, 275, 285, 290, 298			MF 575, 590, 592, 595, 595MKII	MF 675, 690, 698
1749581M91*	Seal Kit				MF 240, 250, 265, 275, 285, 290, 298			MF 575, 590	MF 600 Series
1748137M2*	Piston Rod			MF 165/168/185/188	MF 240, 250, 265, 275, 285, 290, 298			MF 575, 590, 592, 595, 595MKII	MF 675, 690, 698
1810437M91 ⁽¹⁹⁾	Seal Kit		MF 165, 168, 175, 178, 185, 188	MF 165/168/185/188, 165 MKIII/178, 168 MKIII/168 F/S					
1851626M1*	Seal		MF 135, 148		MF 230, 235, 240, 245, 250, 255, 260		MF 340, 342, 350, 352, 355, 360, 362	MF 550, 560	
3186708M92	Steering Valve			MF 168 MKIII/168 F/S	MF 265, 275, 290	MF 265S, 285S	MF 375E, 390E		
3402911M91 ⁽²⁰⁾	Piston Rod				MF 230, 240, 245, 250, 255, 260			MF 550, 560	
3428887M1*	Nut -Ball Joint Fixing						MF 340, 350, 355, 360, 362		
3428888M1*	Nut -Ball Joint Fixing						MF 340,350, 355, 360, 362, 365, 375, 390, 390T, 398, 399		
3443432M1*	Ring						MF 365, 375, 390, 390T, 398, 399		
3484451M1 ⁽²¹⁾	Piston Rod						MF 340, 350, 355, 360, 362, 365, 375, 390, 390T		

*Part number is used in other MF series models. ○ image of part shown on page 403.



Part Number	Description	TE 20, FE 35, MF 35, MF 35X, MF 65	MF 100 (UK) Series	MF 100 (FR) Series	MF 200 (UK & FR) Series	MF 200 (TR) Series	MF 300 Series	MF 500 Series	MF 600 Series
3624165M91*	Piston Rod					MF 265S, 275, 285S, 290	MF 365, 375, 375E, 390, 390E, 390T, 398, 399		
3765414M91*	Seal Kit				MF 275, 290	MF 265S, 275, 285S, 290	MF 375E, 390E		
3314663M91 (22)	Seal Kit				MF 230, 240, 250				
3404477M91*	Seal kit - Steering Cylinder				MF 230, 240		MF 340, 342, 350, 352, 355, 360, 362 Pacoma, 2WD		
3483329M92 (23)	Steering Cylinder						MF 340, 350, 355, 360, 362, 365, 375, 390, 390T 4WD		
3443433M93*	Seal Kit - Steering Cylinder						MF 365, 375, 390, 390T, 398, 399 2WD		
3483881M91	Steering Cylinder						MF 365, 375, 390, 390T, 398, 399		
3484807M91	Seal kit - Steering Cylinder						MF 340, 350, 355, 360, 362, 365, 375, 390, 390T, 398, 399 4WD		
3484327M92*	Seal kit - Steering Cylinder				MF 275, 290 4WD	MF 265S, 275, 285S, 290	MF 375, 375E, 390, 390E, 390T, 398, 399 4WD		
3599609M1* (24)	Shaft						MF 365, 375, 390, 390T, 398, 399		
3773740M91	Steering Cylinder	MF 65	MF 165, 168, 175, 175S, 178, 185, 188	MF 165/ 168/ 185/ 188, 165 MKIII/ 178, 168 MKIII/ 168 F/S	MF 265, 275, 285, 290	MF 265S, 285S	MF 375E, 390E		
3774728M91*	Steering Cylinder				MF 230, 240	MF 230, 240, 240S	MF 340, 342, 350, 352, 355, 360, 362 2WD		
3901827M91	Steering Column Repair Kit						MF 340, 342, 350, 352, 355, 360, 362, 365, 375, 390, 390T, 398, 399		

*Part number is used in other MF series models. ○ image of part shown on page 403.



1



2



3



4



5



6



7



8



9



10



11



12




13



14



15



16



17



18



19



20



21



22



23



24



Part Number	Description	TE 20, FE 35, MF 35, MF 35X, MF 65	MF 100 (UK) Series	MF 100 (FR) Series	MF 200 (UK & FR) Series	MF 200 (TR) Series	MF 300 Series	MF 500 Series	MF 600 Series
7302464903*	Steering Cylinder Assembly - 4WD					MF 265S, 275, 285S, 290	MF 365, 375, 375E, 390, 390E, 390T, 398, 399		
Steering Linkage									
0013605U91	Tie Rod Assembly					MF 230, 240, 240S			
180350M1	Steering Arm	FE 35, MF 35, MF 35X	MF 135, 148 Manual Steering	MF 133, 135	MF 230, 235, 240, 245, 250, 255, 260 Manual Steering, 2WD	MF 230, 240, 240S			
182725M1	Pin	MF 65	MF 165, 168, 175, 175S, 178, 185, 188	MF 165/168/185/188, 165 MKIII/178, 168 MKIII/168 F/S	MF 265, 275, 285, 290	MF 265S, 285S	MF 375E, 390E		
190560M1	Steering Linkage Bushes	MF 65	MF 165, 168, 175, 175 S, 178, 185, 188	MF 165/168/185/188, 165 MKIII/178, 168 MKIII/168 F/S	MF 265, 275, 285, 290	MF 265S, 275, 285S, 290	MF 375E, 390E	MF 565, 575, 590 2WD	MF 675, 690 2WD
884797M91	Steering Tie Rod		MF 165, 168, 175S, 185	MF 165/168/185/188, 165 MKIII/178, 168 MKIII/168 F/S	MF 265, 275, 290	MF 265S, 285S	MF 375E		
886796M92	Tie Rod Assembly (LH)		MF 165, 168, 175S, 178, 185, 188	MF 165/168/185/188, 165 MKIII/178	MF 265, 275, 285, 290 2WD	MF 265S, 275, 285S, 290	MF 375E, 390E	MF 575, 590 2WD	MF 675, 690 2WD
886800M92	Tie Rod Assembly (RH)		MF 165, 168, 175S, 178, 185, 188	MF 165/168/185/188, 165 MKIII/178	MF 265, 275, 285, 290 2WD	MF 265S, 275, 285S, 290	MF 375E, 390E	MF 565, 575, 590 2WD	MF 675, 690 2WD
897235M1	Steering Linkage Bushes		MF 165, 168, 175S, 178, 185, 188	MF 133, 135, 145, 152, 155, 158, 165/168/185/188, 165 MKIII/178, 168 MKIII/168 F/S	MF 265, 275, 285, 290 2WD	MF 265S, 275, 285S, 290	MF 375E, 390E	MF 565, 575, 590, 592, 595, 595MKII 2WD	MF 675, 690 2WD
898354M1	Arm		MF 165, 168, 175S, 178, 185, 188 Manual Steering	MF 165/168/185/188, 165 MKIII/178 Manual Steering	MF 265, 275, 285, 290 Manual Steering	MF 265S, 285S Manual Steering	MF 375E, 390E Manual Steering		
898355M91	Steering Arm - Upper		MF 165, 168, 175S, 178, 185, 188 Power Steering	MF 165/168/185/188, 165 MKIII/178, 168 MKIII/168 F/S Power Steering	MF 265, 275, 285, 290 Power Steering, 2WD	MF 265S, 275, 285S, 290 Power Steering		MF 565, 575, 590 2WD	MF 675, 690 2WD
898366M2	Pin - Pivot		MF 165, 168, 178, 185, 188	MF 165/168/185/188, 165 MKIII/178, 168 MKIII/168 F/S	MF 265, 275, 285, 290 Power Steering, 2WD	MF 265S, 275, 285S, 290		MF 565, 575, 590 2WD	MF 675, 690 2WD

*Part number is used in other MF series models.

Part Number	Description	TE 20, FE 35, MF 35, MF 35X, MF 65	MF 100 (UK) Series	MF 100 (FR) Series	MF 200 (UK & FR) Series	MF 200 (TR) Series	MF 300 Series	MF 500 Series	MF 600 Series
967702M2	Seal - Ball Joint			MF 130, 133, 133/ 135 MKIII/ 135 V, 135, 135/ 148 MKIII/ 135/ 145 V/S, 145 MKIII/ 145 V, 152, 152 MKIII/ 152 F/S/V, 155, 158, 158 MKIII/ 158 F/S/V	MF 230, 235, 245, 250, 255, 260	MF 230, 240, 240S			
1671335M1	Steering Arm - Upper		MF 165, 168, 175, 175S, 178, 185, 188 Power Steering	MF 165/ 168/ 185/ 188, 165 MKIII/ 178, 168 MKIII/ 168 F/S	MF 265, 275, 285, 290 Power Steering, 2WD	MF 265S, 285S	MF 375E, 390E		
1676664M1	Steering Arm - Lower		MF 165, 168, 175, 178, 185, 188	MF 165/ 168/ 185/ 188, 165 MKIII/ 178, 168 MKIII/ 168 F/S	MF 265, 275, 285, 290 2WD	MF 265S, 275, 285S, 290	MF 375E, 390E	MF 565, 575, 590 2WD	MF 675, 690 2WD
1676665M1 (28)	Steering Linkage Shaft		MF 165, 168, 178, 185, 188 Power Steering	MF 165/ 168/ 185/ 188, 165 MKIII/ 178, 168 MKIII/ 168 F/S	MF 265, 275, 285, 290 Power Steering, 2WD	MF 265S, 285S	MF 375E, 390E	MF 565, 575, 590	
1676666M1	Steering Linkage Shaft		MF 165, 178, 188 Manual Steering	MF 165/ 168/ 185/ 188, 165 MKIII/ 178	MF 265, 275, 285, 290 Power Steering, 2WD	MF 265S, 275, 285S, 290	MF 375E, 390E	MF 565, 575, 590 2WD	MF 675, 690 2WD
1860366M94	Steering Draglink Assembly				MF 230, 235, 240, 245, 250, 255 Power Steering, 2WD	MF 230, 240, 240S			
1860411M92	Steering Draglink Assembly			MF 133, 135, 145, 152, 155, 158	MF 230, 235, 240, 245, 250, 255 Manual Steering, 2WD	MF 230, 240, 240S			
Steering Orbitrol									
1695445M91	Steering Orbitrol Unit						MF 365, 375, 390, 390T, 398, 399 2WD / 4WD		
3305964M92* (29)	Steering Orbitrol Unit								
3821548M91*	Steering Orbitrol Unit				MF 230, 240, 275, 290 100cc	MF 265S, 275, 285S, 290	MF 300 Series 2WD / 4WD		
F36040009020*	Seal Kit - Steering Orbitrol Unit			MF 165/ 168/ 185/ 188	MF 230, 240, 265, 275, 285, 290, 298	MF 265S, 285S	MF 300 Series	MF 500 Series	MF 675, 690, 698



(25)



(26)



(27)



(28)



(29)



*Part number is used in other MF series models.



Part Number	Description	TE 20, FE 35, MF 35, MF 35X, MF 65	MF 100 (UK) Series	MF 100 (FR) Series	MF 200 (UK & FR) Series	MF 200 (TR) Series	MF 300 Series	MF 500 Series	MF 600 Series
Steering Pumps									
773126V92	Steering Pump Assembly		MF 135, 148	MF 165/168/185/188, 165 MKIIV/178, 168 MKIIV/168 S	MF 230, 240, 245, 250, 255			MF 550	
897147M95 ⁽³⁰⁾	Steering Pump Assembly		MF 165, 168, 175, 175S, 178, 185, 188	MF 165/168/185/188, 165 MKIIV/178, 168 MKIIV/168 S	MF 265, 275, 285, 290 2WD			MF 565, 575, 590	
1808294M2	Steering Pump Assembly							MF 592, 595, 595MKII	
1811092M91*	Steering Pump Tandem Seal Kit						MF 362, 365, 375, 390, 390T, 398, 399		
3774612M91* ⁽³¹⁾	Steering Pump				MF 275, 290	MF 265S, 285S	MF 362, 365, 375, 390, 390T, 398		
3774616M92*	Steering Pump Assembly				MF 275, 290		MF 362, 365, 375, 375E, 390, 390E, 398		
3774649M91 ⁽³²⁾	Steering Pump Assembly		MF 165, 168, 175, 175S, 178, 185, 188	MF 165/168/185/188, 165 MKIIV/178, 168 MKIIV/168 FS	MF 265, 275, 285, 290			MF 565, 575, 590 2WD	
3901129M91	Steering Pump Tandem Seal Kit					MF 265S, 285S	MF 362, 365, 375, 390, 390T, 398, 399		
3904627M91	Steering Pump Assembly				MF 298				MF 698
Steering Shafts									
196057V1	Bush	MF 65	MF 175, 178	MF 165					
196079M1	Seal	MF 65			MF 265, 275, 285, 290	MF 265S, 275, 285S, 290	MF 375E, 390E	MF 565, 575, 590	MF 675, 690
Steering Valves									
3186321M92	Valve	MF 65	MF 165, 168, 175, 175S, 178, 185, 188	MF 165/168/185/188, 165 MKIIV/178, 168 MKIIV/168 FS	MF 265, 275, 285, 290	MF 265S, 285S	MF 375E, 390E		
3186463M95 ⁽³³⁾	Steering Valve Assembly		MF 135, 148		MF 230, 240, 245, 250, 255, 260				

*Part number is used in other MF series models.

Part Number	Description	TE 20, FE 35, MF 35, MF 35X, MF 65	MF 100 (UK) Series	MF 100 (FR) Series	MF 200 (UK & FR) Series	MF 200 (TR) Series	MF 300 Series	MF 500 Series	MF 600 Series	
3187043M92	Steering Valve				MF 230, 240, 250					
4347302M91* (34)	Cap		MF 165, 168, 175, 178, 185	MF 130, 133, 135, 152 MKIII/ 152 F/S/V, 155, 158, 159 MKIII/ 158 S, 165/ 168/ 185/ 188, 165 MKIII/ 178	MF 230, 235, 240, 245, 250, 255, 260, 265, 275, 285, 290	MF 265S, 275, 285S, 290	MF 375E, 390E	MF 500 Series	MF 600 Series	
Steering Wheels										
180576M1	Steering Wheel	TE 20, FE 35, MF 35, MF 35X, MF 65	MF 135, 148	MF 133, 135, 133/ 135 MKIII/ 135 V, 135/ 148 MKIII/ 135/ 145 V/S, 145, 145 MKIII/ 145 V, 152, 152 MKIII/ 152 F/S/V						
180577M1	Washer	FE 35, MF 35, MF 35X, MF 65	MF 135, 148							
195592M1	Nut	TE 20, FE 35, MF 35, MF 35X, MF 65	MF 135, 148							
3759494M91	Cap						MF 340, 342, 350, 352, 355, 360, 362, 365, 375, 390, 390T, 398, 399			
3759496M91	Cap				MF 230, 240, 250	MF 230, 240, 240S				
3774837M1* (35)	Steering Wheel		MF 165, 168, 175, 178, 185, 188		MF 265, 275, 285, 290	MF 265S, 275, 285S, 290	MF 375E, 390E	MF 500 Series		
3774838M1	Steering Wheel						MF 340, 342, 350, 352, 355, 360, 362, 365, 375, 390, 390T, 398, 399			
3774840M91 (36)	Cap				MF 275, 290	MF 265S, 275, 285S, 290	MF 375E, 390E			
3774841M91*	Cap				MF 275, 290	MF 265S, 275, 285S, 290	MF 375E, 390E			
3819766M1	Steering Wheel		MF 135		MF 230, 240, 250	MF 230, 240, 240S				





*Part number is used in other MF series models.



Part Number	Description	MF 2000/5 Series	MF 3000 Series	MF 3100 Series	MF 3600 Series	MF 4200 Series	MF 4300 Series	MF 5400 Series (Tier 2)	MF 6100 Series	MF 6200 Series	MF 6400 Series (Tier 2)	MF 8100 Series	MF 8200 Series
Ball Joints													
376267X1*	Nut - Ball Joint Fixing	MF 2000/5 Series											
1617829M1*	Steering Ball Joint	MF 2000/5 Series RH Thread			MF 3610, 3630, 3650								
1695045M91*	Steering Ball Joint					MF 4225, 4235, 4240, 4245, 4255, 4265	MF 4325, 4335, 4345, 4355						
3005888X1 (37)	Nut - Ball Joint Fixing		MF 3000 Series	MF 3100 Series	MF 3600 Series					MF 6200 Series		MF 8110, 8120, 8130, 8140, 8150, 8160	MF 8210, 8220, 8240
3104945M1 (38)	Steering Ball Joint		MF 3000 Series 2WD	MF 3100 Series 2WD	MF 3600 Series 2WD				MF 6100 Series 2WD	MF 6200 Series 2WD		MF 8110, 8120, 8130, 8140, 8150, 8160 2WD	MF 8210, 8220, 8240 2WD
3104946M1	Stem		MF 3070, 3075, 3080, 3085, 3090, 3095	MF 3100 Series	MF 3600 Series				MF 6150, 6160, 6170, 6180, 6190	MF 6200 Series		MF 8110, 8120, 8130, 8140, 8150, 8160	MF 8210, 8220, 8240
3381924M3 (39)	Steering Ball Joint	MF 2000/5 Series											
3426276M1*	Steering Ball Joint			MF 3125 4WD	MF 3600 Series 2WD								
3426313M1*	Steering Ball Joint		MF 3070, 3075, 3080, 3085, 3090, 3095 4WD	MF 3115, 3120 4WD									
3426336M1* (40)	Steering Ball Joint		MF 3050, 3060, 3065 4WD										

*Part number is used in other MF series models. ○ image of part shown on page 417.

Part Number	Description	MF 2000/5 Series	MF 3000 Series	MF 3100 Series	MF 3600 Series	MF 4200 Series	MF 4300 Series	MF 5400 (Tier 2) Series	MF 6100 Series	MF 6200 Series	MF 6400 (Tier 2) Series	MF 8100 Series	MF 8200 Series
3426660M1*	Steering Ball Joint	MF 2640, 2645, 2680, 2685, 2720, 2725			MF 3610, 3630, 3650								
3426773M3*	Steering Ball Joint	MF 2000/5 Series			MF 3610, 3630, 3650								
3429173M3* 	Steering Ball Joint					MF 4215, 4220, 4225, 4235, 4240, 4245, 4255, 4260, 4265, 4270 4WD, AG66, With narrow axle	MF 4315, 4320, 4325, 4335, 4345, 4355, 4360, 4365, 4370 2WD	MF 5425, 5435, 5445, 5455, 5460 2WD	MF 6110, 6120, 6130, 6140 4WD	MF 6235, 6245	MF 6445, 6455, 6460, 6470 2WD		
3443036M91*	Steering Ball Joint					MF 4215, 4220	MF 4315, 4320						
3599679M92*	Steering Ball Joint					MF 4225, 4235, 4240, 4245, 4255, 4260, 4265, 4270 2WD	MF 4325, 4335, 4345, 4355, 4360, 4365, 4370 2WD	MF 5425, 5435, 5445, 5455, 5460 4WD, AG85	MF 6110, 6120, 6130, 6140 4WD	MF 6235, 6245	MF 6445, 6455, 6460, 6470 2WD		
3764027M2*	Steering Ball Joint		MF 3050, 3060, 3065 4WD			MF 4225, 4235, 4240, 4245, 4255, 4260, 4265, 4270 4WD	MF 4325, 4335, 4345, 4355, 4360, 4365, 4370 4WD	MF 5425, 5435, 5445, 5455, 5460 4WD	MF 6110, 6120, 6130, 6140, 6150, 6160 4WD	MF 6235, 6245, 6255, 6260, 6265	MF 6445, 6455, 6460, 6470 Dana 4WD		
3909379M1*	Steering Ball Joint		MF 3000 Series 4WD	MF 3115, 3120 4WD		MF 4225, 4235, 4240, 4245, 4255, 4260, 4265, 4270 4WD	MF 4325, 4335, 4345, 4355, 4360, 4365, 4370 4WD	MF 5425, 5435, 5445, 5455, 5460 4WD	MF 6110, 6120, 6130, 6140, 6150, 6160 4WD	MF 6235, 6245, 6255, 6260, 6265	MF 6445, 6455, 6460, 6470 Dana 4WD		
3764028M2*	Steering Ball Joint		MF 3075, 3085 4WD			MF 4245, 4255, 4260, 4265, 4270 4WD, AG105	MF 4345, 4355, 4365, 4360, 4370 4WD	MF 5460	MF 6150, 6160 4WD	MF 6235, 6245, 6255, 6260, 6265	MF 6460, 6470 Dana 4WD		
3780662M1	Steering Ball Joint		MF 3070, 3075, 3080, 3085, 3090, 3095 2WD	MF 3100 Series	MF 3600 Series				MF 6150, 6160, 6170, 6180, 6190	MF 6200 Series		MF 8110, 8120, 8130, 8140, 8150, 8160	MF 8210, 8220, 8240
3901824M91* 	Steering Ball Joint (LH)					MF 4215, 4220	MF 4315, 4320						
3901825M91*	Steering Ball Joint (RH)					MF 4215, 4220	MF 4315, 4320						

*Part number is used in other MF series models.  image of part shown on page 417.



Part Number	Description	MF 2000/5 Series	MF 3000 Series	MF 3100 Series	MF 3600 Series	MF 4200 Series	MF 4300 Series	MF 5400 (Tier 2) Series	MF 6100 Series	MF 6200 Series	MF 6400 (Tier 2) Series	MF 8100 Series	MF 8200 Series
3904168M91	Steering Ball Joint Steering Cylinder		MF 3050, 3060, 3065, 3070, 3080, 3090, 3095	MF 3115, 3125	MF 3610, 3630, 3645, 3650, 3655, 3670, 3680, 3690	MF 4225, 4235, 4240, 4245, 4255, 4260, 4265, 4270 2WD, Steering Cylinder	MF 4325, 4335, 4345, 4355, 4360, 4370 2WD	MF 5425, 5435, 5445, 5455, 5460 2WD	MF 6100 Series 2WD	MF 6200 Series 2WD	MF 6445, 6455, 6460, 6470 2WD	MF 8110, 8120, 8130, 8140, 8150, 8160	MF 8210, 8220, 8240 2WD
3909317M91	Steering Ball Joint		MF 3095	MF 3120 4WD				MF 5470	MF 6170, 6180 4WD	MF 6270, 6280, 6290 4WD	MF 6460, 6465, 6470, 6475, 6480, 6485, 6490, 6495, 6497, 6499 Carraro 4WD		MF 8210, 8220, 8240, 8250 4WD, Carraro
3909318M1*	Steering Ball Joint		MF 3095 4WD	MF 3120, 3125 4WD	MF 3600 Series 4WD			MF 5470	MF 6170, 6180, 6190 4WD	MF 6270, 6280, 6290 4WD	MF 6465, 6475, 6480, 6485, 6490, 6495, 6497, 6499	MF 8110, 8120, 8130, 8140, 8150, 8160 2WD	MF 8210, 8220, 8240, 8250 4WD, Carraro
3907158M91	Steering Ball Joint Assembly							MF 5465		MF 6260, 6270, 6280, 6290	MF 6465, 6475, 6480		
3907160M1	Steering Ball Joint							MF 5465 Carraro 4WD	MF 6260, 6270, 6280, 6290	MF 6270, 6280, 6290 4WD	MF 6465, 6475, 6480 Carraro 4WD		
3907674M1	Steering Ball Joint (RH)							MF 5465			MF 6485, 6490, 6495 2WD		
3907677M1	Steering Ball Joint (LH)							MF 5465			MF 6485, 6490, 6495 2WD		
3907675M91	Steering Ball Joint							MF 5465			MF 6485, 6490, 6495 2WD		
V34051500	Steering Ball Joint							MF 5465 Carraro 4WD	MF 6260, 6270, 6280	MF 6260, 6270, 6280, 6290	MF 6465, 6475 Carraro 4WD		

*Part number is used in other MF series models. ○ image of part shown on page 417.

Part Number	Description	MF 2000/5 Series	MF 3000 Series	MF 3100 Series	MF 3600 Series	MF 4200 Series	MF 4300 Series	MF 5400 Series (Tier 2)	MF 6100 Series	MF 6200 Series	MF 6400 Series (Tier 2)	MF 8100 Series	MF 8200 Series
Bush													
1684015M1*	Orbitrol Mounting					MF 4200 Series	MF 4325, 4335, 4345, 4355, 4360, 4365, 4370						
Drag Links													
3595181M92	Drag Link Assembly					MF 4215, 4220	MF 4315, 4320						
Hoses													
3777769M1	Hose - Steering Hydraulic Lines L=1250mm							MF 5425, 5435, 5445, 5455		MF 6200 Series	MF 6445, 6455		
3780834M2	Hose - Steering Hydraulic Lines L=2350mm							MF 5425, 5435, 5445, 5455		MF 6235, 6245, 6255, 6265	MF 6445, 6455		
3786725M1	Hose - Steering Hydraulic Lines L=2600mm							MF 5460, 5465, 5470			MF 6465, 6475, 6480		
3789098M3	Hose - Steering Hydraulic Lines L=1600mm							MF 5460, 5465, 5470			MF 6460, 6465, 6470, 6475, 6480		
4273032M2 (3)	Hose - Steering Hydraulic Lines L=2450mm							MF 5425, 5435, 5445, 5455			MF 6445, 6455		
4273033M1	Hose - Steering Hydraulic Lines L=1550mm							MF 5425, 5435, 5445, 5455			MF 6445, 6455		
4278752M1	Hose - Steering Hydraulic Lines L=1150mm							MF 5460, 5465, 5470			MF 6460, 6465, 6470, 6475, 6480		
4278753M1	Hose - Steering Hydraulic Lines L=1250mm, DYNA-4							MF 5425, 5435, 5445, 5455			MF 6445, 6455		
4282044M2	Hose - Steering Hydraulic Lines L=1850mm							MF 5465, 5470			MF 6445, 6455, 6460, 6465, 6470, 6475, 6480		
4292556M3	Hose - Steering Hydraulic Lines L=2050mm							MF 5460, 5465, 5470			MF 6460, 6465, 6470, 6475, 6480		
Orbitrol Units													
1887719M1*	Seal	MF 2000/5 Series	MF 3000 Series	MF 3100 Series	MF 3600 Series	MF 4200 Series	MF 4300 Series		MF 6100 Series	MF 6200 Series		MF 8100 Series	MF 8200 Series
1897431M1* (4)	Gasket	MF 2000/5 Series			MF 3600 Series	MF 4200 Series	MF 4300 Series					MF 8110, 8120, 8130, 8140, 8150, 8160	

*Part number is used in other MF series models. ○ image of part shown on page 417.



Part Number	Description	MF 2000/5 Series	MF 3000 Series	MF 3100 Series	MF 3600 Series	MF 4200 Series	MF 4300 Series	MF 5400 (Tier 2) Series	MF 6100 Series	MF 6200 Series	MF 6400 (Tier 2) Series	MF 8100 Series	MF 8200 Series
Seal Kits													
3484624M92* (45)	Seal Kit - Steering Cylinder			MF 3125	MF 3600 Series							MF 8110, 8120, 8130, 8140, 8150, 8160 4WD	
Steering Columns													
3595956M1* (46)	Coupling					MF 4200 Series							
Steering Cylinders													
1605320M1*	Ring		MF 3070, 3075, 3080, 3085, 3090, 3095	MF 3115, 3120				MF 5460	MF 6150, 6160, 6170, 6180	MF 6200 Series	MF 6445, 6455, 6460, 6470		MF 8210, 8220, 8240, 8250, 8260
1605415M1*	Ring			MF 3125	MF 3600 Series								
1605699M1* (47)	Lock Wire - Steering Cylinder		MF 3050, 3060, 3065, 3070			MF 4225, 4235, 4240, 4245, 4255, 4260, 4265, 4270	MF 4325, 4335, 4345, 4355, 4360, 4365, 4370	MF 5425, 5435, 5445, 5455 4WD	MF 6110, 6120, 6130, 6140, 6150	MF 6235, 6245, 6255			
1851626M1* (48)	Seal					MF 4215, 4220	MF 4315, 4320						
3033290M91*	Piston Rod	MF 2000/5 Series											
3428887M1*	Nut -Ball Joint Fixing		MF 3065			MF 4225, 4235, 4240, 4245, 4255, 4260, 4265, 4270	MF 4325, 4335, 4345, 4355, 4360, 4370	MF 5425, 5435, 5445, 5455	MF 6130	MF 6245			
3428888M1* (49)	Nut -Ball Joint Fixing					MF 4225, 4235, 4240, 4245, 4255, 4260, 4265, 4270	MF 4325, 4335, 4345, 4355, 4360, 4365, 4370	MF 5425, 5435, 5445, 5455, 5460			MF 6445, 6455, 6460, 6470		
3443432M1*	Ring		MF 3070, 3080, 3090, 3095	MF 3115, 3125	MF 3610, 3630, 3645, 3650, 3655, 3670, 3680, 3690	MF 4225, 4235, 4240, 4245, 4255, 4260, 4265, 4270			MF 6150, 6160, 6170, 6180, 6190	MF 6200 Series		MF 8110, 8120, 8130, 8140, 8150, 8160	MF 8210, 8220, 8240

*Part number is used in other MF series models. ○ image of part shown on page 417.

Part Number	Description	MF 2000/5 Series	MF 3000 Series	MF 3100 Series	MF 3600 Series	MF 4200 Series	MF 4300 Series	MF 5400 (Tier 2) Series	MF 6100 Series	MF 6200 Series	MF 6400 (Tier 2) Series	MF 8100 Series	MF 8200 Series
3485505M91*	Piston Rod		MF 3050, 3060, 3065										
3485512M91*	Piston Rod		MF 3070, 3075, 3080, 3085, 3090, 3095	MF 3115, 3120				MF 5460	MF 6150, 6160	MF 6235, 6245, 6255, 6260, 6265	MF 6445, 6455, 6460, 6470		
3485513M91*	Piston Rod			MF 3125	MF 3600 Series								
3624165M91* (50)	Piston Rod		MF 3050, 3060, 3065			MF 4225, 4235, 4240, 4245, 4255, 4260, 4265, 4270	MF 4325, 4335, 4345, 4355, 4360, 4365, 4370	MF 5425, 5435, 5445, 5455	MF 6110, 6120, 6130, 6140	MF 6235, 6245, 6255			
3900286M91 (51)	Piston Rod		MF 3070, 3075, 3080, 3085, 3095	MF 3100 Series	MF 3635, 3645, 3655, 3670, 3680, 3690				MF 6150, 6160, 6170, 6180, 6190			MF 8110, 8120, 8130, 8140, 8150, 8160	
3484317M92*	Seal Kit		MF 3070, 3075, 3080, 3085, 3090, 3095	MF 3115, 3120									
3765414M91*	Seal Kit					MF 4225, 4235, 4240, 4245, 4255, 4260, 4265, 4270	MF 4325, 4335, 4345, 4355, 4360, 4365, 4370	MF 5425, 5435, 5445, 5455		MF 6235, 6245, 6255			
3404477M91*	Seal Kit - Steering Cylinder					MF 4215, 4220	MF 4315, 4320						
3426897M92*	Steering Cylinder 63mm diameter		MF 3070, 3075, 3080, 3085, 3090, 3095 4WD	MF 3115, 3120 4WD									
3429759M93 (52)	Steering Cylinder				MF 3635, 3645, 3655, 3670, 3680 4WD							MF 8110, 8120, 8130, 8140, 8150, 8160	MF 8210, 8220, 8240, 8250, 8260
3429981M91	Steering Cylinder		MF 3095	MF 3120 4WD					MF 6170, 6180 4WD	MF 6270, 6280 4WD			
3443433M93 (53)	Seal Kit - Steering Cylinder		MF 3070, 3080, 3090, 3095	MF 3115, 3125	MF 3610, 3630, 3650, 3645, 3655, 3670, 3680, 3690	MF 4225, 4235, 4240, 4245, 4255, 4260, 4265, 4270			MF 6150, 6160, 6170, 6180, 6190 2WD	MF 6200 Series 2WD / 4WD, Pacoma		MF 8110, 8120, 8130, 8140, 8150, 8160 2WD	MF 8210, 8220, 8240 2WD, Pacoma
3483098M92	Steering Cylinder Assembly - 2WD		MF 3070, 3080, 3090, 3095	MF 3115, 3125	MF 3610, 3630, 3645, 3650, 3655, 3670, 3680, 3690				MF 6150, 6160, 6170, 6180, 6190	MF 6200 Series		MF 8110, 8120, 8130, 8140, 8150, 8160	MF 8210, 8220, 8240
3483343M92*	Steering Cylinder			MF 3125	MF 3600 Series 4WD								

*Part number is used in other MF series models. ○ image of part shown on page 417.

10+

STEERING

MF 2000 - MF 8200 Series



Part Number	Description	MF 2000/5 Series	MF 3000 Series	MF 3100 Series	MF 3600 Series	MF 4200 Series	MF 4300 Series	MF 5400 (Tier 2) Series	MF 6100 Series	MF 6200 Series	MF 6400 (Tier 2) Series	MF 8100 Series	MF 8200 Series
3484327M92*	Seal kit - Steering Cylinder	MF 3050, 3060, 3065 4WD				MF 4225, 4235, 4240, 4245, 4255 4260, 4265, 4270 4WD, Pacoma	MF 4325, 4335, 4345, 4355, 4360, 4365, 4370 4WD, Pacoma	MF 5425, 5435, 5445, 5455	MF 6110, 6120, 6130, 6140 4WD	MF 6235, 6245, 6255			
3599609M1*	Shaft												
3624121M91 (54)	Steering Cylinder Kit		MF 3075, 3085, 3095	MF 3120				MF 5460	MF 6150, 6160, 6170, 6180 4WD	MF 6255, 6260, 6265, 6270, 6280	MF 6445, 6455, 6460, 6470 Dana 4WD		
3773718M91	Steering Cylinder 68mm diameter					MF 4225, 4235, 4240, 4245, 4255, 4260, 4265, 4270 2WD	MF 4325, 4335, 4345, 4355, 4360, 4365, 4370 2WD	MF 5425, 5435, 5445, 5455, 5460 2WD			MF 6445, 6455, 6460, 6470		
3774728M91*	Steering Cylinder					MF 4215, 4220	MF 4315, 4320						
3900287M91	Steering Cylinder Kit		MF 3070, 3075, 3080, 3085, 3095	MF 3100 Series	MF 3635, 3645, 3655, 3670, 3680, 3690				MF 6150, 6160, 6170, 6180, 6190 2WD			MF 8110, 8120, 8130, 8140, 8150, 8160	
3903689M91 (55)	Seal Kit - Steering Cylinder										MF 6485, 6490, 6495, 6497 Carraro 4WD		MF 8210, 8220, 8240, 8250
3904124M91	Seal Kit - Steering Cylinder 68mm diameter					MF 4225, 4235, 4240, 4245, 4255, 4260, 4265, 4270	MF 4325, 4335, 4345, 4355, 4360, 4365, 4370	MF 5425, 5435, 5445, 5455, 5460 2WD		MF 6200 Series	MF 6445, 6455, 6460, 6470		MF 8210, 8220, 8240
3905719M91	Seal Kit - Steering Cylinder							MF 5470 2WD					
3907161M91 (56)	Steering Cylinder							MF 5465 4WD		MF 6260, 6270, 6280, 6290	MF 6465, 6475, 6480		
3907165M91	Seal Kit - Steering Cylinder							MF 5465 Carraro 4WD		MF 6260, 6270, 6280, 6290	MF 6465, 6475, 6480 Carraro 4WD		

*Part number is used in other MF series models. ○ image of part shown on page 417.


Part Number	Description	MF 2000/5 Series	MF 3000 Series	MF 3100 Series	MF 3600 Series	MF 4200 Series	MF 4300 Series	MF 5400 (Tier 2) Series	MF 6100 Series	MF 6200 Series	MF 6400 (Tier 2) Series	MF 8100 Series	MF 8200 Series
3907208M91	Steering Cylinder							MF 5465 2WD			MF 6465, 6475, 6480, 6485, 6490, 6495, 6497, 6499		
3910322M91	Steering Cylinder Assembly		MF 3050, 3060, 3065										
7302464903*	Steering Cylinder Assembly - 4WD		MF 3050, 3060, 3065			MF 4225, 4235, 4240, 4245, 4255, 4260, 4265, 4270	MF 4325, 4335, 4345, 4355, 4360, 4365, 4370	MF 5425, 5435, 5445, 5455	MF 6110, 6120, 6130, 6140	MF 6235, 6245, 6255			
Steering Orbitrol													
3821548M91*	Steering Orbitrol Unit					MF 4200 Series	MF 4300 Series 100cc						
4271591M3	Steering Orbitrol Unit							MF 5425, 5435, 5445, 5455 2WD		MF 6255, 6260, 6265, 6270, 6280, 6290	MF 6445, 6455		
4273031M3	Steering Orbitrol Unit							MF 5425, 5435, 5445, 5455 2WD					
4282731M1	Steering Orbitrol Unit DYNA-4							MF 5445, 5455 4WD, Load Sensing					
4272411M3	Steering Orbitrol Unit							MF 5460, 5465, 5470 2WD			MF 6460, 6465, 6470, 6475, 6480, 6485, 6490, 6495		
4270245M3 (57)	Steering Orbitrol Unit							MF 5460, 5465, 5470 2WD			MF 6460, 6465, 6470, 6475, 6480		
4270505M1	Steering Orbitrol Unit							MF 5460, 5465, 5470 4WD, Load Sensing			MF 6460, 6465, 6470, 6475, 6480 Dana 4WD		
F36040090020* (58)	Seal Kit - Steering Orbitrol Unit	MF 2000/5 Series	MF 3000 Series	MF 3100 Series	MF 3600 Series	MF 4200 Series		MF 5400 Series	MF 6100 Series	MF 6200 Series	MF 6400 Series	MF 8110, 8120, 8130, 8140, 8150, 8160	MF 8210, 8220, 8240, 8250, 8260
Steering Pumps													
3382280M1 (59)	Steering Pump		MF 3000 Series	MF 3100 Series					MF 6100 Series	MF 6200 Series			

*Part number is used in other MF series models. ○ image of part shown on page 417.



Part Number	Description	MF 2000/5 Series	MF 3000 Series	MF 3100 Series	MF 3600 Series	MF 4200 Series	MF 4300 Series	MF 5400 (Tier 2) Series	MF 6100 Series	MF 6200 Series	MF 6400 (Tier 2) Series	MF 8100 Series	MF 8200 Series
Steering Valves													
4347302M91*	Cap	MF 2620, 2640, 2645				MF 4200 Series	MF 4300 Series	MF 5425, 5435, 5445, 5455, 5460, 5465, 5470	MF 6100 Series	MF 6200 Series	MF 6400 Series		MF 8200 Series
Steering Wheels													
3774837M1*	Steering Wheel	MF 2620, 2640, 2645											
3774841M91*	Cap						MF 4315, 4320, 4325, 4335, 4345, 4355, 4360, 4370						

*Part number is used in other MF series models.




37



38



39



40



41



42



43



44



45



46



47



48



49



50



51



52



53



54



55



56



58



59




60



Part Number	Description	MF 100 (IT) Series	MF 200 (IT) Series	MF 300 (IT) Series	MF 1000 (IT) Series	MF 3300 (IT) Series	MF 3400 (IT) Series
Ball Joints							
376267X1*	Nut - Ball Joint Fixing	MF 134 V, 154, 154 F, 154 S, 154 V, 164T F/S/V, 174, 174 F, 174 S, 174 V, 184, 184 F, 184 S, 194, 194 F, 194 S	MF 233, 234 S, 253, 254, 254 S, 263T, 264T, 264T S, 273, 274, 274 S/SK, 283, 284, 284 S, 293, 294, 294S	MF 333, 334 V, 353, 353 LX/S, 354 AO/FQ/SO/MQ, 354 F/S/V, 354 SP-PP-AP-GE, 356 CF, 363, 363 LX/S, 364 AO/FQ/SO/MQ, 364 F/S/V, 364 SP-PP-AP-GE, 373, 373 LX/S, 374 AO/FQ/SO/MQ, 374 F/H/S/V, 374 SP-PP-AP-GE, 377, 383, 383 LX/S, 384 AO/FQ/SO/MQ, 384 F/S/V, 384 SP-PP-AP-GE, 387, 393, 393 LX/TLX S, 394 AO/FQ/SO, 394 F/H/S, 394 SP-PP-AP-GE, 394T AQ, 396C/CF/CT, 397, 397T			
1617829M1*	Steering Ball Joint RH Thread				MF 1000 Series		
1821234M91*	Steering Ball Joint	MF 134V, 154, 154F/S/V, 164T F/S/V, 174, 174F/S/V, 184, 184F/S, 194, 194F/S 2WD	MF 233, 234S, 253, 254, 254S, 263T, 264T, 264T S, 274, 274S/SK, 283, 284, 284S, 293, 294, 294S 2WD	MF 333, 334 V, 353, 353 LX/S, 354 AO/FQ/SO/MQ, 354 F/S/V, 354 SP-PP-AP-GE, 363, 363 LX/S, 364 AO/FQ/SO/MQ, 364 F/S/V, 364 SP-PP-AP-GE, 373, 373 LX/S, 374 AO/FQ/SO/MQ, 374 F/H/S/V, 374 SP-PP-AP-GE, 377, 383, 383 LX/S, 384 AO/FQ/SO/MQ, 384 F/S/V, 384 SP-PP-AP-GE, 387, 393, 393 LX/TLX S, 394 AO/FQ/SO, 394 F/H/S, 394 SP-PP-AP-GE, 394T AQ, 397, 397T			
3314359M1	Ball Joint - Steering Cylinder	MF 154 F, 154 S, 164T F/S, 174 F, 174 S, 184 F, 184 S, 194 F, 194 S	MF 233, 253, 254, 254 S, 263T, 264T, 264T S	MF 333, 353, 353 LX/S, 354 AO/FQ/SO, 354 F/S, 354 SP-PP-AP-GE, 363, 363 LX/S, 364 AO/FQ/SO, 364 F/S, 364 SP-PP-AP-GE, 374 AO/FQ/SO, 374 F/H/S, 374 SP-PP-AP-GE, 384 AO/FQ/SO, 384 F/S, 384 SP-PP-AP-GE, 394 AO/FQ/SO, 394 F/H/S, 394 SP-PP-AP-GE, 394T AQ			

*Part number is used in other MF series models.

Part Number	Description	MF 100 (IT) Series	MF 200 (IT) Series	MF 300 (IT) Series	MF 1000 (IT) Series	MF 3300 (IT) Series	MF 3400 (IT) Series
3426276M1*	Steering Ball Joint				MF 1114, 1134		
3426313M1*	Steering Ball Joint			MF 383, 393, 397, 397T	MF 1014		
3426336M1*	Steering Ball Joint			MF 353, 353 LX/S, 363, 363 LX/S, 373, 373 LX/S, 377, 383, 383 LX/S, 387, 393, 393 LX/TLX/S, 397, 397T			
3426660M1*	Steering Ball Joint	MF 154F/S, 164T F/S, 174F/S, 184F/S, 194F/S 4WD	MF 233, 253, 254, 254S, 263T 264T, 264T S, 273, 273S, 274, 274S/SK, 283, 284, 293, 294, 294S 4WD	MF 333, 353, 353 LX/S, 354 AQ/FQ/SQ, 354 F/S, 354 SP-FP-AP-GE, 363, 363 LX/S, 364 AQ/FQ/SQ, 364 F/S, 364 SP-FP-AP-GE, 373, 373 LX/S, 374 AQ/FQ/SQ, 374 F/H/S, 374 SP-FP-AP-GE, 377, 383, 383 LX/S, 384 AQ/FQ/SQ, 384 F/S, 384 SP-FP-AP-GE, 387, 393, 393 LX/TLX/S, 394 AQ/FQ/SQ, 394 F/H/S, 394 SP-FP-AP-GE, 394T AQ, 397, 397T	MF 1000 Series		
3426773M3*	Steering Ball Joint				MF 1000 Series		
3427426M91	Ball Joint - Steering Cylinder	MF 154 V, 164T V, 174 V		MF 334 V, 354 V, 364 V, 374 V, 384 V			
3428457M1 	Ball Joint - Steering Cylinder			MF 354 SQ, 354 SP-FP-AP-GE, 364 SQ, 364 SP-FP-AP-GE, 374 SQ, 374 SP-FP-AP-GE, 384 SQ, 384 SP-FP-AP-GE, 394 SQ, 394 SP-FP-AP-GE			
3428955M1	Ball Joint - Steering Cylinder			MF 354 AQ/FQ, 354 SP-FP-AP-GE, 364 AQ/FQ, 364 SP-FP-AP-GE, 374 AQ/FQ, 374 SP-FP-AP-GE, 384 AQ/FQ, 384 SP-FP-AP-GE, 394 AQ/FQ, 394 SP-FP-AP-GE, 394T AQ			
3909379M1*	Steering Ball Joint			MF 353, 353 LX/S, 354 AQ/FQ/SQ, 354 SP-FP-AP-GE, 363, 363 LX/S, 364 AQ/FQ/SQ, 364 SP-FP-AP-GE, 373, 373 LX/S, 374 AQ/FQ/SQ, 374 SP-FP-AP-GE, 377, 383, 383 LX/S, 384 AQ/FQ/SQ, 384 SP-FP-AP-GE, 387, 393, 393 LX/TLX/S, 394 AQ/FQ/SQ, 394 SP-FP-AP-GE, 394T AQ, 397, 397T	MF 1014		
3909318M1*	Steering Ball Joint				MF 1114, 1134		

*Part number is used in other MF series models.  image of part shown on page 417.

10+

STEERING

MF 100 (IT) - MF 3400 (IT) Series




Part Number	Description	MF 100 (IT) Series	MF 200 (IT) Series	MF 300 (IT) Series	MF 1000 (IT) Series	MF 3300 (IT) Series	MF 3400 (IT) Series
0.010.0486.4	Toggle					MF 3315F, 3315FE, 3315GE, 3315S, 3315V, 3325F, 3325FE, 3325GE, 3325S, 3325V, 3330F, 3330FE, 3330GE, 3330S, 3330V, 3340F, 3340FE, 3340GE, 3340S, 3340V, 3350F, 3350FE, 3350GE, 3350S, 3355F, 3355FE, 3355GE, 3355S 2WD	MF 3425 F, 3425 GE, 3425 S, 3425 V, 3435 F, 3435 GE, 3435 S, 3435 V, 3445 F, 3445 GE, 3445 S, 3455 F, 3455 GE, 3455 S 2WD
0.010.0798.4/3	Toggle (RH)						MF 3425 F, 3425 GE, 3425 S, 3425 V, 3435 GE, 3435 S, 3435 V, 3445 GE, 3445 S, 3455 GE, 3455 S 4WD
0.010.0799.4/3	Toggle (LH)						MF 3425 F, 3425 GE, 3425 S, 3425 V, 3435 GE, 3435 S, 3435 V, 3445 GE, 3445 S, 3455 GE, 3455 S 4WD
0.010.2460.0	Ball Joint					MF 3315GE, 3315S, 3315V, 3325GE, 3325S, 3325V, 3330GE, 3330S, 3330V, 3340GE, 3340S, 3340V, 3350GE, 3350S, 3355GE, 3355S 4WD	MF 3425 F, 3425 GE, 3425 S, 3425 V, 3435 GE, 3435 S, 3435 V, 3445 GE, 3445 S, 3455 GE, 3455 S 4WD
Orbitrol Units							
782509M91*	Orbitrol Unit	MF 154, 174, 184, 194	MF 254, 254 S, 274, 274 S, 284 S, 294S	MF 333, 334 V, 353, 353 LX/S, 354 AQ/FQ/SO/VQ, 354 F/S/V, 354 SP-PP-AP-GE, 363, 363 LX/S, 364 AQ/FQ/SO/VQ, 364 F/S/V, 364 SP-PP-AP-GE, 373, 373 LX/S, 374 AQ/FQ/SO/VQ, 374 FH/S/V, 374 SP-PP-AP-GE, 377, 383, 383 LX/S, 384 AQ/FQ/SO/VQ, 384 F/S/V, 384 SP-PP-AP-GE, 387, 393, 393 LX/TLX/S, 394 AQ/FQ/SQ, 394 FH/S, 394 SP-PP-AP-GE, 394T AQ, 397, 397T	MF 1000 Series		
1887719M1*	Seal	MF 134 V, 154, 154 F, 154 S, 154 V, 164T, F/S/V, 174, 174 F, 174 S, 174 V, 184, 184 F, 184 S, 194, 194 F, 194 S	MF 233, 253, 254, 254 S, 263T, 264T, 264T S, 273, 274, 274 S/SK, 283, 284, 284 S, 293, 294, 294S 194 F, 194 S		MF 1000 Series		

*Part number is used in other MF series models.

Part Number	Description	MF 100 (IT) Series	MF 200 (IT) Series	MF 300 (IT) Series	MF 1000 (IT) Series	MF 3300 (IT) Series	MF 3400 (IT) Series
1897431M1* (61)	Gasket	MF 154 F, 154 S, 154 V, 164T F/S/V, 174 F, 174 S, 174 V, 184 F, 184 S, 194 F, 194 S	MF 233, 253, 254, 263T, 264T, 264T S, 273, 274, 274 SK, 283, 284, 293, 294, 294S	MF 333, 353, 353 LX S, 354 AQ/FO/SO/VQ, 354 F/S/V, 354 SP-FP-AP-GE, 363, 363 LX S, 364 AQ/FO/SO/VQ, 364 F/S/V, 364 SP-FP-AP-GE, 373, 373 LX S, 374 AQ/FO/SO/VQ, 374 F/H/S/V, 374 SP-FP-AP-GE, 377, 383, 383 LX S, 384 AQ/FO/SO/VQ, 384 F/S/V, 384 SP-FP-AP-GE, 387, 393, 393 LX/TLX S, 394 AQ/FO/SO, 394 F/H/S, 394 SP-FP-AP-GE, 394T AQ, 397, 397T	MF 1000 Series		
3670785M91	Orbitrol Unit		MF 253, 254, 263T, 264T, 264T S, 273, 274, 274 SK, 283, 284, 293, 294, 294S	MF 353, 353 LX/S, 363, 363 LX/S, 373, 373 LX/S, 377, 383, 383 LX S, 387, 393, 393 LX/TLX S, 397, 397T	MF 1000 Series		
3684541M91 (62)	Orbitrol Unit	MF 154 F, 154 S, 154 V, 164T F/S/V, 174 F, 174 S, 174 V, 184 F, 184 S, 194 F, 194 S	MF 233, 253, 254, 263T, 264T, 264T S, 273, 274, 274 SK, 283, 284, 293, 294, 294S	MF 333, 353, 353 LX S, 354 AQ/FO/SO/VQ, 354 F/S/V, 354 SP-FP-AP-GE, 363, 363 LX S, 364 AQ/FO/SO/VQ, 364 F/S/V, 364 SP-FP-AP-GE, 373, 373 LX S, 374 AQ/FO/SO/VQ, 374 F/H/S/V, 374 SP-FP-AP-GE, 377, 383, 383 LX S, 384 AQ/FO/SO/VQ, 384 F/S/V, 384 SP-FP-AP-GE, 387, 393, 393 LX/TLX S, 394 AQ/FO/SO, 394 F/H/S, 394 SP-FP-AP-GE, 394T AQ, 397, 397T			
Seal Kit							
3484624M92*	Seal Kit - Steering Cylinder				MF 1114, 1134		
Steering Clutch							
1423483M1 (63)	Disc - Steering Clutch	MF 134 C, 154 C, 174 C	MF 234 C/CF, 244 CF, 254 CF, 264T CF, 274C/CF	MF 356 CF, 364 CF, 366 CF, 367 CF			
1424072M1 (64)	Drum	MF 174 C					
1824741M2	Gasket	MF 134 C, 154 C, 174 C	MF 234 C/CF, 244 CF, 254 C/CF, 264T CF, 274C/CF	MF 356 CF, 366 CF, 367 CF			



(61)



(62)



(63)



(64)

*Part number is used in other MF series models.



Part Number	Description	MF 100 (IT) Series	MF 200 (IT) Series	MF 300 (IT) Series	MF 1000 (IT) Series	MF 3300 (IT) Series	MF 3400 (IT) Series
1824743M92	Bearing and Housing Assembly	MF 134 C, 154 C, 174 C, 194 C	MF 234 C/CF, 244 CF, 254 C/CF, 264T CF, 274C/CF, 294 C	MF 356 CF, 364 CF, 366 CF, 367 CF, 394 C			
1824751M1	Shaft	MF 134 C, 154 C, 174 C, 194 C					
1824754M2	Flange	MF 134 C, 154 C, 174 C, 194 C					
3300186M1	Disc - Steering Clutch	MF 194 C	MF 294C	MF 394C			
3310558M1	Drum		MF 254 C/CF, 264T CF	MF 364 CF, 366 CF, 367 CF			
3310558M1	Drum		MF 254 C/CF, 264T CF	MF 364 CF, 366 CF, 367 CF			
3310569M1	Spring		MF 234 C/CF, 244 CF, 254 C/CF, 264T CF, 274C/CF, 294 C	MF 356 CF, 364 CF, 366 CF, 367 CF, 394 C			
3535759M1	Disc - Steering Clutch	MF 134 C, 154 C, 174 C	MF 234 C/CF, 244 CF, 254 C/CF, 264T CF, 274C/CF	MF 356 CF, 364 CF, 366 CF, 367 CF, 376 C/CF/XCF, 396C/ CF/ CT			
3535760M91	Disc - Steering Clutch			MF 376 C/CF/XCF, 396C/ CF/ CT			
Steering Cylinders							
1605172M91	Steering Cylinder Assembly	MF 174, 184, 194	MF 273, 274, 274 S/SK, 283, 284, 284 S, 293, 294, 294S	MF 373, 373 LX S, 377, 383, 383 LX/S, 387, 393, 393 LX/ TLX/ S, 397, 397T			
1605320M1*	Ring			MF 383, 393, 397, 397T	MF 1014		
16054115M1*	Ring				MF 1114, 1134		
1605699M1*	Lock Wire - Steering Cylinder			MF 353, 353 LX/ S, 354 AQ/FO/SQ/ VQ, 354 SP-FP-AP-GE, 363, 363 LX/ S, 364 AQ/FO/SQ/VQ, 364 SP-FP-AP-GE, 373, 373 LX/ S, 374 AQ/FO/ SO/VQ, 374 SP-FP-AP-GE, 377, 383, 383 LX/ S, 384 AQ/FO/SQ/VQ, 384 SP-FP-AP-GE, 387, 393, 393 LX/ TLX/ S, 394 AQ/FO/SQ, 394 SP-FP-AP-GE, 394T AQ, 397, 397T	MF 1014		

*Part number is used in other MF series models.

Part Number	Description	MF 100 (IT) Series	MF 200 (IT) Series	MF 300 (IT) Series	MF 1000 (IT) Series	MF 3300 (IT) Series	MF 3400 (IT) Series
1609086M91	Seal Kit	MF 154 F, 154 S, 164T F/S, 174, 174 F, 174 S, 184, 184 F, 184 S, 194, 194 F, 194 S	MF 233, 253, 254, 254 S, 263T, 264T, 264T S, 273, 274, 274 S/SK, 283, 284, 284 S, 293, 294, 294S	MF 333, 353, 353 LX/S, 354 AO/FQ, 354 F/S, 354 SP-FP-AP-GE, 363, 363 LX/S, 364 AO/FQ, 364 F/S, 364 SP-FP-AP-GE, 373, 373 LX/S, 374 AO/FQ, 374 F/H/S, 374 SP-FP-AP-GE, 377, 383, 383 LX/S, 384 AO/FQ, 384 F/S, 384 SP-FP-AP-GE, 387, 393, 393 LX/ TLX/S, 394 AO/FQ, 394 F/H/S, 394 SP-FP-AP-GE, 394T AO, 397, 397T			
1748133M94*	Steering Cylinder Assembly - 4WD	MF 154, 174, 184, 194	MF 253, 254, 254 S, 263T, 264T, 264T S, 273, 274, 274 S/SK, 283, 284, 284 S, 293, 294, 294S		MF 1014		
1749581M91*	Seal Kit		MF 253, 254, 254 S, 263T, 264T, 264T S, 273, 274, 274 S/SK, 283, 284, 293, 294, 294S		MF 1014		
1748137M2*	Piston Rod	MF 154, 174, 184, 194	MF 253, 254, 254 S, 263T, 264T, 264T S, 273, 274, 274 S/SK, 283, 284, 284 S, 293, 294, 294S		MF 1014		
3033290M91*	Piston Rod				MF 1114, 1134		
3485505M91*	Piston Rod			MF 353, 353 LX/S, 363, 363 LX/S, 373, 373 LX/S, 377, 383, 383 LX/S, 387, 393, 393 LX/ TLX/S, 397, 397T			
3485512M91*	Piston Rod			MF 383, 393, 397, 397T	MF 1014		
3485513M91*	Piston Rod				MF 1114, 1134		
3484317M92*	Seal Kit			MF 397, 397T	MF 1014		
3426816M91	Steering Cylinder Assembly - 4WD	MF 154 F, 154 S, 164T F/S, 174 F, 174 S, 184 F, 184 S, 194 F, 194 S		MF 354 F/S, 364 F/S, 374 F/H/S, 384 F/S, 394 F/H/S			
3426897M92*	Steering Cylinder 63mm diameter			MF 383, 393, 397, 397T	MF 1014		
3483343M92*	Steering Cylinder				MF 1114, 1134		
3484327M92*	Seal kit - Steering Cylinder			MF 353, 353 LX/S, 363, 363 LX/S, 373, 373 LX/S, 377, 383, 383 LX/S, 387, 393, 393 LX/ TLX/S, 397, 397T			
3648592M91	Steering Cylinder Assembly	MF 134 V, 154 V, 164T V, 174 V		MF 334 V, 354 VQ, 354 V, 364 VQ, 364 V, 374 VQ, 374 V, 384 VQ, 384 V			
3910322M91	Steering Cylinder Assembly			MF 353, 353 LX/S, 363, 363 LX/S, 373, 373 LX/S, 377, 383, 383 LX/S, 387, 393, 393 LX/ TLX/S, 397, 397T			

*Part number is used in other MF series models.



Part Number	Description	MF 100 (IT) Series	MF 200 (IT) Series	MF 300 (IT) Series	MF 1000 (IT) Series	MF 3300 (IT) Series	MF 3400 (IT) Series
7182460001	Steering Cylinder Assembly			MF 354 AO/FO/SQ, 354 SP-FP-AP-GE, 364 AO/FO/SQ, 364 SP-FP-AP-GE, 374 AO/FO/SQ, 374 SP-FP-AP-GE, 384 AO/FO/SQ, 384 SP-FP-AP-GE, 394 AO/FO/SQ, 394 SP-FP-AP-GE, 394T AQ			
Steering Linkage							
1424564M2	Steering Arm - RH	MF 154, 174, 184, 194	MF 233, 234 S, 253, 254, 254 S, 263T, 264T, 264T S, 273, 274, 274 S/SK, 283, 284, 284 S, 293, 294, 294S	MF 333, 353, 353 LX S, 363, 363 LX S, 373, 373 LX S, 377, 383, 383 LX S, 387, 393, 393 LX/ TLX S, 397, 397T			
1424974M2 ⁽⁶⁵⁾	Steering Arm - LH	MF 174, 184, 194	MF 233, 253, 254, 254 S, 263T, 264T, 264T S, 273, 274, 274 S/SK, 283, 284, 284 S, 293, 294, 294S	MF 333, 353, 353 LX S, 363, 363 LX S, 373, 373 LX S, 377, 383, 383 LX S, 387, 393, 393 LX/ TLX S, 397, 397T			
Steering Oil Tanks							
3530018M92 ⁽⁶⁶⁾	Steering Oil Tank Assembly	MF 134 V, 154 F, 154 S, 154 V, 164T F/SV, 174 F, 174 S, 174 V, 184 F, 184 S, 194 F, 194 S	MF 233, 253, 254, 254 S, 263T, 264T, 264T S, 273, 274, 274 S/SK, 283, 284, 284 S, 293, 294, 294S	MF 333, 334 V, 353, 353 LX S, 354 AO/FO/SQ/VQ, 354 F/SV, 354 SP-FP-AP-GE, 363, 363 LX S, 364 AO/FO/SQ/VQ, 364 F/SV, 364 SP-FP-AP-GE, 373, 373 LX S, 374 AO/FO/SQ/VQ, 374 F/H/SV, 374 SP-FP-AP-GE, 377, 383, 383 LX S, 384 AO/FO/SQ/VQ, 384 F/SV, 384 SP-FP-AP-GE, 387, 393, 393 LX/ TLX S, 394 AO/FO/SQ, 394 F/H/S, 394 SP-FP-AP-GE, 394T AQ, 397, 397T	MF 1000 Series		
Steering Orbitrol							
3305964M92*	Steering Orbitrol Unit	MF 134V, 154 F, 154 S, 154 V, 164T/ F/SV, 174 F, 174 S, 174 V, 184 F, 184 S, 194 F, 194 S		MF 334 V, 354 AO/FO/SQ/VQ, 354 F/SV, 354 SP-FP-AP-GE, 364 AO/FO/SQ/VQ, 364 F/SV, 364 SP-FP-AP-GE, 374 F/H/SV, 374 SP-FP-AP-GE, 384 AO/FO/SQ/VQ, 384 F/SV, 384 SP-FP-AP-GE, 394 AO/FO/SQ, 394 F/H/S, 394 SP-FP-AP-GE, 394T AQ			

*Part number is used in other MF series models.

Part Number	Description	MF 100 (IT) Series	MF 200 (IT) Series	MF 300 (IT) Series	MF 1000 (IT) Series	MF 3300 (IT) Series	MF 3400 (IT) Series
F360400090020*	Seal Kit - Steering Orbitrol Unit	MF 134V, 154, 154 F, 154 S, 154 V, 164T/FSW, 174, 174 F, 174 S, 174 V, 184, 184 F, 184 S, 194, 194 F, 194 S	MF 233, 253, 254, 254S, 263T, 264T, 264T S, 273, 274, 274S/ SK, 283, 284, 284 S, 293, 294, 294S	MF 333, 334 V, 353, 353 LX S, 354 AQ/FO/SO/VQ, 354 F/SV, 354 SP-PP-AP-GE, 363, 363 LX S, 364 AQ/FO/SO/VQ, 364 F/SV, 364 SP-PP-AP-GE, 373, 373 LX S, 374 AQ/FO/SO/VQ, 374 FHSW, 374 SP-PP-AP-GE, 376 C/CF/XCF, 377, 383, 383 LX S, 384 AQ/FO/SO/VQ, 384 F/SV, 384 SP-PP-AP-GE, 387, 393, 393 LX TLX/S, 394 AQ/FO/SQ, 394 FHS/S, 394 S, 394 AQ/FO/SQ, 397, 397T	MF 1000 Series		
Steering Pumps							
828724M1	Bush	MF 154, 174, 184, 194, 194 C	MF 254, 274, 274 SK, 284 S, 294S	MF 397T	MF 1114, 1134		
1424368M1 (67)	Drive Flange	MF 154, 174, 184, 194	MF 274				
1424463M1	Drive Hub	MF 154, 174, 184, 194	MF 254, 274				
1424502M3 (68)	Drive Flange	MF 134 V, 154, 154 F, 154 S, 154 V, 164T F/SW, 174, 174 F, 174 S, 174 V, 184 F, 184 S, 194 F, 194 S	MF 233, 253, 254, 254 S, 263T, 264T, 264T S, 273, 274, 274C/ S/ SK, 283, 284, 293, 294, 294S	MF 333, 334 V, 353, 353 LX S, 354 AQ/FO/SO/VQ, 354 F/SV, 354 SP-PP-AP-GE, 363, 363 LX S, 364 AQ/FO/SO/VQ, 364 F/SV, 364 SP-PP-AP-GE, 373, 373 LX S, 374 AQ/FO/SO/VQ, 374 FHSW, 374 SP-PP-AP-GE, 377, 383, 383 LX S, 384 AQ/FO/SO/VQ, 384 F/SV, 384 SP-PP-AP-GE, 387, 393, 393 LX TLX/S, 394 AQ/FO/SQ, 394 FHS/S, 394 SP-PP-AP-GE, 394T AQ, 397, 397T			
1425169M1	Drive Shaft		MF 274 SK, 284 S, 294S				
1425170M1 (69)	Drive Hub	MF 194 C	MF 274 SK, 284 S, 294S				
1427385M1	Drive Flange		MF 274 SK, 284 S, 294S				




(65)



(66)



(67)



(68)



(69)

*Part number is used in other MF series models.

10+

STEERING

MF 100 (IT) - MF 3400 (IT) Series



Part Number	Description	MF 100 (IT) Series	MF 200 (IT) Series	MF 300 (IT) Series	MF 1000 (IT) Series	MF 3300 (IT) Series	MF 3400 (IT) Series
1811092M91*	Steering Pump Tandem Seal Kit			MF 374 AQ/FQ/SQ/VQ, 374 F/H/V, 374 SP-PP-AP-GE, 376 C/CF/XCF, 384 AQ/FQ/SQ, 384 FV, 384 SP-PP- AP-GE, 394 AQ/FQ/SQ, 394 F/H, 394 SP-PP-AP-GE, 394T AQ, 396C/ CF/ CT			
3311522M91	Seal Kit			MF 334 V, 353, 353 LX/ S, 354 AQ/ FQ/SQ/VQ, 354 F/SV, 354 SP-PP-AP- GE, 356 CF, 363, 363 LX/ S, 364 AQ/ FQ/SQ/VQ, 364 F/SV, 364 SP-PP-AP- GE, 366 CF, 367 CF, 373, 373 LX/ S, 374 AQ/FQ/SQ/VQ, 374 F/H/SV, 374 SP-PP-AP-GE, 377, 383, 383 LX/ S, 384 AQ/FQ/SQ/VQ, 384 F/SV, 384 SP-PP-AP-GE, 387, 393, 393 LX/ TLX/ S, 394 AQ/FQ/SQ, 394 F/H/S, 394 SP-PP-AP-GE, 394T AQ, 397, 397T	MF 1014		
3540970M91	Steering Pump Assembly	MF 154, 174, 184, 194					
3540971M91	Steering Pump Assembly				MF 1114, 1134		
3546156M91	Steering Pump	MF 134V, 154 F, 154 V, 164T/V, 174 F, 174 V, 184 F, 194 F		MF 354 AQ/FQ/SQ/VQ, 354 F/SV, 354 SP-PP-AP-GE, 364 AQ/FQ/SQ/ VQ, 364 F/SV, 364 SP-PP-AP-GE, 374 AQ/FQ/SQ/VQ, 374 F/H/SV, 374 SP-PP-AP-GE, 384 AQ/FQ/SQ/VQ, 384 F/SV, 384 SP-PP-AP-GE, 394 AQ/FQ/ SQ, 394 F/H/S, 394 SP-PP-AP-GE, 394T AQ			
3774612M91*	Steering Pump	MF 174F, 184F, 194F		MF 374 AQ/FQ/SQ, 374 F/H/SV, 374 SP-PP-AP-GE, 376 C/CF/XCF, 384 AQ/ FQ/SQ, 384 F/SV, 384 SP-PP-AP-GE, 394 AQ/FQ/SQ, 394 F/H/S, 394 SP- PP-AP-GE, 394T AQ, 396C/ CF/ CT			
3774616M92*	Steering Pump Assembly			MF 374 F/H/V, 374 SP-PP-AP-GE, 376 C/CF/XCF, 384 AQ/FQ/SQ, 384 FV, 384 SP-PP-AP-GE, 394 AQ/FQ/SQ, 394 F/H, 394 SP-PP-AP-GE, 394T AQ, 396C/ CF/ CT			

*Part number is used in other MF series models.

10+ | TRACTOR CAB





Part Number	Description	TE 20, FE 35, MF 35, MF 35X, MF 65	MF 100 (UK) Series	MF 100 (FR) Series	MF 200 (UK & FR) Series	MF 200 (TR) Series	MF 300 Series	MF 500 Series	MF 600 Series
Cab Mounts									
AG601284*	Cab Mount - Front							MF 500 Series	
1612171M1*	Cab Mount - Rear	MF 240, 260, 265, 275, 290, 298						MF 565, 575, 590, 592, 595, 595MKII	
1694720M2*	Cab Mount - Front and Rear				MF 265S, 275, 285S, 290		MF 342, 350, 352, 355, 360, 362, 365, 375, 390, 390T, 398, 399		
Door Hinges									
3301495M4*	Hinge Lower								MF 675, 690, 698
3477708M91	Hinge - Rear Window Lower						MF 342, 350, 352, 355, 360, 362, 365, 375, 390, 390T, 398, 399		
3477715M1	Hinge - Side Window						MF 342, 350, 352, 355, 360, 362, 365, 375, 390, 390T, 398, 399		
3900657M91	Hinge Upper - Male (LH)						MF 342, 352, 365, 375, 390, 390T, 398, 399		
3900658M91	Hinge Upper - Male (RH)						MF 342, 352, 365, 375, 390, 390T, 398, 399		
3900676M1	Hinge Upper - Female (LH)						MF 342, 352, 365, 375, 390, 390T, 398, 399		
3900677M1	Hinge Upper - Female (RH)						MF 342, 352, 365, 375, 390, 390T, 398, 399		
Doors									
1670819M92	Door Latch Assembly (LH)	MF 260, 265, 275, 290, 298						MF 500 Series	
1670820M92	Door Latch Assembly (RH)	MF 260, 265, 275, 290, 298						MF 550, 565, 575, 590	
1877159M92	Door Handle Assembly	MF 260, 265, 275, 290, 298						MF 500 Series	

*Part number is used in other MF series models. ○ image of part shown on page 433.

Part Number	Description	TE 20, FE 35, MF 35, MF 35X, MF 65	MF 100 (UK) Series	MF 100 (FR) Series	MF 200 (UK & FR) Series	MF 200 (TR) Series	MF 300 Series	MF 500 Series	MF 600 Series
3301853M92* ^⑦	Door Handle Assembly								MF 600 Series
3301854M91*	Door Latch Assembly (LH)								MF 600 Series
3301855M91*	Door Latch Assembly (RH)								MF 600 Series
3301857M91* ^⑧	Door Lock (LH)								MF 600 Series
3301858M91*	Door Lock (RH)								MF 600 Series
3476151M1 ^⑨	Door Handle						MF 342, 350, 352, 355, 360, 362, 365, 375, 390, 390T, 398, 399		
3900687M92	Door Assembly (LH)						MF 342, 350, 352, 355, 360, 362, 365, 375, 390, 390T, 398, 399		
3900688M92	Door Assembly (RH)						MF 342, 350, 352, 355, 360, 362, 365, 375, 390, 390T, 398, 399		
3931692M91*	Door Assembly (LH)								MF 600 Series
3931693M91*	Door Assembly (RH)								MF 600 Series
Gas Struts									
3301920M92* ^⑩	Gas Strut - Rear Window								MF 600 Series
3303021M91*	Gas Strut - Roof Hatch						MF 342, 350, 352, 355, 360, 362, 365, 375, 390, 390T, 398, 399		MF 600 Series
3384671M1* ^⑪	Gas Strut - Rear Window			MF 260, 265, 275, 290, 298			MF 342, 350, 352, 355, 360, 362, 365, 375, 390, 390T, 398, 399	MF 500 Series	
3478319M2	Gas Strut - Cab Door						MF 342, 350, 352, 355, 360, 362, 365, 375, 390, 390T, 398, 399		
General									
1694047M1* ^⑫	Tap - Cab Heater						MF 300 Series		MF 600 Series
Mirrors									
3806614M91* ^⑬	Mirror - Exterior Excludes Arm						MF 342, 350, 355, 352, 360, 362, 365, 375, 390, 390T, 398, 399	MF 550, 565, 575, 590	

*Part number is used in other MF series models. ○ image of part shown on page 433.

10+

TRACTOR CAB MF 35 - MF 600 Series



Part Number	Description	TE 20, FE 35, MF 35, MF 35X, MF 65	MF 100 (UK) Series	MF 100 (FR) Series	MF 200 (UK & FR) Series	MF 200 (TR) Series	MF 300 Series	MF 500 Series	MF 600 Series
380618M91* ⁽¹⁴⁾	Mirror - Interior		MF 135, 148, 165, 168, 175, 178, 188		MF 230		MF 342, 350, 352, 355, 360, 362, 365, 375, 390, 390T, 398, 399		MF 675, 690, 698T, 699
3901343M91	Mirror Arm Assembly (LH)						MF 342, 350, 352, 355, 360, 362, 365, 375, 390, 390T, 398, 399		
3901344M91	Mirror Arm Assembly (RH)						MF 342, 350, 352, 355, 360, 362, 365, 375, 390, 390T, 398, 399		
Roof									
3385183M93* ⁽¹⁵⁾	Roof Panel								
3478355M1 ⁽¹⁶⁾	Roof Hatch						MF 342, 350, 352, 355, 360, 362, 365, 375, 390, 390T, 398, 399		
3900651M91	Roof Panel						MF 342, 350, 352, 355, 360, 362, 365, 375, 390, 390T, 398, 399		
Trim									
3477720M1 ⁽¹⁷⁾	Fender Trim (LH)						MF 350, 355, 360, 362, 365, 375, 390, 390T, 398, 399		
3477721M1 ⁽¹⁸⁾	Fender Trim (RH)						MF 350, 355, 360, 362, 365, 375, 390, 390T, 398, 399		
3900646M1	Fender Trim (LH)						MF 342, 352, 365, 375, 390, 390T, 398, 399		
3900647M1	Fender Trim (RH)						MF 342, 352, 365, 375, 390, 390T, 398, 399		
Windows									
1670361M1	Glass - Front Windscreen								MF 560, 575, 590, 592, 595, 595MKII

*Part number is used in other MF series models. ○ image of part shown on page 433.

Part Number	Description	TE 20, FE 35, MF 35, MF 35X, MF 65	MF 100 (UK) Series	MF 100 (FR) Series	MF 200 (UK & FR) Series	MF 200 (TR) Series	MF 300 Series	MF 500 Series	MF 600 Series
1699453M2	Glass - Front Lower							MF 560, 575, 590, 592, 595, 595MKII	MF 600 Series
1877223M92 ⁽¹⁹⁾	Lower Rear Window Assembly							MF 500 Series	
1897724M1*	Glass - Rear Window				MF 240, 250, 265, 275, 290				
3301845M4*	Glass - Door								MF 600 Series
3301875M3*	Windscreen								MF 600 Series
3302705M5*	Glass - Side Window								MF 600 Series
3304534M1	Glass - Rear Lower								MF 600 Series
3306547M2*	Glass - Rear Window								MF 600 Series
3475994M1	Glass - Front (LH) Lower, one hole						MF 342, 350, 352, 355, 360, 362, 365, 375, 390, 390T, 398, 399		
3475995M1	Glass - Front (RH) Lower, one hole						MF 342, 350, 352, 355, 360, 365, 375, 390, 390T, 398, 399		
3476127M1	Glass - Side Windows						MF 350, 355, 360, 362, 365, 375, 390, 390T, 398, 399		
3476132M91* ⁽²⁰⁾	Window Stay (RH) Side Window						MF 342, 350, 352, 355, 360, 362, 365, 375, 390, 390T, 398, 399		
3476133M91*	Window Stay (LH) Side Window						MF 342, 350, 352, 355, 360, 362, 365, 375, 390, 390T, 398, 399		
3476137M1	Glass - Rear Lower						MF 342, 350, 352, 355, 360, 362, 365, 375, 390, 390T, 398, 399		
3476159M1	Glass - Door Upper						MF 342, 350, 352, 355, 360, 362, 365, 375, 390, 390T, 398, 399		
3477716M1	Glass - Rear Window						MF 342, 350, 352, 355, 360, 362, 365, 375, 390, 390T, 398, 399		
3477778M1	Glass - Door Lower						MF 342, 350, 352, 355, 360, 362, 365, 375, 390, 390T, 398, 399		
3478320M1	Glass - Front Windscreen Upper						MF 342, 350, 352, 355, 360, 362, 365, 375, 390, 390T, 398, 399		

*Part number is used in other MF series models. ○ image of part shown on page 433.



Part Number	Description	TE 20, FE 35, MF 35, MF 35X, MF 65	MF 100 (UK) Series	MF 100 (FR) Series	MF 200 (UK & FR) Series	MF 200 (TR) Series	MF 300 Series	MF 500 Series	MF 600 Series
3900618M1	Glass - Side Windows						MF 342, 352, 365, 375, 390, 390T, 398, 399		
Windscreen Washer									
1897099M1*	Cap - Windscreen Washer Bottle				MF 240, 250, 265, 275, 290		MF 342, 350, 352, 355, 360, 362, 365, 375, 390, 390T, 398, 399		MF 600 Series
1897101M1*	Windscreen Washer Bottle				MF 240, 250, 265, 275, 290		MF 342, 350, 352, 355, 360, 362, 365, 375, 390, 390T, 398, 399		MF 600 Series
Wiper Blades									
3406992M91	Wiper Blade Rear						MF 342, 352, 365, 375, 390, 390T, 398, 399		
3620123M91* (21)	Wiper Blade Rear		MF 135, 148, 165, 168, 175, 178, 185, 188		MF 240, 250, 265, 275, 290			MF 560, 575, 590, 592, 595, 595MKII	
3620127M91*	Wiper Blade Front						MF 342, 350, 352, 355, 360, 362, 365, 375, 390, 390T, 398, 399		
3620129M91* (22)	Wiper Blade Front								MF 600 Series

*Part number is used in other MF series models. ○ image of part shown on page 433.



1




2



3



4



5



6



7



8



9



10



11



12



13



14



15



16



17



18



19



20



21



22



23



24



Part Number	Description	MF 2000/5 Series	MF 3000 Series	MF 3100 Series	MF 3600 Series	MF 4200 Series	MF 4300 Series	MF 5400 Series (Tier 2)	MF 6100 Series	MF 6200 Series	MF 6400 Series (Tier 2)	MF 8100 Series	MF 8200 Series
Cab Mounts													
A6601284*	Cab Mount - Front	MF 2000/5 Series											
1612171M1*	Cab Mount - Rear	MF 2000/5 Series	MF 3000 Series	MF 3100 Series	MF 3600 Series								
1694720M2*	Mount					MF 4200 Series	MF 4300 Series						
Doors													
1694047M1*	Tap - Cab Heater					MF 4200 Series		MF 5400 Series	MF 6100 Series	MF 6200 Series	MF 6400 Series	MF 8110, 8120, 8130, 8140, 8150, 8160	MF 8200 Series
3301857M91*	Door Lock (LH)		MF 3000 Series	MF 3100 Series	MF 3600 Series								
3301858M91*	Door Lock (RH)		MF 3000 Series	MF 3100 Series	MF 3600 Series								
3385263M91	Door Panel (RH)		MF 3000 Series	MF 3100 Series	MF 3600 Series								
3385264M92	Door Panel (LH)		MF 3000 Series	MF 3100 Series	MF 3600 Series								
3821964M1	Plug					MF 4200 Series	MF 4300 Series	MF 5400 Series	MF 6100 Series	MF 6200 Series	MF 6400 Series		MF 8200 Series
3902356M91 ⁽²³⁾	Door Handle Assembly							MF 5400 Series	MF 6100 Series	MF 6200 Series	MF 6400 Series	MF 8100 Series	MF 8200 Series
3902370M91	Door Lock and Key							MF 5400 Series	MF 6100 Series	MF 6200 Series	MF 6400 Series	MF 8100 Series	MF 8200 Series
Gas Struts													
3303021M91*	Gas Strut - Roof Hatch	MF 2000/5 Series	MF 3000 Series	MF 3100 Series	MF 3600 Series			MF 5400 Series	MF 6100 Series	MF 6200 Series	MF 6400 Series	MF 8100 Series	MF 8200 Series
3384671M1*	Gas Strut - Rear Window	MF 2000/5 Series											
3385316M91*	Gas Strut - Cab Door		MF 3000 Series	MF 3100 Series	MF 3600 Series								
3389556M2 ⁽²⁴⁾	Gas Strut - Rear Window		MF 3000 Series	MF 3100 Series	MF 3600 Series								

*Part number is used in other MF series models. image of part shown on page 433.

Part Number	Description	MF 2000/5 Series	MF 3000 Series	MF 3100 Series	MF 3600 Series	MF 4200 Series	MF 4300 Series	MF 5400 (Tier 2) Series	MF 6100 Series	MF 6200 Series	MF 6400 (Tier 2) Series	MF 8100 Series	MF 8200 Series
3902121M4	Gas Strut - Cab Door							MF 5400 Series	MF 6100 Series	MF 6200 Series	MF 6400 Series	MF 8100 Series	MF 8200 Series
3902140M1	Gas Strut							MF 5400 Series	MF 6100 Series	MF 6200 Series	MF 6400 Series	MF 8100 Series	MF 8200 Series
3904695M1	Gas Strut - Rear Window					MF 4200 Series	MF 4300 Series						
Mirrors													
3806614M91*	Mirror - Exterior Excludes Arm		MF 3000 Series	MF 3100 Series	MF 3600 Series	MF 4200 Series	MF 4300 Series	MF 5400 Series	MF 6100 Series	MF 6200 Series	MF 6400 Series	MF 8110, 8120, 8130, 8140, 8150, 8160	MF 8200 Series
3806618M91*	Mirror - Interior	MF 2725	MF 3000 Series	MF 3100 Series	MF 3600 Series	MF 4200 Series	MF 4300 Series	MF 5400 Series	MF 6100 Series	MF 6200 Series	MF 6400 Series	MF 8100 Series	MF 8200 Series
Roof													
3385183M93*	Roof Panel		MF 3000 Series	MF 3100 Series	MF 3600 Series								
Windows													
1897724M1*	Glass - Rear Window												
3042339M2	Glass - Rear Window	MF 2000/5 Series											
3052724M1	Glass - Door - Upper	MF 2640, 2680, 2720											
3301875M3*	Windscreen												
3385240M5	Glass - Front Windscreen		MF 3050, 3060, 3065, 3070, 3080, 3085, 3090, 3095	MF 3100 Series	MF 3600 Series								
3389393M2	Glass - Side Window		MF 3000 Series	MF 3100 Series	MF 3600 Series								
3389389M2	Tractor Cab Glass		MF 3000 Series	MF 3100 Series	MF 3600 Series								
3389398M2	Glass - Door - Main		MF 3000 Series	MF 3100 Series	MF 3600 Series								
3389399M2	Glass - Door - Vent		MF 3000 Series	MF 3100 Series	MF 3600 Series								
3389902M3	Glass - Rear Window		MF 3000 Series	MF 3100 Series	MF 3600 Series								
3476132M91*	Window Stay (RH) Side Window							MF 5400 Series	MF 6100 Series	MF 6200 Series	MF 6400 Series	MF 8100 Series	MF 8200 Series
3476133M91*	Window Stay (LH) Side Window							MF 5400 Series	MF 6100 Series	MF 6200 Series	MF 6400 Series	MF 8100 Series	MF 8200 Series

*Part number is used in other MF series models.

10⁺

TRACTOR CAB

MF 2000 - MF 8200 Series

Part Number	Description	MF 2000/5 Series	MF 3000 Series	MF 3100 Series	MF 3600 Series	MF 4200 Series	MF 4300 Series	MF 5400 (Tier 2) Series	MF 6100 Series	MF 6200 Series	MF 6400 (Tier 2) Series	MF 8100 Series	MF 8200 Series
3582160M2	Glass - Front Windscreen		MF 3000 Series	MF 3100 Series	MF 3600 Series								
3582161M2	Glass - Front Lower (LH)		MF 3000 Series	MF 3100 Series	MF 3600 Series								
3582162M2	Glass - Front Lower (RH)		MF 3000 Series	MF 3100 Series	MF 3600 Series								
3619172M1	Glass - Front Lower		MF 3050, 3060, 3065, 3070, 3075, 3085, 3095	MF 3100 Series	MF 3635, 3645, 3650, 3655, 3670, 3690								
3619177M1	Glass - Front Windscreen		MF 3050, 3060, 3065, 3070, 3075, 3085, 3095	MF 3100 Series	MF 3635, 3645, 3655, 3670, 3690								
3715438M1	Window - Rear								MF 6100 Series	MF 6200 Series	MF 6400 Series	MF 8100 Series	MF 8200 Series
3804659M1	Glass (LH)					MF 4200 Series	MF 4300 Series						
3804694M3	Glass - Rear Window					MF 4200 Series	MF 4315, 4320						
3805643M1	Glass (LH) - Tinted					MF 4200 Series	MF 4300 Series						
3806573M2	Glass - Front Windscreen					MF 4225, 4235, 4240, 4245, 4255, 4260, 4265, 4270							
3806581M3	Glass - Rear Window					MF 4200 Series	MF 4345, 4355, 4360, 4370						
3902130M1	Window - Corner (LH)								MF 6100 Series	MF 6200 Series	MF 6400 Series	MF 8100 Series	MF 8200 Series
3902131M1	Window - Corner (RH)								MF 6100 Series	MF 6200 Series	MF 6400 Series	MF 8100 Series	MF 8200 Series
3902149M1	Glass - Front (LH)							MF 5400 Series	MF 6100 Series	MF 6200 Series	MF 6400 Series	MF 8100 Series	MF 8200 Series
3902150M1	Glass - Front (RH)							MF 5400 Series	MF 6100 Series	MF 6200 Series	MF 6400 Series	MF 8100 Series	MF 8200 Series

*Part number is used in other MF series models.

Part Number	Description	MF 2000/5 Series	MF 3000 Series	MF 3100 Series	MF 3600 Series	MF 4200 Series	MF 4300 Series	MF 5400 (Tier 2) Series	MF 6100 Series	MF 6200 Series	MF 6400 (Tier 2) Series	MF 8100 Series	MF 8200 Series
3907221M1	Door Glass (LH)								MF 6100 Series	MF 6200 Series	MF 6400 Series	MF 8100 Series	MF 8200 Series
3907222M1	Door Glass (RH)								MF 6100 Series	MF 6200 Series	MF 6400 Series	MF 8100 Series	MF 8200 Series
4272760M1	Glass - Rear Window							MF 5400 Series					
4272761M2	Glass - Rear Window							MF 5425, 5435, 5445, 5455, 5460					
4272763M1	Glass - Side Window (LH)							MF 5425, 5435, 5445, 5455					
4272764M1	Glass - Side Window (RH)							MF 5425, 5435, 5445, 5455					
4272765M1	Glass - Side Window (LH)							MF 5400 Series					
4272766M1	Glass - Side Window (RH)							MF 5400 Series					
4272770M1	Glass - Door (LH)							MF 5425, 5435, 5445, 5455					
4272771M1	Glass - Door (RH)							MF 5425, 5435, 5445, 5455					
4272774M1	Door Glass (LH)							MF 5400 Series			MF 6400 Series		
4272775M1	Door Glass (RH)							MF 5400 Series			MF 6400 Series		

Windscreen

3777602M2	Windscreen							MF 5400 Series	MF 6100 Series	MF 6200 Series		MF 8110, 8120, 8130, 8140, 8150, 8160	MF 8200 Series
3902148M1	Windscreen								MF 6100 Series			MF 8100 Series	
4273518M1	Windscreen										MF 6400 Series		

Wiper Blades

3620123M91*	Wiper Blade Rear		MF 3050, 3060, 3070, 3080, 3090										
3620127M91*	Wiper Blade Front	MF 2000/5 Series											
3620129M91*	Wiper Blade		MF 3000 Series	MF 3100 Series	MF 3600 Series								
3713195M1 ⁽²⁵⁾	Wiper Blade (450mm) Standard Roof					MF 4200 Series	MF 4300 Series	MF 5400 Series	MF 6100 Series	MF 6200 Series	MF 6400 Series	MF 8100 Series	MF 8200 Series

*Part number is used in other MF series models. ○ image of part shown on page 438.



Part Number	Description	MF 2000/5 Series	MF 3000 Series	MF 3100 Series	MF 3600 Series	MF 4200 Series	MF 4300 Series	MF 5400 (Tier 2) Series	MF 6100 Series	MF 6200 Series	MF 6400 (Tier 2) Series	MF 8100 Series	MF 8200 Series
3714194M1	Wiper Blade Front								MF 6100 Series			MF 8100 Series	
3777648M1	Wiper Blade (500mm) Front					MF 4200 Series	MF 4300 Series	MF 5425, 5435, 5445, 5455, 5460, 5465	MF 6100 Series	MF 6200 Series	MF 6400 Series	MF 8110, 8120, 8130, 8140, 8150, 8160	MF 8200 Series
4275049M1	Wiper Blade (450mm) Rear							MF 5400 Series			MF 6400 Series		
4275053M1	Wiper Blade (500mm) Front							MF 5400 Series			MF 6400 Series		
Wiper Motors													
3715610M2 ⁽²⁵⁾	Wiper Motor - Rear							MF 5425, 5435, 5445, 5455, 5460, 5465	MF 6100 Series	MF 6200 Series	MF 6400 Series	MF 8100 Series	MF 8200 Series
3777005M2	Wiper Motor Assembly								MF 6100 Series			MF 8100 Series	
3777698M92 ⁽²⁷⁾	Wiper Motor Assembly							MF 5425, 5435, 5445, 5455, 5460, 5465	MF 6100 Series	MF 6200 Series	MF 6400 Series	MF 8100 Series	MF 8200 Series



(25)



(26)



(27)



(28)

*Part number is used in other MF series models. ○ image of part shown on page 438.

Part Number	Description	MF 100 (IT) Series	MF 200 (IT) Series	MF 300 (IT) Series	MF 1000 (IT) Series	MF 3300 (IT) Series	MF 3400 (IT) Series
Cab Mounts							
1425984M91	Cab Mount		MF 254, 274, 274SK, 284 S, 294S		MF 1000 Series		
1612171M1*	Cab Mount - Rear		MF 254S, 264T S, 274S	MF 354 AQ/FQ/SQ/VQ, 364 AQ/FQ/SQ/VQ, 374 AQ/FQ/SQ/VQ, 376 C/CF/XCF, 384 AQ/FQ/SQ/VQ, 394 AQ/FQ/SQ, 394T AQ, 396C/CF/CT			
0.007.3915.0/1	Cab Mount					MF 3300 Series	MF 3400 Series
0.007.5246.0	Cab Mount					MF 3300 Series	MF 3400 Series
Door Hinges							
3301495M4*	Hinge Lower		MF 274SK, 284S, 294S	MF 377, 387, 397, 397T	MF 1014		
0.010.7079.2/2	Door Hinge					MF 3315F, 3315FE, 3315GE, 3315S, 3315V, 3325F, 3325FE, 3325GE, 3325S, 3325V, 3330F, 3330FE, 3330GE, 3330S, 3330V, 3340F, 3340FE, 3340GE, 3340S, 3340V, 3350F, 3350FE, 3350GE, 3350S, 3355F, 3355FE, 3355GE, 3355S	MF 3425 F, 3425 GE, 3425 S, 3425 V, 3435 F, 3435 GE, 3435 S, 3435 V, 3445 F, 3445 GE, 3445 S, 3455 F, 3455 GE, 3455 S
Doors							
3301844M2	Glass - Door		MF 274SK, 284 S, 294S		MF 1014		
3301853M92*	Door Handle Assembly		MF 274SK, 284 S, 294S	MF 377, 387, 397, 397T	MF 1014		
3301854M91*	Door Latch Assembly (LH)		MF 274SK, 284 S, 294S	MF 377, 387, 397, 397T	MF 1014		
3301855M91*	Door Latch Assembly (RH)		MF 274SK, 284 S, 294S	MF 377, 387, 397, 397T	MF 1014		
3301857M91*	Door Lock (LH)		MF 274SK, 284 S, 294S	MF 377, 387, 397, 397T	MF 1014		
3301858M91*	Door Lock (RH)		MF 274SK, 284 S, 294S	MF 377, 387, 397, 397T	MF 1014		
3931692M91*	Door Panel (LH)		MF 274SK, 284 S, 294S	MF 377, 387, 397, 397T	MF 1014		
3931693M91*	Door Panel (RH)		MF 274SK, 284 S, 294S	MF 377, 387, 397, 397T	MF 1014		

*Part number is used in other MF series models.

10+

TRACTOR CAB

MF 100 (IT) - MF 3400 (IT) Series



Part Number	Description	MF 100 (IT) Series	MF 200 (IT) Series	MF 300 (IT) Series	MF 1000 (IT) Series	MF 3300 (IT) Series	MF 3400 (IT) Series
0.012.5718.0/1	Cab Door Glass (RH)					MF 3315F, 3315FE, 3315GE, 3315S, 3315V, 3325F, 3325FE, 3325GE, 3325S, 3325V, 3330F, 3330FE, 3330GE, 3330S, 3330V, 3340F, 3340FE, 3340GE, 3340S, 3340V, 3350F, 3350FE, 3350GE, 3350S, 3355F, 3355FE, 3355GE, 3355S	MF 3425 F, 3425 GE, 3425 S, 3425 V, 3435 F, 3435 GE, 3435 S, 3435 V, 3445 F, 3445 GE, 3445 S, 3455 F, 3455 GE, 3455 S
0.012.5719.0/1	Cab Door Glass (LH)					MF 3315F, 3315FE, 3315GE, 3315S, 3315V, 3325F, 3325FE, 3325GE, 3325S, 3325V, 3330F, 3330FE, 3330GE, 3330S, 3330V, 3340F, 3340FE, 3340GE, 3340S, 3340V, 3350F, 3350FE, 3350GE, 3350S, 3355F, 3355FE, 3355GE, 3355S	MF 3425 F, 3425 GE, 3425 S, 3425 V, 3435 F, 3435 GE, 3435 S, 3435 V, 3445 F, 3445 GE, 3445 S, 3455 F, 3455 GE, 3455 S
0.012.5720.0/1	Cab Door Glass (LH)					MF 3315F, 3315FE, 3315GE, 3315S, 3315V, 3325F, 3325FE, 3325GE, 3325S, 3325V, 3330F, 3330FE, 3330GE, 3330S, 3330V, 3340F, 3340FE, 3340GE, 3340S, 3340V, 3350F, 3350FE, 3350GE, 3350S, 3355F, 3355FE, 3355GE, 3355S	MF 3425 F, 3425 GE, 3425 S, 3425 V, 3435 F, 3435 GE, 3435 S, 3435 V, 3445 F, 3445 GE, 3445 S, 3455 F, 3455 GE, 3455 S
0.012.5721.0/1	Cab Door Glass (RH)					MF 3315F, 3315FE, 3315GE, 3315S, 3325F, 3325FE, 3325GE, 3325S, 3330F, 3330FE, 3330GE, 3330S, 3340F, 3340FE, 3340GE, 3340S, 3350F, 3350FE, 3350GE, 3350S, 3355F, 3355FE, 3355GE, 3355S	MF 3425 F, 3425 GE, 3425 S, 3425 V, 3435 F, 3435 GE, 3435 S, 3435 V, 3445 F, 3445 GE, 3445 S, 3455 F, 3455 GE, 3455 S
Gas Struts							
1427130M92	Gas Strut		MF 254, 274		MF 1114, 1134		
1427157M91	Gas Strut	MF 154	MF 254, 274		MF 1114, 1134		
3103254M1	Gas Strut	MF 154, 174, 184, 194	MF 233, 253, 263, 273, 283, 293	MF 333, 353, 353S, 354F/SM, 363, 363S, 364F/SM, 373, 373S, 374F/SM, 383, 383S, 384F/SM, 393, 393S, 394F/SM			

*Part number is used in other MF series models.

Part Number	Description	MF 100 (IT) Series	MF 200 (IT) Series	MF 300 (IT) Series	MF 1000 (IT) Series	MF 3300 (IT) Series	MF 3400 (IT) Series
3103255M1	Gas Strut	MF 154, 174, 184, 194	MF 233, 253, 263, 273, 283, 293	MF 333, 353, 363S, 354F/SM, 363, 363S, 364F/SM, 373, 373S, 374F/SM, 377, 383, 383S, 384F/SM, 387, 393, 393S, 394F/SM, 397			
3103958M1	Gas Strut		MF 233, 253, 263, 273, 283, 293	MF 333, 353, 354F/SM, 363, 364F/SM, 373, 374F/SM, 383, 384F/SM, 393, 394F/SM			
3104824M1	Gas Strut		MF 254 S, 274 S/ SK, 284 S, 294S				
3301920M92*	Gas Strut - Rear Window		MF 274SK, 284S, 294S	MF 377, 387, 397, 397T	MF 1014		
3303021M91*	Gas Strut - Roof Hatch		MF 274SK, 284S, 294S	MF 377, 387, 397, 397T	MF 1014		
3385316M91 ⁽²⁾	Gas Strut - Cab Door	MF 154	MF 254, 274		MF 1114, 1134		
3535290M91	Gas Strut	MF 154, 174, 184, 194	MF 233, 253, 263, 273, 283, 293	MF 333, 353, 353S, 354F/SM, 363, 363S, 364F/SM, 373, 373S, 374F/SM, 377, 383, 383S, 384F/SM, 387, 393, 393S, 394F/SM, 397			MF 3315F, 3315FE, 3315GE, 3315S, 3315V, 3325F, 3325FE, 3325GE, 3325S, 3325V, 3330F, 3330FE, 3330GE, 3330S, 3330V, 3340F, 3340FE, 3340GE, 3340S, 3340V, 3350F, 3350FE, 3350GE, 3350S, 3355F, 3355FE, 3355GE, 3355S
0.0111.0599.0	Gas Strut						MF 3425 F, 3425 GE, 3425 S, 3425 V, 3435 F, 3435 GE, 3435 S, 3435 V, 3445 F, 3445 GE, 3445 S, 3455 F, 3455 S
General							
1694047M1*	Tap - Cab Heater		MF 284S				
Windows							
3301808M2	Glass - Side Window (LH)		MF 274SK, 284S, 294S		MF 1014		
3301809M2	Glass - Side Window (LH)		MF 274SK, 284S, 294S		MF 1014		
3301811M2	Glass - Side Window (RH)		MF 274SK, 284S, 294S		MF 1014		
3301812M2	Glass - Side Window (RH)		MF 274SK, 284S, 294S		MF 1014		
3301845M4*	Glass - Door		MF 274SK, 284S, 294S	MF 377, 387, 397, 397T	MF 1014		
3301875M3*	Windscreen		MF 284S	MF 377, 387, 397, 397T	MF 1014		
3301878M2	Glass - Front Lower (RH)		MF 274SK, 284S, 294S		MF 1014		
3301880M4	Glass - Front Lower (LH)		MF 274SK, 284S, 294S	MF 377, 387, 397, 397T	MF 1014		

*Part number is used in other MF series models. ○ image of part shown on page 438.

10+


TRACTOR CAB MF 100 (IT) - MF 3400 (IT) Series



Part Number	Description	MF 100 (IT) Series	MF 200 (IT) Series	MF 300 (IT) Series	MF 1000 (IT) Series	MF 3300 (IT) Series	MF 3400 (IT) Series
3301908M2	Glass - Rear Window		MF 274SK, 284S, 294S		MF 1014		
3302705M5*	Glass - Side Window			MF 377, 387, 397, 397T	MF 1014		
3304524M1	Glass - Front Windscreen		MF 274SK, 284S, 294S		MF 1014		
3304539M1	Glass - Front Windscreen		MF 274SK, 294S	MF 377, 387, 397, 397T	MF 1014		
3306120M1	Glass - Rear Window		MF 274SK, 294S		MF 1014		
3306547M2*	Glass - Rear Window		MF 274SK, 294S	MF 377, 387, 397, 397T	MF 1014		
0.010.3563.1	External Rear View Mirror (LH)					MF 3300 Series	MF 3400 Series
0.9233.183.3	External Rear View Mirror (RH)					MF 3300 Series	MF 3400 Series
Windscreen							
0.012.5734.0/1	Windscreen Glass					MF 3315F, 3315FE, 3315GE, 3315S, 3315V, 3325F, 3325FE, 3325GE, 3325S, 3325V, 3330F, 3330FE, 3330GE, 3330S, 3330V, 3340F, 3340FE, 3340GE, 3340S, 3340V, 3350F, 3350FE, 3350GE, 3350S, 3355F, 3355FE, 3355GE, 3355S	MF 3400 Series
Windscreen Washer							
1897099M1*	Cap - Windscreen Washer Bottle			MF 377, 387, 397, 397T	MF 1014		
1897101M1*	Windscreen Washer Bottle			MF 377, 387, 397, 397T	MF 1014		
Wiper Blades							
3620123M91*	Wiper Blade Rear	MF 154, 174, 184, 194	MF 233, 253, 263, 273, 283, 293	MF 333, 353, 354F/S/V, 363, 364F/S/V, 373, 374F/S/V, 377, 383, 384F/S/V, 387, 393, 394F/S/V, 397, 397T	MF 1014		
3620129M91*	Wiper Blade		MF 274SK, 284S, 294S	MF 377, 387, 397, 397T	MF 1014		
0.010.9753.3	Wiper Blade					MF 3300 Series	MF 3400 Series

*Part number is used in other MF series models.

10⁺ | TRANSMISSION





Part Number	Description	TE 20, FE 35, MF 35, MF 35X, MF 65	MF 100 (UK) Series	MF 100 (FR) Series	MF 200 (UK & FR) Series	MF 200 (TR) Series	MF 300 Series	MF 500 Series	MF 600 Series
1st Gear									
1682688M2* ①	1st Gear - Mainshaft	FE 35, MF 35, MF 35X, MF 65	MF 100 (UK) Series	MF 133, 135, 133/135 MKIII/135 V, 135/148 MKIII/135/145 V/S, 145, 145 MKIII/145 V, 152, 152 MKIII/152 F/S/V, 155, 158, 158 MKIII/158 F/S/V, 165/168/185/188, 165 MKIII/178, 168 MKIII/168 F/S	MF 230, 235, 240, 245, 250, 255, 260, 265, 275, 285, 290		MF 340, 342, 350, 352, 355, 360, 362, 365, 375, 375E, 390, 390E, 390T	MF 550, 560, 565, 575, 590, 595, 595MKII	MF 675, 690
4WD Drive Shaft									
831822M1*	Bearing				MF 275, 290, 298			MF 575, 590, 592, 595, 595MKII	MF 675, 690, 698
1683341M2 ②	Coupler				MF 275, 290, 298				MF 600 Series
1696550M1	Tube				MF 265		MF 340, 342, 350, 352, 355, 360, 365, 375, 390, 390T, 398, 399		
1696555M2 ③	Guard				MF 240, 275, 290	MF 265S, 275, 285S, 290	MF 300 Series		
3380056M2*	Coupler			MF 165/168/185/188, 165 MKIII/178	MF 275, 285, 290, 298			MF 575, 590, 592, 595, 595MKII	MF 675, 690, 698



①



②




③



④



⑤



⑥



⑦

*Part number is used in other MF series models.

Part Number	Description	TE 20, FE 35, MF 35, MF 35X, MF 65	MF 100 (UK) Series	MF 100 (FR) Series	MF 200 (UK & FR) Series	MF 200 (TR) Series	MF 300 Series	MF 500 Series	MF 600 Series
3774702M91	Guard				MF 240, 265, 275, 290	MF 265S, 275, 285S, 290	MF 300 Series		
Bearings									
183039M1*	Needle Roller	FE 35, MF 35, MF 35X, MF 65	MF 100 (UK) Series	MF 133, 135, 133V, 135 MKIII/ 135 V, 135/ 148 MKIII/ 135/ 145 V/S, 145, 145 MKIII/ 145 V, 152, 152 MKIII/ 152 F/S/V, 155, 158, 158 MKIII/ 158 F/S/V, 165/ 168/ 185/ 188, 165 MKIII/ 178, 168 MKIII/ 168 F/S	MF 200 Series	MF 200 (TR) Series	MF 300 Series	MF 500 Series	MF 600 Series
195453M1*	Needle Bearing	FE 35, MF 35, MF 35X, MF 65	MF 100 (UK) Series	MF 133, 135, 133V, 135 MKIII/ 135 V, 135/ 148 MKIII/ 135/ 145 V/S, 145, 145 MKIII/ 145 V, 152, 152 MKIII/ 152 F/S/V, 155, 158, 158 MKIII/ 158 F/S/V, 165/ 168/ 185/ 188, 165 MKIII/ 178, 168 MKIII/ 168 F/S	MF 200 Series	MF 200 (TR) Series	MF 300 Series	MF 500 Series	MF 600 Series
195505M1	Bearing	FE 35, MF 35, MF 35X, MF 65	MF 100 (UK) Series	MF 133, 135, 145, 155, 158, 165 MKIII/ 178, 165/ 168/ 185/ 188	MF 235, 240, 245, 250, 260, 265, 275, 285, 290			MF 550, 560, 565, 575, 590, 595, 595MKII	MF 675, 690
195507M1*	Bearing	FE 35, MF 35, MF 35X, MF 65	MF 100 (UK) Series	MF 133, 135, 133V, 135 MKIII/ 135 V, 135/ 148 MKIII/ 135/ 145 V/S, 145, 145 MKIII/ 145 V, 152, 152 MKIII/ 152 F/S/V, 155, 158, 158 MKIII/ 158 F/S/V, 165/ 168/ 185/ 188, 165 MKIII/ 178, 168 MKIII/ 168 F/S	MF 200 Series	MF 200 (TR) Series	MF 300 Series	MF 500 Series	MF 600 Series
886668M1*	Needle Bearing		MF 135, 148, 165, 168, 185, 188	MF 133, 135, 133V, 135 MKIII/ 135 V, 135/ 148 MKIII/ 135/ 145 V/S, 145, 145 MKIII/ 145 V, 152, 152 MKIII/ 152 F/S/V, 155, 158, 158 MKIII/ 158 F/S/V, 165/ 168/ 185/ 188, 165 MKIII/ 178, 168 MKIII/ 168 F/S	MF 200 Series	MF 200 (TR) Series	MF 300 Series	MF 500 Series	MF 600 Series
899377M2	Bearing	MF 65	MF 100 (UK) Series	MF 133, 135, 133V, 135 MKIII/ 135 V, 135/ 148 MKIII/ 135/ 145 V/S, 145, 145 MKIII/ 145 V, 152, 152 MKIII/ 152 F/S/V, 155, 158, 158 MKIII/ 158 F/S/V, 165/ 168/ 185/ 188, 165 MKIII/ 178, 168 MKIII/ 168 F/S	MF 200 Series	MF 200 (TR) Series	MF 375E, 390E	MF 500 Series	MF 600 Series

*Part number is used in other MF series models.



Part Number	Description	TE 20, FE 35, MF 35, MF 35X, MF 65	MF 100 (UK) Series	MF 100 (FR) Series	MF 200 (UK & FR) Series	MF 200 (TR) Series	MF 300 Series	MF 500 Series	MF 600 Series
1613884M1*	Bearing			MF 158 MKIII/ 158 F/S, 168 MKIII/ 168 F/S	MF 260, 265, 275, 285, 290, 298	MF 265S, 275, 285S, 290	MF 350, 352, 355, 360, 362, 365, 375, 375E, 390, 390E, 390T, 398, 399	MF 575, 590, 592, 595, 595MKII	MF 600 Series
1675274M1* ⁽⁸⁾	Bearing	MF 35, MF 35X, MF 65	MF 100 (UK) Series	MF 133, 135, 133/ 135 MKIII/ 135 V, 135/ 148 MKIII/ 135/ 145 V/S, 145, 145 MKIII/ 145 V, 152, 152 MKIII/ 152 F/S/V, 155, 158, 158 MKIII/ 158 F/S/V, 165/ 168/ 185/ 188, 165 MKIII/ 178, 168 MKIII/ 168 F/S	MF 200 Series	MF 200 (TR) Series	MF 300 Series	MF 500 Series	MF 600 Series
1677724M1*	Needle Bearing			MF 158MKIII/ 158 F/S, 168MKIII/ 168 F/S	MF 260, 265, 275, 290, 298	MF 265S, 275, 285S, 290	MF 300 Series	MF 575, 590, 592, 595, 595MKII	MF 600 Series
2700273M1* ⁽⁹⁾	Needle Bearing		MF 135, 148, 165, 185, 188	MF 133, 135, 133/ 135 MKIII/ 135 V, 135/ 148 MKIII/ 135/ 145 V/S, 145, 145 MKIII/ 145 V, 152, 152 MKIII/ 152 F/S/V, 155, 158, 158 MKIII/ 158 F/S/V, 165/ 168/ 185/ 188, 165 MKIII/ 178, 168 MKIII/ 168 F/S	MF 200 Series	MF 200 (TR) Series	MF 300 Series	MF 500 Series	MF 600 Series
3003372X1*	Bearing			MF 158MKIII/ 158 F/S, 168MKIII/ 168 F/S	MF 260, 265, 275, 285, 290, 298	MF 265S, 275, 285S, 290	MF 300 Series	MF 575, 590, 592, 595, 595MKII	MF 600 Series
3009252X1*	Bearing	FE 35, MF 35, MF 35X, MF 65	MF 100 (UK) Series	MF 133, 135, 133/ 135 MKIII/ 135 V, 135/ 148 MKIII/ 135/ 145 V/S, 145, 145 MKIII/ 145 V, 152, 152 MKIII/ 152 F/S/V, 155, 158, 158 MKIII/ 158 F/S/V, 165/ 168/ 185/ 188, 165 MKIII/ 178, 168 MKIII/ 168 F/S	MF 200 Series	MF 200 (TR) Series	MF 300 Series	MF 500 Series	MF 600 Series
3009388X1 ⁽¹⁰⁾	Bearing - PTO Input Shaft	FE 35, MF 35, MF 35X, MF 65	MF 135, 165, 175, 178, 178 6 speed gearbox	MF 145, 165MKIII/ 178	MF 240 6 Speed Gearbox				
3009853X1*	Bearing Assembly				MF 240		MF 342, 350, 352, 355, 360, 362, 365, 375, 390		

*Part number is used in other MF series models.

Part Number	Description	TE 20, FE 35, MF 35, MF 35X, MF 65	MF 100 (UK) Series	MF 100 (FR) Series	MF 200 (UK & FR) Series	MF 200 (TR) Series	MF 300 Series	MF 500 Series	MF 600 Series
3410432M1*	Bearing			MF 133/135 MKII/135 V, 135/148 MKII/135/145 V/S, 145 MKII/145 V, 152 MKII/152 F/S/V, 158 MKII/158 F/S/V, 165/168/185/188, 165 MKII/178, 168 MKII/168 F/S	MF 235, 245, 250, 255, 260, 265, 275, 285, 290, 298	MF 230, 240, 240S, 265S, 285S	MF 362, 365, 375, 390, 390T, 398, 399	MF 560, 575, 590, 592, 595, 595MKII	MF 600 Series
3587730M2* ⁽¹¹⁾	Bearing		MF 135, 148, 165, 168, 185, 188	MF 133, 135, 133/135 MKII/135 V, 135/148 MKII/135/145 V/S, 145 MKII/145 V, 152 MKII/152 F/S/V, 155, 158, 158 MKII/158 F/S/V, 165/168/185/188, 165 MKII/178, 168 MKII/168 F/S	MF 200 Series	MF 200 (TR) Series	MF 300 Series	MF 500 Series	MF 600 Series
3760514M1* ⁽¹²⁾	Bearing						MF 340, 342, 350, 352, 355, 360, 362, 365, 375, 390, 390T, 398, 399		
3761292M1*	Bearing - PTO Input Shaft			MF 133/135 MKII/135 V, 135/148 MKII/135/145 V/S, 145 MKII/145 V, 152 MKII/152 F/S/V, 158 MKII/158 F/S/V, 165/168/185/188, 165 MKII/178, 168 MKII/168 F/S	MF 235, 240, 245, 250, 255, 265, 275, 285, 290, 298	MF 230, 240, 240S, 265S, 285S	MF 362, 365, 375, 390, 390T, 398, 399 8 Speed Synchronmesh	MF 560, 575, 590, 592, 595, 595MKII	MF 600 Series

Circlips

180462M1 ⁽¹³⁾	Circlip	FE 35, MF 35, MF 35X, MF 65	MF 135, 165, 175, 175S, 178 6 Speed Gearbox	MF 133, 135, 145, 165MKII/178	MF 240 6 Speed Gearbox				
184170M1	Circlip	FE 35, MF 35, MF 35X, MF 65	MF 135, 165, 175, 175S, 178 6 Speed Gearbox	MF 133, 135, 145, 165MKII/178	MF 240 6 Speed Gearbox				
1440873X1* ⁽¹⁴⁾	Circlip			MF 158MKII/158 F/S, 168MKII/168 F/S	MF 260, 265, 275, 290, 298	MF 265S, 275, 285S, 290	MF 300 Series	MF 575, 590, 592, 595, 595MKII	MF 600 Series



(8)



(9)




(10)



(11)



(12)



(13)




(14)

*Part number is used in other MF series models.



Part Number	Description	TE 20, FE 35, MF 35, MF 35X, MF 65	MF 100 (UK) Series	MF 100 (FR) Series	MF 200 (UK & FR) Series	MF 200 (TR) Series	MF 300 Series	MF 500 Series	MF 600 Series
208505M1*	Circlip	MF 65	MF 100 (UK) Series	MF 133, 135, 133/135 MKIII/135 V, 135/148 MKIII/135/145 V/S, 145, 145 MKIII/145 V, 152, 152 MKIII/152 F/S/V, 155, 158, 158 MKIII/158 F/S/V, 165/168/185/188, 165 MKIII/178, 168 MKIII/168 F/S	MF 200 Series	MF 200 (TR) Series	MF 300 Series	MF 500 Series	MF 600 Series
339470X1*	Circlip						MF 300 Series	MF 575, 590, 592, 595, 595MKII	MF 600 Series
355988X1* ⁽¹⁵⁾	Circlip	MF 65	MF 100 (UK) Series	MF 133, 135, 133/135 MKIII/135 V, 135/148 MKIII/135/145 V/S, 145, 145 MKIII/145 V, 152, 152 MKIII/152 F/S/V, 155, 158, 158 MKIII/158 F/S/V, 165/168/185/188, 165 MKIII/178, 168 MKIII/168 F/S	MF 200 Series	MF 200 (TR) Series	MF 300 Series	MF 500 Series	MF 600 Series
377424X1* ⁽¹⁶⁾	Circlip		MF 148, 168, 185, 188	MF 158 MKIII/158 F/S, 168 MKIII/168 F/S	MF 235, 245, 250, 260, 265, 275, 285, 290, 298	MF 265S, 275, 285S, 290	MF 342, 352, 362, 365, 375, 375E, 390, 390E, 390T, 398, 399	MF 550, 565, 575, 590, 592, 595, 595MKII	MF 600 Series
Countershaft									
180415M2*	Gear 33 Teeth	FE 35, MF 35, 35X, MF 65	MF 100 (UK) Series	MF 133, 135, 145, 152, 155, 158, 166MKII/178, 165/168/185/188	MF 230, 235, 240, 245, 250, 260, 265, 275, 285, 290	MF 200 (TR) Series	MF 350, 355, 360, 362, 365, 375, 375E, 390, 390E, 390T	MF 550, 560, 565, 575, 590, 595, 595MKII	MF 675
180419M2* ⁽¹⁷⁾	Gear 23 Teeth	FE 35, MF 35, 35X, MF 65	MF 100 (UK) Series	MF 133, 135, 145, 152, 155, 158, 166MKII/178, 165/168/185/188	MF 230, 235, 240, 245, 250, 260, 265, 275, 285, 290	MF 200 (TR) Series	MF 350, 355, 360, 362, 365, 375, 375E, 390, 390E, 390T	MF 550, 560, 565, 575, 590, 595, 595MKII	MF 675
181799M1	Gear	FE 35, MF 35, MF 35X	MF 135	MF 133, 135	MF 240				
906467M1	Gear		MF 135, 148	MF 133, 135	MF 235, 240, 245, 250, 265			MF 550, 565, 575	

*Part number is used in other MF series models.






Part Number	Description	TE 20, FE 35, MF 35, MF 35X, MF 65	MF 100 (UK) Series	MF 100 (FR) Series	MF 200 (UK & FR) Series	MF 200 (TR) Series	MF 300 Series	MF 500 Series	MF 600 Series
906468M3 ⁽¹⁸⁾	Gear			MF 133, 135, 133/135 MKII/135 V, 135/148 MKII/135/145 V/S, 145 MKII/145 V, 152, 152 MKIII/152 F/S/V, 155, 158, 158 MKII/158 F/S/V, 165/168/185/188, 165 MKII/178, 168 MKII/168 F/S	MF 235, 240, 245	MF 230, 240			
906743M92* ⁽¹⁹⁾	Countershaft		MF 135, 148, 165, 168, 185, 188 8 speed gearbox	MF 133, 135, 133/135 MKII/135 V, 135/148 MKII/135/145 V/S, 145, 145 MKII/145 V, 152, 152 MKIII/152 F/S/V, 155, 158, 158 MKII/158 F/S/V, 165/168/185/188, 165 MKII/178, 168 MKII/168 F/S	MF 230, 235, 240, 245, 250, 255, 260, 265, 275, 285, 290 8 speed gearbox	MF 200 (TR) Series	MF 340, 342, 350, 352, 355, 360, 362, 365, 375, 375E, 390, 390E, 390T 8 speed gearbox	MF 550, 560, 565, 575, 590, 595, 595MKII 8 speed gearbox	MF 675 8 speed gearbox
964916M2*	Gear		MF 135, 148, 165, 168, 185, 188	MF 133, 135, 145, 152, 155, 158, 158 MKII/158 F/S/V, 165/168/185/188, 165 MKII/178	MF 230, 235, 240, 245, 250, 265, 275, 285, 290		MF 350, 355, 360, 362, 365, 375, 375E, 390, 390E	MF 550, 565, 575, 590	
1617923M3* ⁽²⁰⁾	Gear			MF 158MKII/158 F/S, 168MKII/168 F/S	MF 260, 265, 275, 285, 290, 298	MF 265S, 275, 285S, 290	MF 350, 352, 355, 360, 362, 365, 375, 375E, 390, 390E, 390T, 398, 399	MF 575, 590, 592, 595, 595MKII	MF 600 Series
1677827M3 ⁽²¹⁾	Countershaft			MF 158MKII/158 F/S, 168MKII/168 F/S	MF 260, 265, 275, 290, 298	MF 265S, 275, 285S, 290	MF 350, 352, 355, 360, 362, 365, 375, 375E, 390, 390E, 390T, 398, 399	MF 575, 590, 592, 595, 595MKII	MF 600 Series

*Part number is used in other MF series models.



Part Number	Description	TE 20, FE 35, MF 35, MF 35X, MF 65	MF 100 (UK) Series	MF 100 (FR) Series	MF 200 (UK & FR) Series	MF 200 (TR) Series	MF 300 Series	MF 500 Series	MF 600 Series
1687430M1* (22)	Gear			MF 158MKII/ 158 F/S, 168MKIII/ 168 F/S	MF 260, 265, 275, 290, 298	MF 265S, 275, 285S, 290	MF 350, 352, 355, 360, 362, 365, 375, 375E, 390, 390E, 390T, 398, 399	MF 560, 575, 590, 592, 595, 595MKII	MF 600 Series
1862422M1*	Gear			MF 158, 158 MKII/ 158 V	MF 240, 250, 255, 265, 275, 290		MF 375E, 390E	MF 565, 575, 590	MF 675
183054M92 (23)	Countershaft	FE 35, MF 35, MF 35X, MF 65		MF 133, 135, 165, 165 MKII/178	MF 240				
189391M92	Countershaft	MF 35, MF 35X, MF 65	MF 100 (UK) Series	MF 133, 135, 145, 155, 158, 165/ 168/ 185/ 188, 165 MKII/178	MF 235, 240, 245, 250, 260, 265, 275, 285, 290			MF 550, 560, 565, 575, 590, 595, 595MKII	MF 675, 690
3599675M1 (24)	Gear				MF 230, 240	MF 230, 240, 240S	MF 340, 342		
70923816*	O Ring		MF 100 (UK) Series	MF 133, 135, 133/ 135 MKII/ 135 V, 135/ 148 MKII/ 135/ 145 V/S, 145, 145 MKII/ 145 V, 152, 152 MKII/ 152 F/S/V, 155, 158, 158 MKII/ 158 F/S/V, 165/ 168/ 185/ 188, 165 MKII/ 178, 168 MKII/ 168 F/S	MF 200 Series	MF 200 (TR) Series	MF 300 Series	MF 500 Series	MF 600 Series



*Part number is used in other MF series models.

Part Number	Description	TE 20, FE 35, MF 35, MF 35X, MF 65	MF 100 (UK) Series	MF 100 (FR) Series	MF 200 (UK & FR) Series	MF 200 (TR) Series	MF 300 Series	MF 500 Series	MF 600 Series
Epicyclic Units									
180403M2 ⁽²⁵⁾	Thrust Washer	FE 35, MF 35, MF 35X, MF 65	MF 100 (UK) Series	MF 133, 135, 133/135 MKII/135 V, 135/148 MKII/135/145 V/S, 145, 145 MKII/145 V, 152, 152 MKII/152 F/S/V, 155, 158, 158 MKII/158 F/S/V, 165/168/185/188, 165 MKII/178	MF 230, 235, 240, 245, 250, 255, 260, 265, 275	MF 200 (TR) Series	MF 340, 342, 350, 352, 355, 360, 362, 365, 375	MF 550, 560	
180408M2	Plate	FE 35, MF 35, MF 35X, MF 65	MF 100 (UK) Series	MF 133, 135, 133/135 MKII/135 V, 135/148 MKII/135/145 V/S, 145, 145 MKII/145 V, 152, 152 MKII/152 F/S/V, 155, 158, 158 MKII/158 F/S/V, 165/168/185/188, 165 MKII/178	MF 230, 235, 240, 245, 250, 255, 260, 265, 275	MF 200 (TR) Series	MF 340, 342, 350, 352, 355, 360, 362, 365, 375	MF 550, 560	
180409M1* ⁽²⁶⁾	Dowel	FE 35, MF 35, MF 35X, MF 65	MF 100 (UK) Series	MF 133, 135, 133/135 MKII/135 V, 135/148 MKII/135/145 V/S, 145, 145 MKII/145 V, 152, 152 MKII/152 F/S/V, 155, 158, 158 MKII/158 F/S/V, 165/168/185/188, 165 MKII/178, 168 MKII/168 F/S	MF 200 Series	MF 200 (TR) Series	MF 300 Series	MF 500 Series	MF 600 Series
180414M1 ⁽²⁷⁾	Thrust Washer	FE 35, MF 35, MF 35X, MF 65							
184012M4	Plate	FE 35, MF 35, MF 35X, MF 65	MF 100 (UK) Series	MF 133, 135, 133/135 MKII/135 V, 135/148 MKII/135/145 V/S, 145, 145 MKII/145 V, 152, 152 MKII/152 F/S/V, 155, 158, 158 MKII/158 F/S/V, 165/168/185/188, 165 MKII/178	MF 230, 235, 240, 245, 250, 255, 260, 265, 275	MF 200 (TR) Series	MF 340, 342, 350, 352, 355, 360, 362, 365, 375	MF 550, 560	
184750M2	Thrust Washer		MF 148	MF 135, 133/135 MKII/135 V, 135/148 MKII/135/145 V/S, 145 MKII/145 V, 152, 152 MKII/152 F/S/V, 155, 158, 158 MKII/158 F/S/V, 165/168/185/188	MF 230, 235, 240, 245, 250, 255, 260, 265, 275	MF 200 (TR) Series	MF 340, 342, 350, 352, 355, 360, 362, 365, 375	MF 550, 560	
184770M2* ⁽²⁸⁾	Coupler	MF 65	MF 100 (UK) Series	MF 133, 135, 133/135 MKII/135 V, 135/148 MKII/135/145 V/S, 145, 145 MKII/145 V, 152, 152 MKII/152 F/S/V, 155, 158, 158 MKII/158 F/S/V, 165/168/185/188, 165 MKII/178	MF 230, 235, 240, 245, 250, 255, 260, 265, 275	MF 265S, 275, 285S, 290	MF 340, 342, 350, 352, 355, 360, 362, 365, 375	MF 550, 560	

*Part number is used in other MF series models.



Part Number	Description	TE 20, FE 35, MF 35, MF 35X, MF 65	MF 100 (UK) Series	MF 100 (FR) Series	MF 200 (UK & FR) Series	MF 200 (TR) Series	MF 300 Series	MF 500 Series	MF 600 Series
897025M1 ⁽²⁹⁾	Needle Bearing		MF 135, 165	MF 133/ 135 MKII/ 135 V, 135/ 148 MKIII/ 135/ 145 V/S, 145 MKIII/ 145 V, 152, 152 MKIII/ 152 F/S/V, 155, 158, 158 MKIII/ 158 F/S/V, 165/ 168/ 185/ 188	MF 230, 235, 240, 245, 250, 255, 260, 265, 275	MF 200 (TR) Series	MF 340, 342, 350, 352, 355, 360, 362, 365, 375	MF 550, 560	
897711M93* ⁽³⁰⁾	Carrier Kit	MF 35, MF 35X, MF 65	MF 135, 148, 165	MF 133/ 135 MKII/ 135 V, 135/ 148 MKIII/ 135/ 145 V/S, 145 MKIII/ 145 V, 152, 152 MKIII/ 152 F/S/V, 155, 158, 158 MKIII/ 158 F/S/V, 165/ 168/ 185/ 188, 165 MKIII/ 178	MF 230, 235, 240, 245, 250, 255, 260, 265, 275, 290	MF 200 (TR) Series	MF 340, 342, 350, 352, 355, 360, 362, 365, 375	MF 550, 560	
1661953M1*	Spring			MF 158 MKIII/ 158 F/S, 168 MKIII/ 168 F/S	MF 260, 265, 275, 285, 290, 298	MF 265S, 275, 285S, 290	MF 362, 375, 375E, 390, 390E, 390T, 398, 399	MF 550, 565, 575, 590, 592, 595, 595MKII	MF 600 Series
1671558M1 ⁽³¹⁾	Annular Gear	MF 35, MF 35X, MF 65	MF 135, 165	MF 133, 135, 133/ 135 MKIII/ 135 V, 135/ 148 MKIII/ 135/ 145 V/S, 145, 145 MKIII/ 145 V, 152, 152 MKIII/ 152 F/S/V, 155, 158, 158 MKIII/ 158 F/S/V, 165/ 168/ 185/ 188, 165 MKIII/ 178	MF 230, 235, 240, 245, 250, 255, 260, 265, 275	MF 200 (TR) Series	MF 340, 342, 350, 352, 355, 360, 362, 365, 375	MF 550, 560	
1866545M2*	Thrust Washer		MF 148, 168, 185, 188	MF 158 MKIII/ 158 F/S, 165/ 168/ 185/ 188, 168 MKIII/ 168 F/S	MF 235, 245, 250, 260, 265, 275, 285, 290, 298	MF 265S, 275, 285S, 290	MF 342, 352, 362, 365, 375, 375E, 390, 390E, 390T, 398, 399	MF 550, 565, 575, 590, 592, 595, 595MKII	MF 600 Series
1866557M2*	Coupler		MF 148, 168, 185, 188	MF 158 MKIII/ 158 F/S/V, 165/ 168/ 185/ 188, 168 MKIII/ 168 F/S	MF 235, 245, 250, 260, 265, 275, 285, 290, 298	MF 265S, 275, 285S, 290	MF 342, 352, 362, 365, 375, 375E, 390, 390E, 390T, 398, 399	MF 550, 565, 575, 590, 592, 595, 595MKII	MF 600 Series
1866538M2* ⁽³²⁾	Shaft		MF 148, 168, 185, 188	MF 158 MKIII/ 158 F/S, 168 MKIII/ 168 F/S	MF 235, 245, 250, 260, 265, 275, 285, 290, 298	MF 265S, 275, 285S, 290	MF 342, 352, 362, 365, 375, 375E, 390, 390E, 390T, 398, 399	MF 550, 565, 575, 590, 592, 595, 595MKII	MF 600 Series
1866539M1*	Ring			MF 158 MKIII/ 158 F/S, 168 MKIII/ 168 F/S	MF 235, 245, 250, 260, 265, 275, 285, 290, 298	MF 265S, 275, 285S, 290	MF 342, 352, 362, 365, 375, 375E, 390, 390E, 390T, 398, 399	MF 575, 590, 592, 595, 595MKII	MF 600 Series

*Part number is used in other MF series models.


Part Number	Description	TE 20, FE 35, MF 35, MF 35X, MF 65	MF 100 (UK) Series	MF 100 (FR) Series	MF 200 (UK & FR) Series	MF 200 (TR) Series	MF 300 Series	MF 500 Series	MF 600 Series
1866543M1* ⁽³³⁾	Washer		MF 148, 168, 185, 188	MF 158 MKIII/ 158 F/S, 165/168/185/188, 168 MKIII/ 168 F/S	MF 235, 245, 250, 260, 265, 275, 285, 290, 298	MF 265S, 275, 285S, 290	MF 342, 352, 362, 365, 375, 375E, 390, 390E, 390T, 398, 399	MF 550, 565, 575, 590, 592, 595, 595MKII	MF 600 Series
1866552M1*	Pinion		MF 148, 168, 185, 188	MF 158 MKIII/ 158 F/S, 165/168/185/188, 168 MKIII/ 168 F/S	MF 235, 245, 250, 260, 265, 275, 285, 290, 298	MF 265S, 275, 285S, 290	MF 342, 352, 362, 365, 375, 375E, 390, 390E, 390T, 398, 399	MF 550, 565, 575, 590, 592, 595, 595MKII	MF 600 Series
1866544M2*	Ring		MF 148, 168, 185, 188	MF 158 MKIII/ 158 F/S, 165/168/185/188, 168 MKIII/ 168 F/S	MF 235, 245, 250, 260, 265, 275, 285, 290, 298	MF 265S, 275, 285S, 290	MF 342, 352, 362, 365, 375, 375E, 390, 390E, 390T, 398, 399	MF 575, 590, 592, 595, 595MKII	MF 600 Series
1866558M93* ⁽³⁴⁾	Carrier		MF 148, 168, 185, 188	MF 158 MKIII/ 158 F/S, 165/168/185/188, 168 MKIII/ 168 F/S	MF 235, 245, 250, 260, 265, 275, 285, 290, 298	MF 265S, 275, 285S, 290	MF 342, 352, 362, 365, 375, 375E, 390, 390E, 390T, 398, 399	MF 550, 565, 575, 590, 592, 595, 595MKII	MF 600 Series
1867423M1*	Plate		MF 148, 168, 185, 188	MF 158 MKIII/ 158 F/S, 165/168/185/188, 168 MKIII/ 168 F/S	MF 235, 245, 250, 260, 265, 275, 285, 290, 298	MF 265S, 275, 285S, 290	MF 342, 352, 362, 365, 375, 375E, 390, 390E, 390T, 398, 399	MF 550, 565, 575, 590, 592, 595, 595MKII	MF 600 Series
1867424M2*	Annular Gear		MF 148, 168, 185, 188	MF 158 MKIII/ 158 F/S, 165/168/185/188, 168 MKIII/ 168 F/S	MF 235, 245, 250, 260, 265, 275, 285, 290, 298	MF 265S, 275, 285S, 290	MF 342, 352, 362, 365, 375, 375E, 390, 390E, 390T, 398, 399	MF 550, 565, 575, 590, 592, 595, 595MKII	MF 600 Series
1867425M1*	Plate		MF 148, 168, 185, 188	MF 158 MKIII/ 158 F/S, 165/168/185/188, 168 MKIII/ 168 F/S	MF 235, 245, 250, 260, 265, 275, 285, 290, 298	MF 265S, 275, 285S, 290	MF 342, 352, 362, 365, 375, 375E, 390, 390E, 390T, 398, 399	MF 550, 565, 575, 590, 592, 595, 595MKII	MF 600 Series
2521194K92*	Kit - Carrier - Gearbox Epicyclic Also known as 1870538M93		MF 148, 168, 185, 188	MF 165/168/185/188	MF 235, 245, 250, 260, 265, 275, 285, 290, 298	MF 265S, 275, 285S, 290	MF 362, 375, 375E, 390, 390E, 390T, 398, 399 Heavy Duty	MF 550, 565, 575, 590, 592, 595, 595MKII	MF 675, 690

Gaskets

180432M1* ⁽³⁵⁾	Gasket	FE 35, MF 35, MF 35X, MF 65	MF 100 (UK) Series	MF 133, 135, 135V, 135/148 MKIII/ 135 V, 135/148 MKIII/ 135/145 V/S, 145, 145 MKIII/145 V, 152, 152 MKIII/152 F/S, 155, 158, 158 MKIII/158 F/S, 165/168/185/188, 165 MKIII/178, 168 MKIII/168 F/S	MF 200 Series	MF 200 (TR) Series	MF 300 Series	MF 500 Series	MF 600 Series
---------------------------	--------	-----------------------------	--------------------	---	---------------	--------------------	---------------	---------------	---------------



(29)



(30)



(31)



(32)



(33)



(34)




(35)

*Part number is used in other MF series models.



Part Number	Description	TE 20, FE 35, MF 35, MF 35X, MF 65	MF 100 (UK) Series MF 135, 165, 175, 175S, 178 6 Speed and Multi-Power Gearboxes	MF 100 (FR) Series MF 133, 135, 145, 165MKIII/178	MF 200 (UK & FR) Series MF 240 6 Speed Gearbox	MF 200 (TR) Series	MF 300 Series	MF 500 Series	MF 600 Series
180434M1 ⁽³⁶⁾	Gasket	FE 35, MF 35, MF 35X, MF 65	MF 100 (UK) Series	MF 133, 135, 133/135 MKIII/135 V, 135/148 MKIII/135/145 V/S, 145, 145 MKIII/145 V, 152, 152 MKIII/152 F/S/V, 155, 158, 158 MKIII/158 F/S/V, 165/168/185/188, 165 MKIII/178, 168 MKIII/168 F/S	MF 200 Series	MF 200 (TR) Series	MF 300 Series	MF 500 Series	MF 600 Series
180474M1* ⁽³⁷⁾	Washer	FE 35, MF 35, MF 35X, MF 65	MF 100 (UK) Series	MF 133, 135, 133/135 MKIII/135 V, 135/148 MKIII/135/145 V/S, 145, 145 MKIII/145 V, 152, 152 MKIII/152 F/S/V, 155, 158, 158 MKIII/158 F/S/V, 165/168/185/188, 165 MKIII/178, 168 MKIII/168 F/S	MF 200 Series	MF 200 (TR) Series	MF 300 Series	MF 500 Series	MF 600 Series
181237M1	Gasket	FE 35, MF 35, MF 35X, MF 65	MF 135, 165, 175, 178	MF 133, 135, 133/135 MKIII/135 V, 135/148 MKIII/135/145 V/S, 145, 145 MKIII/145 V, 152, 152 MKIII/152 F/S/V, 155, 158, 158 MKIII/158 F/S/V, 165/168/185/188, 165 MKIII/178, 168 MKIII/168 F/S	MF 200 Series	MF 200 (TR) Series	MF 300 Series	MF 500 Series	MF 600 Series
1687785M4* ⁽³⁸⁾	Gasket - Centre Housing Steel	TE 20, FE 35, MF 35, MF 35X, MF 65	MF 100 (UK) Series	MF 133, 135, 133/135 MKIII/135 V, 135/148 MKIII/135/145 V/S, 145, 145 MKIII/145 V, 152, 152 MKIII/152 F/S/V, 155, 158, 158 MKIII/158 F/S/V, 165/168/185/188, 165 MKIII/178, 168 MKIII/168 F/S	MF 200 Series	MF 200 (TR) Series	MF 300 Series	MF 500 Series	MF 600 Series
3599804M2*	Gasket - Centre Housing	TE 20, FE 35, MF 35, MF 35X, MF 65	MF 100 (UK) Series	MF 133, 135, 133/135 MKIII/135 V, 135/148 MKIII/135/145 V/S, 145, 145 MKIII/145 V, 152, 152 MKIII/152 F/S/V, 155, 158, 158 MKIII/158 F/S/V, 165/168/185/188, 165 MKIII/178, 168 MKIII/168 F/S	MF 200 Series	MF 200 (TR) Series	MF 300 Series	MF 500 Series	MF 600 Series

*Part number is used in other MF series models.



36



37




38



39



40



41

Part Number	Description	TE 20, FE 35, MF 35, MF 35X, MF 65	MF 100 (UK) Series	MF 100 (FR) Series	MF 200 (UK & FR) Series	MF 200 (TR) Series	MF 300 Series	MF 500 Series	MF 600 Series
180437M1 39	Selector Fork	FE 35, MF 35, MF 35X, MF 65	MF 100 (UK) Series	MF 133, 135, 145, 155, 158, 165/168/185/188, 165 MKIII/178	MF 235, 240, 245, 250, 260, 265, 275, 285, 290			MF 550, 560, 565, 575, 590, 595, 595MKII	MF 675, 690
180446M1* 40	Controls & Levers	FE 35, MF 35, MF 35X, MF 65	MF 100 (UK) Series	MF 133, 133/135 MKIII/135 V, 135/148 MKII/135/145 V/S, 145, 145 MKIII/145 V, 152, 152 MKII/152 F/S/V, 155, 158, 158 MKII/158 F/S/V, 165/168/185/188, 165 MKIII/178, 168 MKIII/168 F/S	MF 200 Series	MF 200 (TR) Series	MF 300 Series	MF 500 Series	MF 600 Series
180579M3	Rubber Boot - Gear Lever	FE 35, MF 35, MF 35X	MF 100 (UK) Series	MF 133, 135, 133/135 MKII/135 V, 135/148 MKII/135/145 V/S, 145, 145 MKIII/145 V, 152, 152 MKIII/152 F/S/V, 155, 158, 158 MKII/158 F/S/V, 165/168/185/188, 165 MKIII/168 F/S	MF 200 Series	MF 230, 240, 240S, 265S, 285S	MF 340, 350, 355, 360, 362, 365, 375, 375E, 390, 390E, 390T, 398, 399	MF 592, 595, 595MKII	MF 675, 690, 698, 698T
191221M1* 41	Spring - Selector Plunger	FE 35, MF 35, MF 35X, MF 65	MF 100 (UK) Series	MF 133, 135, 133/135 MKII/135 V, 135/148 MKII/135/145 V/S, 145, 145 MKIII/145 V, 152, 152 MKIII/152 F/S/V, 155, 158, 158 MKII/158 F/S/V, 165/168/185/188, 165 MKIII/168 F/S	MF 200 Series	MF 200 (TR) Series	MF 300 Series	MF 500 Series	MF 600 Series

*Part number is used in other MF series models.



Part Number	Description	TE 20, FE 35, MF 35, MF 35X, MF 65	MF 100 (UK) Series	MF 100 (FR) Series	MF 200 (UK & FR) Series	MF 200 (TR) Series	MF 300 Series	MF 500 Series	MF 600 Series
192007M1 ⁽⁴²⁾	Spring - Gear Lever	FE 35, MF 35, MF 35X, MF 65	MF 100 (UK) Series	MF 133, 135, 133/135 MKII/135 V, 135/148 MKII/135/145 V/S, 145, 145 MKII/145 V, 152, 152 MKIII/152 F/S/V, 155, 158, 158 MKII/158 F/S/V, 165/168/185/188, 165 MKII/178, 168 MKII/168 F/S	MF 200 Series	MF 200 (TR) Series	MF 340, 350, 355, 360, 362, 365, 375, 375E, 390, 390E, 390T, 398, 399	MF 500 Series	MF 600 Series
768300T1* ⁽⁴³⁾	Bouchon	TE 20, FE 35, MF 35, 35X, MF 65	MF 100 (UK) Series	MF 133, 135, 133/135 MKII/135 V, 135/148 MKII/135/145 V/S, 145, 145 MKII/145 V, 152, 152 MKIII/152 F/S/V, 155, 158, 158 MKII/158 F/S/V, 165/168/185/188, 165 MKII/178, 168 MKII/168 F/S	MF 235, 240, 245, 250, 255, 260, 265, 275, 285, 290, 298	MF 200 (TR) Series		MF 500 Series	MF 600 Series
894797M1	Gear Lever		MF 165, 168, 175, 175S, 178, 185, 188	MF 165/168/185/188, 165 MKII/178					
1694127M4* ⁽⁴⁴⁾	Rubber Boot - Gear Lever				MF 230, 240, 265, 275, 285, 290, 298	MF 200 (TR) Series	MF 300 Series	MF 500 Series	MF 600 Series
1673814M2	Gear Lever	FE 35, MF 35, MF 35X, MF 65	MF 135, 148	MF 133, 135, 145, 152, 155, 158	MF 230, 240, 250	MF 230, 240, 240S			
1674654M3*	Fork				MF 265, 275, 290, 298	MF 265S, 275, 285S, 290	MF 300 Series	MF 560, 575, 590, 592, 595, 595MKII	MF 600 Series
1679488M1 ⁽⁴⁵⁾	Gear Lever								MF 690, 698, 698T, 699
1682623M1	Gear Lever Knob	FE 35, MF 35, MF 65	MF 100 (UK) Series	MF 100 (FR) Series	MF 200 Series	MF 265S, 285S	MF 375E, 390E	MF 500 Series	MF 600 Series
1682628M1	Decal - Gear Lever Knob			MF 133/135 MKII/135 V, 135/148 MKII/135/145 V/S, 145 MKII/145 V, 152, 152 MKII/152 F/S/V, 155, 158, 158 MKII/158 F/S/V, 165/168/185/188, 168 MKII/168 F/S	MF 230, 235, 240, 245, 250, 255, 260, 265, 275, 285, 290 8 Speed Synchro Gearbox		MF 390E	MF 560, 565, 575, 590, 592, 595, 595MKII	MF 675

*Part number is used in other MF series models.

Part Number	Description	TE 20, FE 35, MF 35, MF 35X, MF 65	MF 100 (UK) Series	MF 100 (FR) Series	MF 200 (UK & FR) Series	MF 200 (TR) Series	MF 300 Series	MF 500 Series	MF 600 Series	
1682629M1 ⁽⁴⁶⁾	Decal - Gear Lever Knob		MF 135, 168, 185, 188	MF 145, 152, 155, 158, 165MKIII/178, 165/168/185/188	MF 230, 235, 240, 245, 250, 265, 275, 285, 290 8 Speed Crash Gearbox		MF 375E, 390E	MF 550, 565, 575, 590, 595, 595MKII		
1694126M3*	Cover			MF 158 MKIII/158 F/S/V, 168 MKIII/168 F/S	MF 260, 265, 275, 290	MF 265S, 275, 285S, 290	MF 300 Series	MF 575, 590, 592, 595, 595MKII	MF 600 Series	
1860764M3* ⁽⁴⁷⁾	Plate - Selector		MF 135, 148, 165, 168, 185, 188	MF 133, 135, 133/135 MKIII/135 V, 135/148 MKIII/135/145 V/S, 145, 145 MKIII/145 V, 152, 152 MKIII/152 F/S/V, 155, 158, 158 MKIII/158 F/S/V, 165/168/185/188, 165 MKIII/178, 168 MKIII/168 F/S	MF 200 Series	MF 200 (TR) Series	MF 300 Series	MF 500 Series	MF 600 Series	
1860773M2	Selector Fork		MF 135, 148, 165, 168, 185, 188 8 Speed Gearbox	MF 133, 135, 133/135 MKIII/135 V, 135/148 MKIII/135/145 V/S, 145, 145 MKIII/145 V, 152, 152 MKIII/152 F/S/V, 155, 158, 158 MKIII/158 F/S/V, 165/168/185/188, 165 MKIII/178, 168 MKIII/168 F/S	MF 230, 235, 240, 245, 250, 255, 260, 265, 275, 285, 290 8 Speed Gearbox	MF 200 (TR) Series	MF 375E, 390E	MF 550, 560, 565, 575, 590, 595, 595MKII 8 speed gearbox	MF 675 8 speed gearbox	
3771408M1*	Screw - Selector Fork Fixing	FE 35, MF 35, MF 35X, MF 65		MF 100 (FR) Series	MF 200 Series	MF 200 (TR) Series	MF 300 Series	MF 500 Series	MF 600 Series	
3790170M1*	Oil Seal - Gear Linkage	MF 65	MF 165, 175, 175S, 178	MF 145, 152, 155, 158, 165MKIII/178						
General										
354416X1* ⁽⁴⁸⁾	Split Pin 4WD Drive Shaft Coupler	FE 35, MF 35, MF 35X, MF 65	MF 100 (UK) Series	MF 133, 135, 133/135 MKIII/135 V, 135/148 MKIII/135/145 V/S, 145, 145 MKIII/145 V, 152, 152 MKIII/152 F/S/V, 155, 158, 158 MKIII/158 F/S/V, 165/168/185/188, 165 MKIII/178, 168 MKIII/168 F/S	MF 230, 235, 240, 245, 250, 255, 265, 275, 285, 290, 298	MF 200 (TR) Series		MF 500 Series	MF 600 Series	



(42)



(43)



(44)



(45)



(46)



(47)



(48)

*Part number is used in other MF series models.



Part Number	Description	TE 20, FE 35, MF 35, MF 35X, MF 65	MF 100 (UK) Series	MF 100 (FR) Series	MF 200 (UK & FR) Series	MF 200 (TR) Series	MF 300 Series	MF 500 Series	MF 600 Series
516523M92 (49)	Main Input Shaft	MF 65	MF 165, 168, 175, 175S, 178, 185, 188	MF 145, 155, 158, 165/168/185/188, 165 MKIII/178	MF 250, 260, 265, 275, 285, 290			MF 560, 565, 575, 590, 595, 595MKII	MF 675, 690
834844M1*	Bearing		MF 135, 148, 165, 168, 175, 178, 185, 188		MF 235, 240, 245, 250, 260, 265, 275, 285, 290			MF 550, 560, 565, 575, 590, 595, 595MKII	MF 675, 690
964925M3 (50)	Input Shaft		MF 148, 165, 168, 185, 188	MF 135/148 MKIII/135/145 V/S, 145, 152, 152 MKIII/152 F/S/V, 155, 158, 158 MKIII/158 F/S, 165/168/185/188, 165 MKIII/178, 168 MKIII/168 F/S	MF 240, 250, 255, 260, 265, 275, 285	MF 200 (TR) Series		MF 560, 565, 575, 590	MF 675
964926M5	Input Shaft			MF 133, 135, 133/135 MKIII/135 V, 145 MKIII/145 V	MF 235, 240, 245	MF 230, 240, 240S			
964927M3 (51)	Main Input Shaft		MF 135, 148	MF 133, 135	MF 235, 240, 245, 250, 265			MF 550, 560, 565	
1692502M2*	Main Input Shaft				MF 275, 290	MF 265S, 275, 285S, 290	MF 342, 350, 352, 355, 360, 362, 365, 375, 375E, 390, 390E, 390T, 398, 399		MF 699
1669325M1	Main Input Shaft	FE 35, MF 35, MF 35X	MF 135	MF 133, 135	MF 240				
1677725M3 (52)	Input Shaft			MF 158MKIII/158 F/S, 168MKIII/168 F/S	MF 260, 265, 275, 290, 298	MF 265S, 275, 285S, 290	MF 340, 375E, 390E	MF 575, 590, 592, 595, 595MKII	MF 600 Series
1692496M2	Pinion - Input Shaft						MF 375, 390, 390T, 398, 399		MF 699
1692497M1 (53)	Pinion - Input Shaft				MF 290		MF 375, 390, 390T, 398, 399		MF 699
1693578M1	Gear				MF 260, 265, 275, 290	MF 265S, 275, 285S, 290	MF 375E, 390E	MF 575	MF 675, 690
1693577M1	Gear				MF 265, 275, 290	MF 265S, 285S, 290	MF 375E, 390E		
1862423M4	Main Input Shaft			MF 158 MKIII/158 V	MF 240, 250, 255, 265, 275, 290		MF 375E, 390E	MF 565, 575, 590	MF 675

*Part number is used in other MF series models.

Part Number	Description	TE 20, FE 35, MF 35, MF 35X, MF 65	MF 100 (UK) Series	MF 100 (FR) Series	MF 200 (UK & FR) Series	MF 200 (TR) Series	MF 300 Series	MF 500 Series	MF 600 Series
3599676M1	Main Input Shaft				MF 230, 240		MF 340		
3760467M1	Main Input Shaft			MF 133, 135, 133/135 MKIII/135 V, 135/148 MKIII/135/145 V/S, 145, 145 MKIII/145 V, 152, 152 MKIII/152 F/S/V, 155, 158, 158 MKIII/158 F/S/V, 165/168/185/188, 165 MKIII/178, 168 MKIII/168 F/S	MF 275, 290		MF 375E, 390E		
70926000*	Ring	FE 35, MF 35, MF 35X	MF 100 (UK) Series		MF 200 Series	MF 200 (TR) Series	MF 300 Series	MF 500 Series	MF 600 Series
IP TO Clutch									
1677535M2 (54)	Spacer			MF 152 MKIII/152 F/S/V, 158 MKIII/158 F/S/V, 168 MKIII/168 F/S	MF 250, 255, 260, 265, 275, 290, 298		MF 355, 360, 362, 365, 375, 390, 390T, 398, 399	MF 560, 565, 575, 590, 592, 595, 595MKIII	MF 600 Series
1679349M93	IP TO Clutch Assembly				MF 250, 260, 265, 275, 285, 290, 298		MF 355, 360, 362, 365, 375, 390, 390T, 398, 399	MF 550, 560, 565, 575, 590	MF 600 Series
1870001M1	Plate		MF 135, 148, 165, 168, 185, 188	MF 152, 152 MKIII/152 F/S/V, 155, 158, 158 MKIII/158 F/S/V, 165/168/185/188, 168 MKIII/168 F/S	MF 240, 250, 255, 260, 265, 275, 285, 290, 298		MF 340, 350, 355, 360, 362, 365, 375, 390, 390T, 398, 399	MF 500 Series	MF 600 Series
1870002M2	Piston		MF 135, 148, 165, 168, 185, 188	MF 152, 152 MKIII/152 F/S/V, 155, 158, 158 MKIII/158 F/S/V, 165/168/185/188, 168 MKIII/168 F/S	MF 240, 250, 255, 260, 265, 275, 285, 290, 298		MF 340, 350, 355, 360, 362, 365, 375, 390, 390T, 398, 399	MF 500 Series	MF 600 Series
1870003M1 (55)	Spring		MF 135, 148, 165, 168, 185, 188	MF 152, 152 MKIII/152 F/S/V, 155, 158, 158 MKIII/158 F/S/V, 165/168/185/188, 168 MKIII/168 F/S	MF 240, 250, 255, 260, 265, 275, 285, 290, 298		MF 340, 350, 355, 360, 362, 365, 375, 390, 390T, 398, 399	MF 500 Series	MF 600 Series
1870547M1	Bush		MF 135, 148, 165, 168, 185, 188	MF 152, 152 MKIII/152 F/S/V, 155, 158, 158 MKIII/158 F/S/V, 165/168/185/188, 168 MKIII/168 F/S	MF 240, 250, 255, 260, 265, 275, 285, 290, 298		MF 340, 350, 355, 360, 362, 365, 375, 390, 390T, 398, 399	MF 500 Series	MF 600 Series



(49)




(50)



(51)



(52)



(53)



(54)




(55)

*Part number is used in other MF series models.



Part Number	Description	TE 20, FE 35, MF 35, MF 35X, MF 65	MF 100 (UK) Series	MF 100 (FR) Series	MF 200 (UK & FR) Series	MF 200 (TR) Series	MF 300 Series	MF 500 Series	MF 600 Series
X619045300009*	Bearing						MF 342, 352		
Mainshaft									
891904M1	Gear	FE 35, MF 35, MF 35X, MF 65	MF 100 (UK) Series	MF 133, 135, 145, 152, 155, 158, 165/168/185/188, 165 MKIII/178					
1617892M1* (56)	Sleeve			MF 158MKIII/158 F/S, 168MKIII/168 F/S	MF 260, 265, 275, 285, 290, 298	MF 265S, 275, 285S, 290	MF 350, 352, 355, 360, 362, 365, 375, 375E, 390, 390E, 390T, 398, 399	MF 575, 590, 592, 595, 595MKII	MF 600 Series
1617893M1*	Sleeve			MF 158 MKIII/158 F/S, 168MKIII/168 F/S	MF 260, 265, 275, 285, 290, 298	MF 265S, 275, 285S, 290	MF 350, 352, 355, 360, 362, 365, 375, 375E, 390, 390E, 390T, 398, 399	MF 575, 590, 592, 595, 595MKII	MF 600 Series
1617894M1* (57)	Sleeve			MF 158 MKIII/158 F/S, 168MKIII/168 F/S	MF 260, 265, 275, 285, 290, 298	MF 265S, 275, 285S, 290	MF 300 Series	MF 575, 590, 592, 595, 595MKII	MF 600 Series
1662224M2*	Mainshaft			MF 158MKIII/158 F/S, 168MKIII/168 F/S	MF 260, 265, 275, 285, 290, 298 12 Speed and Multi-Power MKII	MF 265S, 275, 285S, 290	MF 355, 360, 362, 365, 375, 375E, 390, 390E, 390T, 398, 399 12 Speed and Multi-Power MKIII	MF 575, 590, 592, 595, 595MKII 12 Speed and Multi-Power MKII	MF 600 Series 12 Speed and Multi-Power MKIII

Layshaft



(56)




(57)



(58)



(59)



(60)



(61)



(62)

*Part number is used in other MF series models.

Part Number	Description	TE 20, FE 35, MF 35, MF 35X, MF 65	MF 100 (UK) Series	MF 100 (FR) Series	MF 200 (UK & FR) Series	MF 200 (TR) Series	MF 300 Series	MF 500 Series	MF 600 Series
1664556M2* (59)	Carrier			MF 158 MKIII/ 158 F/S, 168 MKIII/ 168 F/S	MF 260, 265, 275, 285, 290, 298	MF 265S, 275, 285S, 290	MF 350, 352, 355, 360, 362, 365, 375, 375E, 390, 390E, 390T, 398, 399	MF 575, 590, 592, 595/595MKII	MF 600 Series
1671459M2	Mainshaft				MF 265	MF 265S, 285S	MF 350, 352, 355, 360, 362, 365, 375		
1682663M1 (59)	Mainshaft				MF 240				
1682690M3*	Gear - 3rd		MF 135, 148, 165, 168, 185	MF 133, 135, 145, 152, 155, 158, 165/ 168/ 185/ 188, 165MKIII/ 178	MF 230, 235, 240, 245, 250, 265, 275, 285, 290		MF 350, 355, 360, 362, 365, 375, 375E, 390, 390E, 390T		
1682691M2* (60)	Gear - 2nd/ 4th		MF 100 (UK) Series	MF 133, 135, 145, 152, 155, 158, 165/ 168/ 185/ 188, 165MKIII/ 178	MF 230, 233, 235, 240, 245, 250, 260, 265, 275, 285, 290	MF 200 (TR) Series	MF 350, 355, 360, 362, 365, 375, 375E, 390, 390E, 390T	MF 550, 565, 575, 590, 595, 595MKII	MF 675
1686028M91*	Gear - 3rd			MF 158MKIII/ 158 F/S, 168MKIII/ 168 F/S	MF 260, 265, 275, 290, 298		MF 350, 352, 355, 360, 362, 365, 375, 375E, 390, 390E, 390T, 398, 399	MF 575, 590, 592, 595, 595MKII	MF 600 Series
1686468M91* (61)	Gear - Reverse			MF 158MKIII/ 158 F/S, 168MKIII/ 168 F/S	MF 265, 275, 290, 298	MF 265S, 275, 285S, 290	MF 350, 352, 355, 360, 362, 365, 375, 375E, 390, 390E, 390T, 398, 399		MF 675, 690, 698T, 699
1687429M91*	Gear			MF 158MKIII/ 158 F/S, 168MKIII/ 168 F/S	MF 260, 265, 275, 290, 298	MF 265S, 275, 285S, 290	MF 350, 352, 355, 360, 362, 365, 375, 375E, 390, 390E, 390T, 398, 399	MF 560, 575, 590, 592, 595, 595MKII	MF 600 Series
1686467M91*	Gear - 1st			MF 158MKIII/ 158 F/S, 168MKIII/ 168 F/S	MF 265, 275, 290, 298	MF 265S, 275, 285S, 290	MF 350, 352, 355, 360, 362, 365, 375, 375E, 390, 390E, 390T, 398, 399		MF 675, 690, 698T, 699
1687641M1	Mainshaft			MF 133/ 135 MKIII/ 135 V, 135/ 148 MKIII/ 135/ 145 V/S, 145 MKIII/ 145 V, 152 MKIII/ 152 F/S/A, 152, 155, 158, 158 MKIII/ 158 F/S/V, 165/ 168/ 185/ 188	MF 230, 235, 240, 245, 250, 255, 260, 265, 275	MF 230, 240, 240S	MF 340, 342, 350, 352, 355, 360, 362, 365	MF 560, 590	
1687642M1*	Mainshaft		MF 148, 165, 168, 185, 188	MF 133, 135, 145, 155, 165MKIII/ 178	MF 265, 275, 285, 290	MF 265S, 275, 285S, 290	MF 362, 375, 375E, 390, 390E, 390T	MF 550, 565, 575, 590	
1687643M1*	Mainshaft		MF 135, 148, 165, 168, 188	MF 133, 135, 145, 152, 155, 158, 165MKIII/ 178, 165/ 168/ 185/ 188	MF 230, 233, 235, 240, 245, 250, 265	MF 200 (TR) Series	MF 350, 355, 360, 362, 365, 375		
Multi-Power Clutch									
185425M1	Ring	MF 35, MF 35X	MF 148, 165, 175, 175S, 178, 185, 188	MF 133, 135, 145, 155, 158, 165/ 168/ 185/ 188, 165 MKIII/ 178	MF 235, 240, 245, 250, 260, 265, 275, 285, 290, 298		MF 365, 375, 390, 390T, 398, 399	MF 500 Series	MF 600 Series
185464M1 (62)	Multi-Power Clutch Plate	MF 35, MF 35X, MF 65 Multi-Power gearbox	MF 100 (UK) Series	MF 133, 135, 145, 155, 158, 165MKIII/ 178, 165/ 168/ 185/ 188	MF 235, 240, 245, 250, 260, 265, 275, 285, 290, 298		MF 365, 375, 390, 390T, 398, 399	MF 500 Series	MF 600 Series

*Part number is used in other MF series models.



Part Number	Description	TE 20, FE 35, MF 35, MF 35X, MF 65	MF 100 (UK) Series	MF 100 (FR) Series	MF 200 (UK & FR) Series	MF 200 (TR) Series	MF 300 Series	MF 500 Series	MF 600 Series
167262M1 ⁽⁶³⁾	Disc - Multi-Power Clutch	MF 35, MF 35X, MF 65 Multi-Power Gearbox	MF 100 (UK) Series	MF 133, 135, 152, 152 MKII/152 F/S/V, 155, 158, 158 MKII/158 F/S/V, 165/168/185/188, 165 MKII/178, 168 MKII/168 F/S	MF 235, 240, 245, 250, 255, 260, 265, 275, 285, 290, 298		MF 340, 350, 355, 360, 362, 365, 375, 390, 390T, 398, 399	MF 500 Series	MF 600 Series
Oil Seals									
195501M1 ⁽⁶⁴⁾	Input Shaft Oil Seal Inner	FE 35, MF 35, MF 35X, MF 65 6 Speed Gearbox, Dual Clutch	MF 135, 165, 175, 175S, 178 6 Speed Gearbox with Single Clutch	MF 133, 135, 145, 165MKII/178	MF 240 6 Speed Gearbox with Dual Clutch				
195503M1	Input Shaft Oil Seal Outer	FE 35, MF 35, MF 35X, MF 65 6 Speed Gearbox, Dual Clutch	MF 135, 165, 175, 175S, 178 6 Speed Gearbox with Single Clutch	MF 133, 135, 165MKII/178	MF 240 6 Speed Gearbox with Dual Clutch				
195523M1	Input Shaft Oil Seal	FE 35, MF 35, 35X 6 Speed Gearbox, Single Clutch	MF 135 6 Speed Gearbox with Single Clutch	MF 133, 135	MF 240 6 Speed Gearbox with Single Clutch				
88393M4* ⁽⁶⁵⁾	Input Shaft Oil Seal - Inner	MF 35, 35X, MF 65 Multi-Power Gearbox	MF 135, 165, 175, 178, 185, 188 Multi-Power Gearbox	MF 133, 135, 145, 155, 158, 158 MKII/158 F/S/V, 165/168/185/188, 165 MKII/178, 168 MKII/168 F/S	MF 235, 240, 245, 250, 260, 265, 275, 285, 290, 298 12 Speed and Multi-Power Gearboxes	MF 265S, 275, 285S, 290	MF 300 Series 8 (Shuttle) / 12 / 18 Speed and Multi-Power Gearboxes	MF 500 Series 12 Speed and Multi-Power Gearboxes	MF 600 Series 12 Speed and Multi-Power Gearboxes
886673M1	Input Shaft Oil Seal - Outer	MF 35, MF 35X, MF 65 Multi-Power Gearbox, Late Type	MF 135, 165, 175, 175S, 178 Multi-Power Gearbox	MF 145, 155					
1860011M1* ⁽⁶⁶⁾	Oil Seal		MF 135, 148, 165, 168, 185, 188 8 Speed Gearbox	MF 133, 135, 133/135 MKII/135 V, 135/148 MKII/135/145 V/S, 145 MKII/145 V, 152, 152 MKII/152 F/S/V, 155, 158, 158 MKII/158 F/S/V, 165/168/185/188, 165 MKII/178, 168 MKII/168 F/S	MF 230, 235, 240, 245, 250, 255, 260, 265, 275, 285, 290 8 Speed Gearbox	MF 200 (TR) Series	MF 340, 342, 350, 352, 355, 360, 362, 365, 375, 375E, 390, 390E 8 Speed Gearbox	MF 500 Series 8 Speed Gearbox	MF 675 8 Speed Gearbox

*Part number is used in other MF series models.

Part Number	Description	TE 20, FE 35, MF 35, MF 35X, MF 65	MF 100 (UK) Series	MF 100 (FR) Series	MF 200 (UK & FR) Series	MF 200 (TR) Series	MF 300 Series	MF 500 Series	MF 600 Series	
1860867M5*	Oil Seal	MF 65	MF 135, 148, 165, 168, 175, 178, 185, 188 8 Speed and Multi-Power Gearboxes, Input Shaft Retainer	MF 133, 135, 133/135 MKII/135 V, 135/148 MKII/135 V, 145 V/S, 145 MKII/145 V, 152, 152 MKII/152 F/S/V, 155, 158, 158 MKII/158 F/S/V, 165/168/185/188, 165 MKII/178, 168 MKII/178, 168 MKII/168 F/S	MF 200 Series 8 / 12 Speed and Multi-Power Gearboxes, Input Shaft Retainer	MF 200 (TR) Series	MF 300 Series 8 / 12 / 18 Speed and Multi-Power Gearboxes, Input Shaft Retainer	MF 500 Series Input Shaft Retainer	MF 600 Series Input Shaft Retainer	
3699802M2* ⁽⁶⁷⁾	Oil Seal - Drop Box				MF 240, 265, 275, 290, 298 4WD	MF 265S, 275, 285S, 290	MF 300 Series 4WD		MF 699	
PTO Shaft Drives										
035678T1*	Cap - Rear PTO Shaft		MF 100 (UK) Series	MF 133/135 MKII/135 V, 135/148 MKII/135/145 V/S, 145 MKII/145 V, 152, 152 MKII/152 F/S/V, 155, 158, 158 MKII/158 F/S/V, 165/168/185/188, 165 MKII/178, 168 MKII/178, 168 F/S	MF 200 Series	MF 230, 240, 240S	MF 300 Series	MF 550, 560, 565, 575, 590	MF 600 Series	
181204M92 ⁽⁶⁸⁾	Rear PTO Shaft	FE 35, MF 35, MF 35X, MF 65	MF 100 (UK) Series	MF 133, 135, 145, 165/168/185/188, 165 MKII/178						
391162X1*	Bearing				MF 230, 240, 275, 290		MF 300 Series			
518529M1	Shaft							MF 592, 595, 595MKII		
831220M1*	Bearing	FE 35, MF 35, MF 35X, MF 65	MF 165, 168, 175, 178, 185, 188	MF 145, 165	MF 250, 255, 260, 265, 275, 285, 290, 298	MF 265S, 275, 285S, 290	MF 342, 350, 352, 355, 360, 362, 365, 375, 390, 390T, 398, 399	MF 560, 565, 575, 590	MF 600 Series	
888747M1 ⁽⁶⁹⁾	Knob		MF 135, 148, 165, 168, 175, 178, 185, 188		MF 230, 240, 250, 265, 275, 290					




(63)



(64)



(65)



(66)



(67)



(68)




(69)

*Part number is used in other MF series models.



Part Number	Description	TE 20, FE 35, MF 35, MF 35X, MF 65	MF 100 (UK) Series	MF 100 (FR) Series	MF 200 (UK & FR) Series	MF 200 (TR) Series	MF 300 Series	MF 500 Series	MF 600 Series
899331M1* ⁽⁷⁰⁾	Housing		MF 100 (UK) Series	MF 133, 135, 133/135 MKII/135 V, 135/148 MKII/135/145 V/S, 145, 145 MKII/145 V, 152, 152 MKII/152 F/S/V, 155, 158, 158 MKII/158 F/S/V, 165/168/185/188, 165 MKII/178, 168 MKII/168 F/S	MF 200 Series	MF 200 (TR) Series	MF 300 Series	MF 500 Series	MF 600 Series
899332M92	PTO Input Shaft	MF 65	MF 100 (UK) Series	MF 133, 135, 145, 155, 158, 165/168/185/188, 165 MKII/178					
906468M1 ⁽⁷¹⁾	Gear - PTO Drive		MF 135	MF 133, 135, 133/135 MKII/135 V, 135/148 MKII/135/145 V/S, 145, 145 MKII/145 V, 165 MKII/178	MF 235, 240, 245	MF 230, 240, 240S			
906469M1* ⁽⁷⁰⁾	Gear - PTO Drive		MF 165, 168, 188	MF 133, 135, 135/148 MKII/135/145 V/S, 145, 152, 152 MKII/152 F/S/V, 155, 158, 158 MKII/158 F/S, 165/168/185/188, 165 MKII/178, 168 MKII/168 F/S	MF 240, 250, 255, 260, 265, 275, 285	MF 200 (TR) Series		MF 560, 565, 575, 590	MF 675




*Part number is used in other MF series models.

Part Number	Description	TE 20, FE 35, MF 35, MF 35X, MF 65	MF 100 (UK) Series	MF 100 (FR) Series	MF 200 (UK & FR) Series	MF 200 (TR) Series	MF 300 Series	MF 500 Series	MF 600 Series
1677737M1 ⁽⁷²⁾	PTO Input Shaft			MF 158MKIIV/158 F/S, 168MKIIV/168 F/S	MF 265, 275, 298			MF 575	MF 675, 698
1677739M1	PTO Input Shaft				MF 260, 265, 275	MF 265S, 275, 285S, 290	MF 375E	MF 575	MF 675
1677740M1*	PTO Input Shaft				MF 290		MF 340, 342, 350, 352, 355, 360, 362, 365, 375, 390, 390E, 390T, 398, 399	MF 590	
1671705M2* ⁽⁷³⁾	PTO Input Shaft			MF 133/135 MKIIV/135 V, 135/148 MKIIV/135/145 V/S, 145 MKIIV/145 V, 152 MKIIV/152 F/S/V	MF 230, 235, 240, 245, 255, 275, 290		MF 340, 342, 350, 352, 355, 360, 362, 365, 375, 375E, 390, 390E, 390T	MF 590	
1671706M4*	Gear			MF 133/135 MKIIV/135 V, 135/148 MKIIV/135/145 V/S, 145, 145 MKIIV/145 V, 152 MKIIV/152 F/S/V	MF 230, 235, 240, 245, 250, 255, 265, 275, 290		MF 340, 342, 350, 352, 355, 360, 362, 365, 375, 390, 390E, 390T, 398, 399	MF 590	
1867085M91 ⁽⁷⁴⁾	Rear PTO Shaft		MF 135, 165	MF 133, 135, 145, 152, 155, 158, 165/168/185/ 188, 165 MKIIV/178					
1867497M91	PTO Input Shaft		MF 135, 165, 175, 175S, 178	MF 133, 135, 145, 165, 165 MKIIV/178					
1867820M1	Gear		MF 100 (UK) Series	MF 133, 135, 145, 152, 155, 158, 165/168/185/ 188, 165 MKIIV/178					
1868531M1 ⁽⁷⁵⁾	PTO Input Shaft		MF 148, 168, 185, 188	MF 135/148 MKIIV/135/ 145 V/S, 145 MKIIV/145 V, 152, 152 MKIIV/152 F/S/V, 155, 158, 158 MKIIV/158 F/S/V, 165/168/185/188, 168 MKIIV/168 F/S	MF 235, 245, 250, 255, 260, 265, 275, 285, 290, 298	MF 265S, 275, 285S, 290	MF 375E	MF 550, 560, 575, 590	MF 675
1868532M1	PTO Input Shaft		MF 135, 148, 165, 168, 185, 188	MF 133/135 MKIIV/135 V, 135/148 MKIIV/135/145 V/S, 145 MKIIV/145 V, 152, 152 MKIIV/152 F/S/V, 155, 158, 158 MKIIV/158 F/S/V, 165/168/185/188, 168 MKIIV/168 F/S	MF 235, 245, 250, 255, 260, 265, 275, 285	MF 200 (TR) Series	MF 375E	MF 550, 560, 565, 575, 590	MF 675
1868533M1*	PTO Input Shaft		MF 135, 148, 165, 168, 185, 188	MF 133/135 MKIIV/135 V, 135/148 MKIIV/135/145 V/S, 145 MKIIV/145 V, 152, 152 MKIIV/152 F/S/V, 155, 158, 158 MKIIV/158 F/S/V, 165/168/185/188, 168 MKIIV/168 S	MF 200 Series	MF 200 (TR) Series	MF 350, 355, 360, 362, 365, 375, 390, 390T, 398	MF 500 Series	MF 675, 690
1868557M93	Rear PTO Shaft		MF 135, 148, 165, 168, 185, 188	MF 152, 155, 158, 165/ 168/185/188					
1869708M1 ⁽⁷⁶⁾	Gear - PTO Drive 38 Teeth				MF 250, 255, 265, 275, 290		MF 355, 360, 362, 365, 375, 390, 390T, 398, 399	MF 550, 575, 590	MF 690, 698T, 699

*Part number is used in other MF series models.



Part Number	Description	TE 20, FE 35, MF 35, MF 35X, MF 65	MF 100 (UK) Series	MF 100 (FR) Series	MF 200 (UK & FR) Series	MF 200 (TR) Series	MF 300 Series	MF 500 Series	MF 600 Series
1869710M1 ⁽⁷⁷⁾	PTO Input Shaft				MF 260, 265, 275, 285			MF 560, 565, 575, 590	MF 675, 698
1869712M91	PTO Input Shaft				MF 250, 255, 265, 290		MF 360, 362, 365, 375, 390, 390T	MF 550, 575, 590	
1869715M1	PTO Input Shaft				MF 260, 265, 275, 285			MF 560, 565, 575, 590	MF 675
1868778M1 ⁽⁷⁸⁾	Cap - Rear PTO Shaft	FE 35, MF 35, MF 35X, MF 65	MF 100 (UK) Series	MF 130, 133, 145, 152, 155, 158, 165/ 168/ 185/ 188, 165 MKIII/ 178					
1869279M1 ⁽⁷⁹⁾	Shaft			MF 152 MKII/ 152 F, 158 MKIII/ 158 F/S, 168 MKIII/ 168 F/S	MF 235, 240, 245, 250, 255, 260, 265, 275, 285, 290, 298		MF 300 Series	MF 560, 575, 590, 592, 595, 595MKII	MF 600 Series
3599000M2	Rear PTO Shaft				MF 250, 255, 260, 265, 275, 285, 290, 298		MF 355, 360, 362, 365, 375, 375E, 390, 390E, 390T, 398, 399	MF 560, 565, 575, 590	MF 600 Series
3599003M93	Rear PTO Shaft		MF 135, 148, 165, 168, 185, 188	MF 133/ 135 MKII/ 135 V, 135/ 148 MKII/ 135/ 145 V/S, 145 MKII/ 145 V, 152, 152 MKII/ 152 F/S/V, 155, 158, 158 MKII/ 158 F/S/V, 165/ 168/ 185/ 188, 168 MKII/ 168 F/S	MF 230, 235, 240, 245, 250, 255, 260, 265, 275, 285, 290	MF 200 (TR) Series	MF 340, 342, 350, 352, 355, 360, 362, 365, 375, 375E, 390, 390E, 390T	MF 550, 560, 565, 575, 590	MF 675
3610936M2	Rear PTO Shaft				MF 255, 260, 265, 275, 285, 290, 298		MF 362, 365, 375, 390, 398, 399	MF 560, 565, 575, 590	MF 675, 690, 698, 699



*Part number is used in other MF series models.

Part Number	Description	TE 20, FE 35, MF 35, MF 35X, MF 65	MF 100 (UK) Series	MF 100 (FR) Series	MF 200 (UK & FR) Series	MF 200 (TR) Series	MF 300 Series	MF 500 Series	MF 600 Series
3614293M91	Hub Assembly				MF 240	MF 230, 240, 240S, 265S, 285S	MF 342, 352, 362, 365, 375, 390		
3690972M3*	Rear PTO Shaft								
6203568M91	PTO Input Shaft				MF 275, 290		MF 355, 360, 362, 365, 375, 375E, 390, 390E, 390T, 398, 399	MF 590	MF 690, 698T, 699
Rear Drive Shaft									
880069M2 (80)	Coupler - Shear Tube		MF 135, 148, 165						
880070M2	Coupler - Shear Tube	MF 65	MF 135, 165, 168, 175, 175S, 178, 185, 188		MF 240				
886366M91 (81)	Rear Drive Shaft	MF 65	MF 100 (UK) Series	MF 133, 135, 133/ 135 MKIIV/ 135 V, 135/ 148 MKIIV/ 135/ 145 V/S, 145, 145 MKIIV/ 145 V, 152, 152 MKIIV/ 152 S/V, 155, 158, 158 MKIIV/ 158 V, 165/ 168/ 185/ 188, 165 MKIIV/ 185/ 188, 165 MKIIV/ 178	MF 230, 235, 240, 245, 265, 275, 290, 298	MF 200 (TR) Series	MF 350, 355, 360, 362, 365	MF 575, 590, 592, 595, 595MKII	MF 675, 690, 698, 698T
1660189M1	Coupler - Shear Tube	MF 65	MF 165, 168, 175, 175S, 178, 185, 188			MF 265S, 285S	MF 340, 350, 355, 360, 362, 365, 375, 375E, 390, 390E, 390T, 398, 399	MF 560, 565, 575, 590	MF 600 Series
1871924M1* (82)	Coupler - Shear Tube		MF 135, 148			MF 230, 240, 240S	MF 350, 355, 360, 362, 365	MF 550	
Reverse Gears									
180445M1*	Shaft - Reverse Gear	FE 35, MF 35, MF 35X, MF 65	MF 100 (UK) Series	MF 133, 135, 133/ 135 MKIIV/ 135 V, 135/ 148 MKIIV/ 135/ 145 V/S, 145, 145 MKIIV/ 145 V, 152, 152 MKIIV/ 152 F/S/V, 155, 158, 158 MKIIV/ 158 F/S/V, 165/ 168/ 185/ 188, 165 MKIIV/ 178, 168 MKIIV/ 168 F/S	MF 200 Series	MF 200 (TR) Series	MF 300 Series	MF 500 Series	MF 600 Series
180456M1* (83)	Washer	FE 35, MF 35, MF 35X, MF 65	MF 100 (UK) Series	MF 133, 135, 133/ 135 MKIIV/ 135 V, 135/ 148 MKIIV/ 135/ 145 V/S, 145, 145 MKIIV/ 145 V, 152, 152 MKIIV/ 152 F/S/V, 155, 158, 158 MKIIV/ 158 F/S/V, 165/ 168/ 185/ 188, 165 MKIIV/ 178, 168 MKIIV/ 168 F/S	MF 200 Series	MF 200 (TR) Series	MF 300 Series	MF 500 Series	MF 600 Series

*Part number is used in other MF series models.



Part Number	Description	TE 20, FE 35, MF 35, MF 35X, MF 65	MF 100 (UK) Series	MF 100 (FR) Series	MF 200 (UK & FR) Series	MF 200 (TR) Series	MF 300 Series	MF 500 Series	MF 600 Series
183037M1* (84)	Washer	FE 35, MF 35, MF 35X, MF 65	MF 100 (UK) Series	MF 133, 135, 133/135 MKII/135 V, 135/148 MKII/135/145 V/S, 145, 145 MKII/145 V, 152, 152 MKII/152 F/S/V, 155, 158, 158 MKII/158 F/S/V, 165/168/185/188, 165 MKII/178, 168 MKII/168 F/S	MF 200 Series	MF 200 (TR) Series	MF 300 Series	MF 500 Series	MF 600 Series
183038M1* (85)	Spacer	FE 35, MF 35, MF 35X, MF 65	MF 100 (UK) Series	MF 133, 135, 133/135 MKII/135 V, 135/148 MKII/135/145 V/S, 145, 145 MKII/145 V, 152, 152 MKII/152 F/S/V, 155, 158, 158 MKII/158 F/S/V, 165/168/185/188, 165 MKII/178, 168 MKII/168 F/S	MF 200 Series	MF 200 (TR) Series	MF 340, 342, 350, 352, 355, 360, 362, 365, 375, 375E, 390, 390E, 390T	MF 550, 560, 565, 575, 590, 595, 595MKII	MF 675, 690
183040M1*	Reverse Gear	FE 35, MF 35, MF 35X, MF 65	MF 100 (UK) Series	MF 133, 135, 145, 152, 155, 158, 165MKII/178, 165/168/185/188	MF 230, 235, 240, 245, 250, 260, 265, 275, 285, 290	MF 200 (TR) Series	MF 350, 355, 360, 362, 365, 375, 375E, 390, 390E, 390T	MF 550, 560, 565, 575, 590, 595, 595MKII	MF 675
189449M1*	Spacer	FE 35, MF 35, MF 35X, MF 65	MF 100 (UK) Series	MF 133, 135, 133/135 MKII/135 V, 135/148 MKII/135/145 V/S, 145, 145 MKII/145 V, 152, 152 MKII/152 F/S/V, 155, 158, 158 MKII/158 F/S/V, 165/168/185/188, 165 MKII/178, 168 MKII/168 F/S	MF 230, 235, 240, 245, 250, 255, 260, 265, 275, 285, 290	MF 200 (TR) Series	MF 340, 342, 350, 352, 355, 360, 362, 365, 375, 375E, 390, 390E, 390T	MF 550, 560, 565, 575, 590, 595, 595MKII	MF 675, 690
1617901M1 (86)	Reverse Gear			MF 158 MKII/158 F/S, 168 MKII/168 F/S	MF 260, 265, 275, 285, 290, 298			MF 575, 590, 592, 595, 595MKII	MF 600 Series
1688127M1*	Reverse Gear			MF 158 MKII/158 F/S, 168 MKII/168 F/S	MF 275, 290		MF 350, 352, 355, 360, 362, 365, 375, 375E, 390, 390E, 390T, 398, 399		MF 675, 690, 698T, 699
1688128M1* (87)	Friction Disc				MF 275, 290	MF 265S, 275, 285S, 290	MF 350, 352, 355, 360, 362, 365, 375, 375E, 390, 390E, 390T, 398, 399		MF 690, 699
1688129M1*	Spring				MF 275, 290	MF 265S, 275, 285S, 290	MF 350, 352, 355, 360, 362, 365, 375, 375E, 390, 390E, 390T, 398, 399		MF 690, 699

*Part number is used in other MF series models.

Part Number	Description	TE 20, FE 35, MF 35, MF 35X, MF 65	MF 100 (UK) Series	MF 100 (FR) Series	MF 200 (UK & FR) Series	MF 200 (TR) Series	MF 300 Series	MF 500 Series	MF 600 Series	
1688131M1*	Spacer			MF 158MKIII/158 F/S, 168MKIII/168 F/S	MF 275, 290	MF 265S, 275, 285S, 290	MF 350, 352, 355, 360, 362, 365, 375, 375E, 390, 390E, 390T, 398, 399		MF 675, 690, 698T, 699	
1617886M1 ⁽⁸⁸⁾	Spacer			MF 158 MKIII/158 F/S, 168 MKIII/168 F/S	MF 260, 265, 275, 285, 290, 298			MF 575, 590, 592, 595, 595MKII	MF 600 Series	
1867274M1*	Reverse Gear			MF 133/135 MKIII/135 V, 135/148 MKIII/135/145 V/S, 145 MKIII/145 V, 152, 152 MKIII/152 F/S/V, 155, 158, 158 MKIII/158 F/S/V, 165/168/185/188, 168 MKIII/168 F/S	MF 230, 235, 240, 245, 250, 255, 260, 265, 275, 285, 290	MF 230, 240, 240S	MF 340, 342, 350, 352, 355, 360, 362, 365, 375, 390, 390E	MF 675, 690, 595, 595MKII	MF 675, 690	
Retainer Housing										
886089M1* ⁽⁸⁹⁾	O Ring - Retainer Housing	MF 35, MF 35X, MF 65 Multi-Power Gearbox	MF 100 (UK) Series 8 Speed and Multi-Power Gearboxes,	MF 133, 135, 133/135 MKIII/135 V, 135/148 MKIII/135 V, 135/148 MKIII/135/145 V/S, 145, 145 MKIII/145 V, 152, 152 MKIII/152 F/S/V, 155, 158, 158 MKIII/158 F/S/V, 165/168/185/188, 165 MKIII/178, 168 MKIII/168 F/S	MF 200 Series 8 / 12 Speed and Multi-Power Gearboxes,	MF 200 (TR) Series	MF 300 Series	MF 500 Series		MF 600 Series
1693833M92*	Input Retainer Housing				MF 230, 240, 250, 275, 290	MF 200 (TR) Series	MF 300 Series 8 / 12 Speed Gearbox			
1860890M91 ⁽⁹⁰⁾	Input Retainer Housing		MF 135, 148, 165, 168, 185, 188 8 Speed Gearbox	MF 133, 135, 133/135 MKIII/135 V, 135/148 MKIII/135/145 V/S, 145, 145 MKIII/145 V, 152, 152 MKIII/152 F/S/V, 155, 158, 158 MKIII/158 F/S/V, 165/168/185/188, 165 MKIII/178, 168 MKIII/168 F/S	MF 235, 240, 245, 250, 255, 260, 265, 275, 285, 290, 298 8 Speed Gearbox	MF 265S, 275, 285S, 290		MF 550, 560, 565, 575, 590 8 / 12 Speed Gearbox	MF 600 Series 8 Speed Gearbox	



(84)



(85)



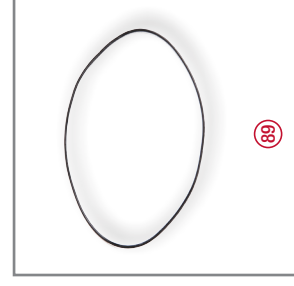
(86)




(87)



(88)



(89)



(90)

*Part number is used in other MF series models.



Part Number	Description	TE 20, FE 35, MF 35, MF 35X, MF 65	MF 100 (UK) Series	MF 100 (FR) Series	MF 200 (UK & FR) Series	MF 200 (TR) Series	MF 300 Series	MF 500 Series	MF 600 Series
Sealing Rings									
3699909M1*	Sealing Ring	FE 35, MF 35, MF 35X	MF 100 (UK) Series	MF 133, 135, 145, 155, 158, 165MKIIV/178, 165/168/185/188	MF 230, 235, 240, 245, 260, 265, 275, 285, 290	MF 200 (TR) Series	MF 342, 352, 362, 365, 375, 390, 390T, 398, 399	MF 560, 575, 590, 595, 595MKII	MF 600 Series
Snap Rings									
195222M1 ⁹¹	Snap Ring	FE 35, MF 35, MF 35X, MF 65	MF 135, 165, 175, 175S, 178 6 speed gearbox	MF 130, 133, 135, 145, 165MKIIV/178	MF 240 6 speed gearbox				
195363M1*	Snap Ring	FE 35, MF 35, MF 35X, MF 65	MF 100 (UK) Series	MF 133, 135, 133/135 MKIIV/135 V, 135/148 MKIIV/135/145 V/S, 145, 145 MKIIV/145 V, 152, 152 MKIIV/152 F/S/W, 155, 158, 158 MKIIV/158 F/S/W, 165/168/185/188, 165 MKIIV/178, 168 MKIIV/168 F/S	MF 200 Series	MF 200 (TR) Series	MF 300 Series	MF 500 Series	
195499M1* ⁹²	Snap Ring	FE 35, MF 35, MF 35X, MF 65	MF 100 (UK) Series	MF 133, 135, 133/135 MKIIV/135 V, 135/148 MKIIV/135/145 V/S, 145, 145 MKIIV/145 V, 152, 152 MKIIV/152 F/S/W, 155, 158, 158 MKIIV/158 F/S/W, 165/168/185/188, 165 MKIIV/178, 168 MKIIV/168 F/S	MF 230, 235, 240, 245, 250, 255, 260, 265, 275, 285, 290	MF 200 (TR) Series	MF 340, 342, 350, 352, 355, 360, 362, 365, 375, 375E, 390, 390E, 390T	MF 500 Series	MF 675
195500M1*	Snap Ring	FE 35, MF 35, MF 35X, MF 65	MF 100 (UK) Series	MF 133, 135, 133/135 MKIIV/135 V, 135/148 MKIIV/135/145 V/S, 145, 145 MKIIV/145 V, 152, 152 MKIIV/152 F/S/W, 155, 158, 158 MKIIV/158 F/S/W, 165/168/185/188, 165 MKIIV/178, 168 MKIIV/168 F/S	MF 200 Series	MF 200 (TR) Series	MF 300 Series	MF 500 Series	MF 675

*Part number is used in other MF series models.




Part Number	Description	TE 20, FE 35, MF 35, MF 35X, MF 65	MF 100 (UK) Series	MF 100 (FR) Series	MF 200 (UK & FR) Series	MF 200 (TR) Series	MF 300 Series	MF 500 Series	MF 600 Series
1677828M2 ⁽⁹⁸⁾	Bush				MF 265, 275, 290, 298	MF 265S, 275, 285S, 290	MF 340, 350, 352, 355, 360, 362, 365, 375, 375E, 390, 390E, 390T, 398, 399		MF 675, 690
1682388M1	Bush				MF 265, 275, 290, 298	MF 265S, 275, 285S, 290	MF 340, 350, 352, 355, 360, 362, 365, 375, 375E, 390, 390E, 390T, 398, 399		MF 675, 690
1686458M1* ⁽⁹⁹⁾	Ring			MF 158MKIIV/ 158 F/S, 168MKIIV/ 168 F/S	MF 275, 290	MF 265S, 275, 285S, 290	MF 350, 352, 355, 360, 362, 365, 375, 375E, 390, 390E, 390T, 398, 399		MF 600 Series
1686459M1*	Gear			MF 158MKIIV/ 158 F/S, 168MKIIV/ 168 F/S	MF 275, 290	MF 265S, 275, 285S, 290	MF 350, 352, 355, 360, 362, 365, 375, 375E, 390, 390E, 390T, 398, 399		MF 600 Series
1692500M91 ⁽¹⁰⁰⁾	Pinion				MF 290		MF 375, 390, 390T, 398, 399		MF 699
1692501M91	Pinion				MF 290		MF 375, 390, 390T, 398, 399		MF 699
1693580M91 ⁽¹⁰¹⁾	Gear				MF 265, 275, 290	MF 265S, 275, 285S, 290	MF 375E, 390E	MF 575	MF 675, 690
1693582M91	Gear				MF 260, 265, 275, 290	MF 265S, 275, 285S, 290	MF 375E, 390E	MF 575	MF 675, 690



(98)



(99)




(100)



(101)



(102)



(103)



(104)

*Part number is used in other MF series models.

Part Number	Description	TE 20, FE 35, MF 35, MF 35X, MF 65	MF 100 (UK) Series	MF 100 (FR) Series	MF 200 (UK & FR) Series	MF 200 (TR) Series	MF 300 Series	MF 500 Series	MF 600 Series
1867246M1*	Bush			MF 133/135 MKII/135 V, 135/148 MKII/135/145 V/S, 145 MKII/145 V, 152, 152 MKII/152 F/S/V, 155, 158, 158 MKII/158 F/S, 165/168/185/188, 168 MKII/168 F/S	MF 200 Series	MF 200 (TR) Series	MF 300 Series	MF 560, 575, 590, 592, 595, 595MKII	MF 675, 690
1867250M1* (102)	Bush			MF 133/135 MKII/135 V, 135/148 MKII/135/145 V/S, 145 MKII/145 V, 152, 152 MKII/152 F/S/V, 155, 158, 158 MKII/158 F/S, 165/168/185/188, 168 MKII/168 F/S	MF 200 Series	MF 200 (TR) Series	MF 300 Series	MF 560, 575, 590, 592, 595, 595MKII	MF 675, 690
3033849M1* (103)	Poppet			MF 133/135 MKII/135 V, 135/148 MKII/135/145 V/S, 145 MKII/145 V, 152 MKII/152 F/S/V, 158 MKII/158 F/S/V, 168 MKII/168 F/S	MF 230, 235, 240, 245, 250, 255, 260, 265, 275, 290, 298		MF 300 Series	MF 560, 575, 590, 592, 595, 595MKII	MF 600 Series
3188958M1*	Ball Pin			MF 133/135 MKII/135 V, 135/148 MKII/135/145 V/S, 145 MKII/145 V, 152 MKII/152 F/S/V, 158 MKII/158 F/S/V, 168 MKII/168 F/S	MF 230, 235, 240, 245, 250, 255, 260, 265, 275, 290, 298	MF 265S, 285S	MF 300 Series	MF 560, 575, 590, 592, 595, 595MKII	MF 600 Series
3698240M1*	Spring			MF 158 MKII/158 F/S, 168 MKII/168 F/S	MF 230, 240, 250, 275, 290	MF 265S, 285S,	MF 300 Series	MF 500 Series	MF 600 Series
1684022M1	Ring - Synchro			MF 133/135 MKII/135 V, 135/148 MKII/135/145 V/S, 145 MKII/145 V, 152 MKII/152 F/S/V, 158 MKII/158 F/S/V, 168 MKII/168 F/S	MF 230, 240, 250, 260, 265, 275, 290, 298	MF 265S, 285S	MF 300 Series	MF 575, 590, 592, 595, 595MKII	MF 600 Series
1685067M1 (104)	Cone - Synchro			MF 133/135 MKII/135 V, 135/148 MKII/135/145 V/S, 145 MKII/145 V, 152 MKII/152 F/S/V, 158 MKII/158 F/S/V, 168 MKII/168 F/S	MF 230, 240, 250, 260, 265, 275, 290, 298		MF 300 Series	MF 560, 575, 590, 592, 595, 595MKII	MF 600 Series
1686443M1*	Coupler			MF 158 MKII/158 F/S, 168 MKII/168 F/S	MF 265, 275, 290, 298	MF 265S, 275, 285S, 290	MF 350, 352, 355, 360, 362, 365, 375, 375E, 390, 390E, 390T, 398, 399		MF 675, 690, 698T, 699
1686796M1	Coupler - Synchro			MF 133/135 MKII/135 V, 135/148 MKII/135/145 V/S, 145 MKII/145 V, 152 MKII/152 F/S/V, 158 MKII/158 F/S/V, 168 MKII/168 F/S	MF 230, 235, 240, 245, 250, 255, 260, 265, 275, 290, 298		MF 300 Series	MF 560, 575, 590, 592, 595, 595MKII	MF 600 Series


*Part number is used in other MF series models.



Part Number	Description	TE 20, FE 35, MF 35, MF 35X, MF 65	MF 100 (UK) Series	MF 100 (FR) Series	MF 200 (UK & FR) Series	MF 200 (TR) Series	MF 300 Series	MF 500 Series	MF 600 Series
3771346M91*	Synchro Unit				MF 275, 290	MF 265S, 275, 285S, 290	MF 342, 352, 362, 365, 375, 375E, 390, 390E, 390T, 398, 399 (1006.6)		
3771348M91*	Synchro Unit				MF 275, 290	MF 265S, 275, 285S, 290	MF 352, 362, 365, 375, 375E, 390, 390E, 390T, 398, 399 (1006.6)		
3771350M91* (105)	Synchro Unit					MF 265S, 285S	MF 340, 342, 350, 352, 355, 360, 362, 365, 375, 390, 390T, 398, 399 (1006.6)		
Thrust Washers									
518414M1*	Thrust Washer	MF 65	MF 100 (UK) Series	MF 133, 135, 133/135 MKIII/135V, 135/148MKIII/135/145V/S, 145MKIII/145V, 152, 152MKIII/152F/SV, 155, 158, 158MKIII/158F/SV, 165/168/185/188, 165MKIII/178	MF 230, 235, 240, 245, 250, 255, 260, 265, 275	MF 200 (TR) Series	MF 340, 342, 350, 352, 355, 360, 362, 365, 375	MF 550, 560	MF 600 Series
881122M2* (106)	Thrust Washer	MF 65	MF 100 (UK) Series	MF 133, 135, 133/135 MKIII/135 V, 135/148 MKIII/135/145 V/S, 145, 145 MKIII/145 V, 152, 152 MKIII/152 F/SV, 155, 158, 158 MKIII/158 F/SV, 165/168/185/188, 165 MKIII/178	MF 200 Series	MF 200 (TR) Series	MF 300 Series	MF 500 Series	MF 600 Series
964929M1*	Thrust Washer		MF 135, 148, 165, 168, 185, 188	MF 133, 135, 133/135 MKIII/135 V, 135/148 MKIII/135/145 V/S, 145, 145 MKIII/145 V, 152, 152 MKIII/152 F/SV, 155, 158, 158 MKIII/158 F/SV, 165/168/185/188, 165 MKIII/178, 168 MKIII/168 F/S	MF 230, 235, 240, 245, 250, 255, 260, 265, 275, 285, 290	MF 200 (TR) Series	MF 340, 342, 360, 362, 365, 375, 375E, 390, 390E, 390T	MF 500 Series	MF 675

*Part number is used in other MF series models.

Part Number	Description	TE 20, FE 35, MF 35, MF 35X, MF 65	MF 100 (UK) Series	MF 100 (FR) Series	MF 200 (UK & FR) Series	MF 200 (TR) Series	MF 300 Series	MF 500 Series	MF 600 Series
964944M1* (107)	Thrust Washer		MF 135, 148, 165, 168, 185, 188	MF 133, 135, 133/135 MKIII/135 V, 135/148 MKIII/135/145 V/S, 145, 145 MKIII/145 V, 152, 152 MKIII/152 F/S/V, 155, 158, 158 MKIII/158 F/S/V, 165/168/185/188, 165 MKIII/178, 168 MKIII/168 F/S	MF 230, 235, 240, 245, 250, 255, 260, 285, 275, 285, 290	MF 200 (TR) Series	MF 340, 342, 350, 352, 355, 360, 362, 365, 375, 375E, 390, 390E, 390T, 398, 399	MF 500 Series	MF 675
1617885M2* (108)	Thrust Washer			MF 158MKIII/158 F/S, 168MKIII/168 F/S	MF 260, 265, 275, 285, 290, 298	MF 265S, 275, 285S, 290	MF 350, 352, 355, 360, 362, 365, 375, 375E, 390, 390E, 390T, 398, 399	MF 575, 590, 592, 595, 595MKII	MF 600 Series
1617888M2*	Thrust Washer			MF 158MKIII/158 F/S, 168MKIII/168 F/S	MF 260, 265, 275, 290, 298	MF 265S, 275, 285S, 290	MF 300 Series	MF 575, 590, 592, 595, 595MKII	MF 600 Series
1617889M1*	Thrust Washer			MF 158 MKIII/158 F/S, 168MKIII/168 F/S	MF 260, 265, 275, 290, 298	MF 265S, 275, 285S, 290	MF 300 Series	MF 575, 590, 592, 595, 595MKII	MF 600 Series
1617890M2* (109)	Thrust Washer			MF 158 MKIII/158 F/S, 168MKIII/168 F/S	MF 260, 265, 275, 290, 298	MF 265S, 275, 285S, 290	MF 350, 352, 355, 360, 362, 365, 375, 375E, 390, 390E, 390T, 398, 399	MF 575, 590, 592, 595, 595MKII	MF 600 Series
1617891M2*	Thrust Washer			MF 158 MKIII/158 F/S, 168MKIII/168 F/S	MF 260, 265, 275, 290, 298	MF 265S, 275, 285S, 290	MF 350, 352, 355, 360, 362, 365, 375, 375E, 390, 390E, 390T, 398, 399	MF 575, 590, 592, 595, 595MKII	MF 600 Series
16174668M3 (110)	Thrust Washer			MF 158MKIII/158 F/S, 168MKIII/168 F/S	MF 260, 265, 275, 290, 298	MF 265S, 275, 285S, 290	MF 340, 350, 352, 355, 360, 362, 365, 375, 375E, 390, 390E, 390T, 398, 399	MF 575, 590, 592, 595, 595MKII	MF 600 Series
1617742M2*	Thrust Washer			MF 158MKIII/158 F/S, 168MKIII/168 F/S	MF 260, 265, 275, 290, 298	MF 265S, 275, 285S, 290	MF 300 Series	MF 575, 590, 592, 595, 595MKII	MF 600 Series
1617829M1	Thrust Washer			MF 158MKIII/158 F/S, 168MKIII/168 F/S	MF 260, 265, 275, 290, 298	MF 265S, 275, 285S, 290	MF 340, 350, 352, 355, 360, 362, 365, 375, 375E, 390, 390E, 390T, 398, 399	MF 575, 590, 592, 595, 595MKII	MF 600 Series
16177973M2 (111)	Thrust Washer			MF 158MKIII/158 F/S, 168MKIII/168 F/S	MF 260, 265, 275, 290, 298	MF 265S, 275, 285S, 290	MF 350, 352, 355, 360, 362, 365, 375, 375E, 390E, 390T, 398, 399	MF 575, 590, 592, 595, 595MKII	MF 600 Series
1688130M1*	Thrust Washer			MF 158MKIII/158 F/S, 168MKIII/168 F/S	MF 275, 290	MF 265S, 275, 285S, 290	MF 350, 352, 355, 360, 362, 365, 375, 375E, 390E, 390T, 398, 399		MF 675, 690, 698T, 699



(105)



(106)




(107)



(108)



(109)



(110)



(111)

*Part number is used in other MF series models.



Part Number	Description	TE 20, FE 35, MF 35, MF 35X, MF 65	MF 100 (UK) Series	MF 100 (FR) Series	MF 200 (UK & FR) Series	MF 200 (TR) Series	MF 300 Series	MF 500 Series	MF 600 Series
1688132M1*	Thrust Washer			MF 158MKIIV/158 F/S, 168MKIIV/168 F/S	MF 275, 290	MF 265S, 275, 285S, 290	MF 350, 352, 355, 360, 362, 365, 375, 375E, 390, 390E, 390T, 398, 399		MF 675, 690, 698T, 699
1866542M1*	Thrust Washer		MF 148, 168, 185, 188	MF 148, 152, 158 MKIIV/158 F/S, 165/168/185/188, 168MKIIV/168 F/S	MF 235, 245, 250, 260, 265, 275, 285, 290, 298	MF 265S, 275, 285S, 290	MF 362, 375, 375E, 390, 390E, 390T, 398, 399	MF 500 Series	MF 600 Series
1867259M1* (112)	Thrust Washer			MF 133/135 MKIIV/135 V, 135/148 MKIIV/135/145 V/S, 145 MKIIV/145 V, 152, 152 MKIIV/152 F/S/V, 155, 158, 158 MKIIV/158 F/S/V, 165/168/185/188, 168 MKIIV/168 F/S	MF 200 Series	MF 200 (TR) Series	MF 300 Series	MF 560, 575, 590, 592, 595, 595MKII	MF 600 Series
1867426M1*	Thrust Washer		MF 148, 168, 185	MF 148, 152, 158 MKIIV/158 F/S, 165/168/185/188, 168 MKIIV/168 F/S	MF 235, 245, 250, 255, 260, 265, 275, 285, 290, 298	MF 265S, 275, 285S, 290	MF 342, 352, 362, 365, 375, 375E, 390, 390E, 390T, 398, 399	MF 500 Series	MF 600 Series
2700274M2* (113)	Spacer		MF 135, 148, 165, 185, 188	MF 133, 135, 133/135 MKIIV/135 V, 135/148 MKIIV/135 V, 135/148 MKIIV/135/145 V/S, 145, 145 MKIIV/145 V, 152, 152 MKIIV/152 F/S/V, 155, 158, 158 MKIIV/158 F/S/V, 165/185/188, 165 MKIIV/168 F/S	MF 230, 235, 240, 245, 250, 255, 260, 265, 275, 285, 290	MF 200 (TR) Series	MF 340, 342, 350, 352, 355, 360, 362, 365, 375, 375E, 390, 390E, 390T	MF 500 Series	MF 675
Transfer Box									
1692157M1 (114)	Plate								MF 675, 690, 699

*Part number is used in other MF series models.



TRANSMISSION

MF 2000 - MF 8200 Series

Part Number	Description	MF 2000/5 Series	MF 3000 Series	MF 3100 Series	MF 3600 Series	MF 4200 Series	MF 4300 Series	MF 5400 (Tier 2) Series	MF 6100 Series	MF 6200 Series	MF 6400 (Tier 2) Series	MF 8100 Series	MF 8200 Series
1st Gear													
168268M2* (115)	1st Gear - Mainshaft					MF 4225, 4235, 4240, 4245, 4255, 4265	MF 4315, 4320, 4325, 4335, 4345, 4355						
4WD Drive Shaft													
831822M1*	Bearing	MF 2000/5 Series											
3380056M2* (116)	Coupler	MF 2000/5 Series	MF 3000 Series	MF 3100 Series	MF 3600 Series			MF 5425, 5435, 5445, 5455, 5465	MF 6100 Series	MF 6200 Series	MF 6445, 6455, 6460, 6465, 6470, 6475, 6480		
Bearings													
183039M1* (117)	Needle Roller						MF 4300 Series						
195453M1*	Needle Bearing						MF 4200 Series						
195507M1* (118)	Bearing					MF 4225, 4235, 4240, 4245, 4255, 4265	MF 4315, 4320, 4325, 4335, 4345, 4355						
886668M1*	Needle Bearing					MF 4200 Series	MF 4300 Series						

*Part number is used in other MF series models.



Part Number	Description	MF 2000/5 Series	MF 3000 Series	MF 3100 Series	MF 3600 Series	MF 4200 Series	MF 4300 Series	MF 5400 (Tier 2) Series	MF 6100 Series	MF 6200 Series	MF 6400 (Tier 2) Series	MF 8100 Series	MF 8200 Series
1101409	Bearing - PTO Clutch		MF 3000 Series	MF 3100 Series	MF 3600 Series			MF 5400 Series	MF 6100 Series	MF 6200 Series	MF 6445, 6455, 6460, 6465, 6470, 6475, 6480, 6485, 6490, 6495	MF 8110, 8120, 8130, 8140, 8150, 8160	MF 8210, 8220, 8240, 8250, 8260
1613884M1*	Bearing	MF 2640, 2645, 2680, 2685, 2720, 2725				MF 4200 Series							
1675274M1* (119)	Bearing					MF 4200 Series	MF 4300 Series						
1677724M1* (120)	Needle Bearing	MF 2625				MF 4200 Series	MF 4300 Series						
2700273M1*	Needle Bearing					MF 4200 Series	MF 4300 Series						
3003372X1* (121)	Bearing					MF 4200 Series	MF 4300 Series						
3008252X1*	Bearing					MF 4200 Series	MF 4300 Series						
3009853X1*	Bearing Assembly		MF 3000 Series	MF 3100 Series		MF 4215, 4220, 4225, 4235, 4245, 4255, 4265	MF 4315, 4320, 4325, 4335, 4345, 4355	MF 5400 Series	MF 6100 Series	MF 6200 Series	MF 6400 Series	MF 8170, 8180	MF 8200 Series
3386985M1	Bearing - Drive Shaft	MF 2625, 2645, 2685, 2725	MF 3000 Series	MF 3100 Series	MF 3600 Series			MF 5425, 5435, 5445, 5455, 5460 4WD	MF 6100 Series	MF 6200 Series	MF 6445, 6455, 6460, 6470		
3382792M1	Needle Bearing		MF 3000 Series	MF 3100 Series				MF 5400 Series	MF 6100 Series	MF 6200 Series	MF 6445, 6455, 6460, 6465, 6470, 6475, 6480		
3387171M1	Needle Bearing		MF 3000 Series	MF 3100 Series				MF 5400 Series	MF 6110, 6120, 6130, 6140, 6150, 6160, 6170, 6180	MF 6200 Series			
3410432M1*	Bearing					MF 4200 Series	MF 4300 Series						

*Part number is used in other MF series models.



Part Number	Description	MF 2000/5 Series	MF 3000 Series	MF 3100 Series	MF 3600 Series	MF 4200 Series	MF 4300 Series	MF 5400 (Tier 2) Series	MF 6100 Series	MF 6200 Series	MF 6400 (Tier 2) Series	MF 8100 Series	MF 8200 Series
3587730M2*	Bearing	MF 2625				MF 4200 Series	MF 4300 Series						
3760514M1*	Bearing					MF 4200 Series	MF 4300 Series						
3761292M1*	Bearing - PTO Input Shaft					MF 4200 Series	MF 4300 Series						
3789970M1	Bearing - Drive Shaft							MF 5460, 5465, 5470 4WD			MF 6400 Series		
Circlips													
1440873X1* (122)	Circlip		MF 3000 Series	MF 3100 Series		MF 4200 Series	MF 4300 Series		MF 6110, 6120, 6130, 6140, 6150, 6160, 6170, 6180	MF 6200 Series			
208505M1*	Circlip	MF 2620, 2640, 2680, 2720				MF 4200 Series	MF 4300 Series						
339470X1*	Circlip		MF 3095	MF 3120, 3125	MF 3635, 3645, 3655, 3670, 3690	MF 4200 Series	MF 4300 Series	MF 5425, 5435, 5445, 5455, 5460, 5465	MF 6170, 6180, 6190	MF 6200 Series	MF 6400 Series	MF 8110, 8120, 8130, 8140, 8150, 8160	MF 8210, 8220, 8240, 8250
355988X1* (123)	Circlip					MF 4200 Series	MF 4300 Series						
377424X1* (124)	Circlip					MF 4200 Series	MF 4300 Series				MF 6485, 6490, 6495, 6497, 6499	MF 8170, 8180	MF 8200 Series
Countershaft													
180415M2* (125)	Gear 33 Teeth					MF 4225, 4235, 4240, 4245, 4255, 4265	MF 4315, 4320, 4325, 4335, 4345, 4355						
180419M2*	Gear 23 Teeth					MF 4225, 4235, 4240, 4245, 4255, 4265	MF 4315, 4320, 4325, 4335, 4345, 4355						




*Part number is used in other MF series models.



Part Number	Description	MF 2000/5 Series	MF 3000 Series	MF 3100 Series	MF 3600 Series	MF 4200 Series	MF 4300 Series	MF 5400 (Tier 2) Series	MF 6100 Series	MF 6200 Series	MF 6400 (Tier 2) Series	MF 8100 Series	MF 8200 Series
906743M92* ⁽¹²⁶⁾	Countershaft					MF 4225, 4235, 4240, 4245, 4255, 4265 8 Speed Gearbox	MF 4315, 4320, 4325, 4335, 4345, 4355 8 Speed Gearbox						
964916M2*	Gear					MF 4225, 4235, 4240, 4245, 4255, 4265	MF 4315, 4320, 4325, 4335, 4345, 4355						
1617923M3*	Gear					MF 4200 Series	MF 4300 Series						
1687430M1*	Gear					MF 4200 Series	MF 4300 Series						
1862422M1* ⁽¹²⁷⁾	Gear					MF 4225, 4235, 4240, 4245, 4255, 4265	MF 4315, 4320, 4325, 4335, 4345, 4355						
70923816*	O Ring	MF 2000/5 Series	MF 3080, 3090		MF 3610, 3630, 3650	MF 4200 Series	MF 4300 Series						
Epicyclic Units													
180409M1* ⁽¹²⁸⁾	Dowel		MF 3000 Series	MF 3100 Series		MF 4200 Series	MF 4300 Series	MF 5400 Series	MF 6100 Series	MF 6200 Series	MF 6445, 6455, 6460, 6465, 6470, 6475, 6480		
184770M2* ⁽¹²⁹⁾	Coupler		MF 3000 Series	MF 3100 Series				MF 5400 Series	MF 6100 Series	MF 6200 Series	MF 6445, 6455, 6460, 6465, 6470, 6475, 6480		
897711M93*	Carrier Kit	MF 2625											
1661953M1*	Spring					MF 4200 Series	MF 4300 Series						
1866545M2*	Thrust Washer					MF 4200 Series	MF 4300 Series				MF 6485, 6490, 6495, 6497, 6499	MF 8170, 8180	MF 8200 Series

*Part number is used in other MF series models.

Part Number	Description	MF 2000/5 Series	MF 3000 Series	MF 3100 Series	MF 3600 Series	MF 4200 Series	MF 4300 Series	MF 5400 Series (Tier 2)	MF 6100 Series	MF 6200 Series	MF 6400 Series (Tier 2)	MF 8100 Series	MF 8200 Series
1866557M2*	Coupler					MF 4200 Series	MF 4300 Series						
1866538M2*	Shaft					MF 4200 Series	MF 4300 Series				MF 6485, 6490, 6495, 6497, 6499	MF 8170, 8180	MF 8200 Series
1866539M1*	Ring					MF 4200 Series	MF 4300 Series				MF 6485, 6490, 6495, 6497, 6499	MF 8170, 8180	MF 8200 Series
1866543M1* (130)	Washer					MF 4200 Series	MF 4300 Series				MF 6485, 6490, 6495, 6497, 6499	MF 8170, 8180	MF 8200 Series
1866552M1*	Pinion					MF 4200 Series	MF 4300 Series				MF 6485, 6490, 6495, 6497, 6499	MF 8170, 8180	MF 8200 Series
1866544M2*	Ring					MF 4200 Series	MF 4300 Series				MF 6485, 6490, 6495, 6497, 6499	MF 8170, 8180	MF 8200 Series
1866558M93*	Carrier					MF 4200 Series	MF 4300 Series				MF 6485, 6490, 6495, 6497, 6499	MF 8170, 8180	MF 8200 Series
1867423M1* (131)	Plate					MF 4200 Series	MF 4300 Series						
1867424M2*	Annular Gear					MF 4200 Series	MF 4300 Series						
1867425M1*	Plate					MF 4200 Series	MF 4300 Series						
2521194K92* (132)	Kit - Carrier - Gearbox Epicyclic Also known as 1870538M93					MF 4200 Series	MF 4300 Series						
Gaskets													
180432M1*	Gasket					MF 4200 Series	MF 4300 Series						



*Part number is used in other MF series models.



Part Number	Description	MF 2000/5 Series	MF 3000 Series	MF 3100 Series	MF 3600 Series	MF 4200 Series	MF 4300 Series	MF 5400 Series (Tier 2)	MF 6100 Series	MF 6200 Series	MF 6400 Series (Tier 2)	MF 8100 Series	MF 8200 Series
180474M1* (133)	Washer	MF 2000/5 Series			MF 3600 Series	MF 4200 Series	MF 4300 Series					MF 8110, 8120, 8130, 8140, 8150, 8160	
1687785M4* (134)	Gasket - Centre Housing Steel					MF 4200 Series	MF 4300 Series						
3599804M2*	Gasket - Centre Housing					MF 4200 Series	MF 4300 Series						
Gear Selectors													
180446M1*	Controls & Levers					MF 4215, 4220, 4225, 4235, 4240, 4245, 4255, 4265	MF 4315, 4320, 4325, 4335, 4345, 4355						
191221M1* (135)	Spring - Selector Plunger	MF 2000/5 Series	MF 3000 Series	MF 3100 Series	MF 3600 Series	MF 4200 Series	MF 4300 Series	MF 5400 Series	MF 6100 Series	MF 6200 Series	MF 6400 Series	MF 8110, 8120, 8130, 8140, 8150, 8160	MF 8210, 8220, 8240, 8250
768300T1*	Bouchon		MF 3000 Series	MF 3100 Series	MF 3635, 3645, 3655, 3670, 3690				MF 6100 Series			MF 8110, 8120, 8130, 8140, 8150, 8160	
1694127M4* (136)	Rubber Boot - Gear Lever					MF 4225, 4235, 4240, 4245, 4255, 4260, 4265, 4270	MF 4300 Series						
1674654M3*	Fork					MF 4200 Series	MF 4300 Series						
1694126M3*	Cover					MF 4225, 4235, 4240, 4245, 4255, 4260, 4265, 4270	MF 4325, 4335, 4345, 4355, 4360, 4365, 4370						
1860764M3*	Plate - Selector	MF 2625				MF 4200 Series	MF 4300 Series						
3388796M2	Bellows - Gear Lever		MF 3000 Series	MF 3100 Series	MF 3600 Series				MF 6100 Series			MF 8110, 8120, 8130, 8140, 8150, 8160	
3530683M92*	Cap												

*Part number is used in other MF series models.

Part Number	Description	MF 2000/5 Series	MF 3000 Series	MF 3100 Series	MF 3600 Series	MF 4200 Series	MF 4300 Series	MF 5400 (Tier 2) Series	MF 6100 Series	MF 6200 Series	MF 6400 (Tier 2) Series	MF 8100 Series	MF 8200 Series
3771408M1* (137)	Screw - Selector Fork Fixing	MF 2000/5 Series	MF 3000 Series	MF 3100 Series	MF 3600 Series	MF 4200 Series	MF 4300 Series	MF 5400 Series	MF 6100 Series	MF 6200 Series	MF 6445, 6455, 6460, 6465, 6470, 6475, 6480	MF 8110, 8120, 8130, 8140, 8150, 8160	MF 8210, 8220, 8240, 8250
3790170M1*	Oil Seal - Gear Linkage	MF 2000/5 Series	MF 3000 Series	MF 3100 Series	MF 3600 Series			MF 5400 Series	MF 6100 Series	MF 6200 Series	MF 6400 Series	MF 8110, 8120, 8130, 8140, 8150, 8160	MF 8210, 8220, 8240, 8250
General													
354416X1* (138)	Split Pin 4WD Drive Shaft Coupler	MF 2000/5 Series	MF 3000 Series	MF 3100 Series	MF 3600 Series			MF 5425, 5435, 5445, 5455, 5465	MF 6100 Series	MF 6200 Series	MF 6445, 6455, 6460, 6465, 6470, 6475, 6480		
3618249M3	Sensor with Power Shuttle/ DYNA-6		MF 3075, 3085, 3095	MF 3100 Series	MF 3635, 3645, 3655, 3670, 3690			MF 5400 Series	MF 6100 Series	MF 6200 Series	MF 6400 Series	MF 8110, 8120, 8130, 8140, 8150, 8160	MF 8210, 8220, 8240, 8250
3796040M1	Sensor		MF 3600 Series		MF 3600 Series			MF 5400 Series		MF 6200 Series	MF 6400 Series	MF 8100 Series	MF 8200 Series
Input Shafts													
834844M1*	Bearing	MF 2000/5 Series			MF 3600 Series							MF 8110, 8120, 8130, 8140, 8150, 8160	
1692502M2*	Main Input Shaft					MF 4200 Series	MF 4300 Series						
70926000*	Ring					MF 4200 Series	MF 4300 Series						
IPTO Clutch													
4200052M91 (139)	IPTO Clutch Assembly					MF 4200 Series	MF 4300 Series						



(133)



(134)



(135)




(136)



(137)



(138)



(139)

*Part number is used in other MF series models.




Part Number	Description	MF 2000/5 Series	MF 3000 Series	MF 3100 Series	MF 3600 Series	MF 4200 Series	MF 4300 Series	MF 5400 Series (Tier 2)	MF 6100 Series	MF 6200 Series	MF 6400 Series (Tier 2)	MF 8100 Series	MF 8200 Series
Layshafts													
X619045300009*	Bearing		MF 3070, 3075, 3080, 3085, 3090, 3095	MF 3100 Series	MF 3600 Series	MF 4225, 4235, 4240, 4245, 4255, 4260, 4265, 4270			MF 6150, 6160, 6170, 6180, 6190	MF 6200 Series	MF 6485, 6490, 6495, 6497, 6499	MF 8110, 8120, 8130, 8140, 8150, 8160	MF 8210, 8220, 8240, 8250
Mainshafts													
1617892MT* (140)	Sleeve					MF 4200 Series							
1617893MT*	Sleeve					MF 4200 Series	MF 4300 Series						
1617894MT*	Sleeve					MF 4200 Series	MF 4300 Series						
1662224M2*	Mainshaft					MF 4200 Series 12 Speed Gearbox	MF 4300 Series 12 Speed Gearbox						
1664556M2* (141)	Carrier					MF 4200 Series							
1682690M3* (142)	Gear - 3rd	MF 2625				MF 4225, 4235, 4240, 4245, 4255, 4265	MF 4315, 4320, 4325, 4335, 4345, 4355						
1682691M2*	Gear - 2nd/ 4th					MF 4225, 4235, 4240, 4245, 4255, 4265	MF 4315, 4320, 4325, 4335, 4345, 4355						



(140)



(141)




(142)



(143)



(144)



(145)



(146)

*Part number is used in other MF series models.

Part Number	Description	MF 2000/5 Series	MF 3000 Series	MF 3100 Series	MF 3600 Series	MF 4200 Series	MF 4300 Series	MF 5400 (Tier 2) Series	MF 6100 Series	MF 6200 Series	MF 6400 (Tier 2) Series	MF 8100 Series	MF 8200 Series
1686028M91*	Gear - 3rd					MF 4200 Series							
1686468M91*	Gear - Reverse					MF 4200 Series							
1687429M91*	Gear					MF 4200 Series	MF 4300 Series						
1686467M91*	Gear - 1st					MF 4200 Series							
1687642M1* (143)	Mainshaft					MF 4225, 4235, 4240, 4245, 4255, 4265	MF 4315, 4320, 4325, 4335, 4345, 4355						
1687643M1*	Mainshaft												
Oil Seals													
883935M4*	Input Shaft Oil Seal - Inner					MF 4200 Series 12 Speed Gearbox	MF 4300 Series 12 Speed Gearbox						
1860011M1*	Oil Seal	MF 2625				MF 4225, 4235, 4240, 4245, 4255, 4265 8 Speed Gearbox	MF 4315, 4320, 4325, 4335, 4345, 4355 8 Speed Gearbox						
1860667M5* (144)	Oil Seal	MF 2625				MF 4200 Series 8 (Shuttle) / 8/12 Speed Gearbox, Input Shaft Retainer	MF 4300 Series 8 (Shuttle) / 8/12 Speed Gearbox, Input Shaft Retainer						
3699802M2*	Oil Seal - Drop Box												
PTO Shaft Drive													
035678T1*	Cap - Rear PTO Shaft					MF 4200 Series	MF 4300 Series						
391162X1*	Bearing		MF 3065			MF 4200 Series	MF 4300 Series	MF 5425, 5435, 5445, 5455	MF 6130	MF 6245			
831220M1*	Bearing					MF 4200 Series	MF 4300 Series						
899331M1* (145)	Housing					MF 4200 Series	MF 4300 Series						
906469M1*	Gear - PTO Drive					MF 4225, 4235, 4240, 4245, 4255, 4265	MF 4315, 4320, 4325, 4335, 4345, 4355						
1677740M1* (146)	PTO Input Shaft					MF 4200 Series	MF 4315, 4320, 4325, 4335, 4345, 4355, 4360, 4370						
1671705M2*	PTO Input Shaft					MF 4225, 4235, 4240, 4245, 4255, 4265	MF 4315, 4320, 4325, 4335, 4345, 4355						

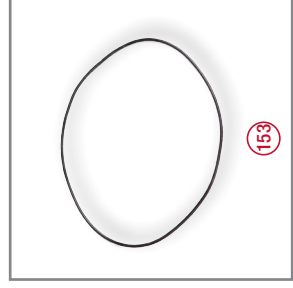
*Part number is used in other MF series models.



Part Number	Description	MF 2000/5 Series	MF 3000 Series	MF 3100 Series	MF 3600 Series	MF 4200 Series	MF 4300 Series	MF 5400 (Tier 2) Series	MF 6100 Series	MF 6200 Series	MF 6400 (Tier 2) Series	MF 8100 Series	MF 8200 Series
1671706M4*	Gear					MF 4200 Series	MF 4315, 4320, 4325, 4335, 4345, 4355, 4360, 4370						
1868633M1*	PTO Input Shaft	MF 2625											
3042960M2 (147)	Rear PTO Shaft	MF 2620, 2640, 2680, 2720											
3322250M3	Circlip - Rear PTO Shaft	MF 2000/5 Series			MF 3600 Series							MF 8110, 8120, 8130, 8140, 8150, 8160	MF 8210, 8220, 8240, 8250
3322555M12	Hub Assembly	MF 2000/5 Series			MF 3600 Series							MF 8110, 8120, 8130, 8140, 8150, 8160	
3382072M6 (148)	Rear PTO Shaft		MF 3000 Series	MF 3100 Series				MF 5400 Series	MF 6100 Series	MF 6200 Series	MF 6445, 6455, 6460, 6465, 6470, 6475, 6480		
3382073M9 (149)	Rear PTO Shaft		MF 3000 Series	MF 3100 Series				MF 5400 Series	MF 6100 Series	MF 6200 Series	MF 6445, 6455, 6460, 6465, 6470, 6475, 6480		
3382074M10 (150)	PTO Shaft - 540 / 1000 RPM - 6 Splines		MF 3000 Series	MF 3100 Series				MF 5400 Series	MF 6100 Series	MF 6200 Series	MF 6445, 6455, 6460, 6465, 6470, 6475, 6480		
Rear Drive Shafts													
1871924M1*	Coupler - Shear Tube	MF 2625											
Reverse Gears													
180445M1*	Shaft - Reverse Gear					MF 4200 Series	MF 4300 Series						
180458M1*	Washer					MF 4200 Series	MF 4300 Series						

*Part number is used in other MF series models.




Part Number	Description	MF 2000/5 Series	MF 3000 Series	MF 3100 Series	MF 3600 Series	MF 4200 Series	MF 4300 Series	MF 5400 (Tier 2) Series	MF 6100 Series	MF 6200 Series	MF 6400 (Tier 2) Series	MF 8100 Series	MF 8200 Series
183037M1*	Washer					MF 4200 Series	MF 4300 Series						
183038M1*	Spacer					MF 4225, 4235, 4240, 4245, 4255, 4265	MF 4315, 4320, 4325, 4335, 4345, 4355						
183040M1* (151)	Reverse Gear					MF 4225, 4235, 4240, 4245, 4255, 4265	MF 4315, 4320, 4325, 4335, 4345, 4355						
189449M1* (152)	Spacer					MF 4225, 4235, 4240, 4245, 4255, 4265	MF 4315, 4320, 4325, 4335, 4345, 4355						
1688127M1*	Reverse Gear					MF 4200 Series	MF 4300 Series						
1688128M1*	Friction Disc					MF 4200 Series	MF 4300 Series						
1688129M1*	Spring					MF 4200 Series	MF 4300 Series						
1688131M1*	Spacer					MF 4200 Series	MF 4300 Series						
1867274M1*	Reverse Gear					MF 4225, 4235, 4240, 4245, 4255, 4265	MF 4325, 4335, 4345, 4355						
Retainer Housing													
886089M1* (153)	O Ring - Retainer Housing		MF 3000 Series			MF 4200 Series	MF 4300 Series		MF 6110, 6120, 6130, 6140, 6150				
1693633M92*	Input Retainer Housing					MF 4200 Series 8/12 Speed Gearbox	MF 4300 Series 8/12 Speed Gearbox						
Sealing Rings													
3699909M1*	Sealing Ring					MF 4200 Series	MF 4300 Series						



*Part number is used in other MF series models.



Part Number	Description	MF 2000/5 Series	MF 3000 Series	MF 3100 Series	MF 3600 Series	MF 4200 Series	MF 4300 Series	MF 5400 (Tier 2) Series	MF 6100 Series	MF 6200 Series	MF 6400 (Tier 2) Series	MF 8100 Series	MF 8200 Series
Snap Rings													
195363M1* (154)	Snap Ring		MF 3000 Series	MF 3100 Series		MF 4200 Series	MF 4300 Series	MF 5400 Series	MF 6100 Series	MF 6200 Series	MF 6445, 6455, 6460, 6465, 6470, 6475, 6480		
195499M1* (155)	Snap Ring					MF 4225, 4235, 4240, 4245, 4255, 4265	MF 4315, 4320, 4325, 4335, 4345, 4355						
195500M1*	Snap Ring					MF 4200 Series	MF 4300 Series						
358913X1*	Snap Ring					MF 4200 Series	MF 4300 Series						
358969X1*	Snap Ring					MF 4200 Series	MF 4300 Series						
377631X1*	Snap Ring					MF 4200 Series	MF 4300 Series						
831581M2*	Snap Ring					MF 4200 Series	MF 4300 Series						
Synchro Assembly													
1617890M1* (156)	Bush					MF 4200 Series	MF 4300 Series						



*Part number is used in other MF series models.

Part Number	Description	MF 2000/5 Series	MF 3000 Series	MF 3100 Series	MF 3600 Series	MF 4200 Series	MF 4300 Series	MF 5400 (Tier 2) Series	MF 6100 Series	MF 6200 Series	MF 6400 (Tier 2) Series	MF 8100 Series	MF 8200 Series
1686458M1*	Ring					MF 4200 Series							
1686459M1*	Gear					MF 4200 Series							
1867246M1*	Bush					MF 4200 Series	MF 4300 Series						
1867250M1*	Bush					MF 4200 Series	MF 4300 Series						
3033849M1* (157)	Poppet	MF 2000/5 Series	MF 3050, 3060, 3065, 3070, 3080, 3090		MF 3600 Series 16 Speed Mark 3 Transmission							MF 8110, 8120, 8130, 8140, 8150, 8160	
3188958M1* (158)	Ball Pin	MF 2000/5 Series	MF 3050, 3060, 3065, 3070, 3080, 3090		MF 3600 Series 16 Speed Mark 3 Transmission							MF 8110, 8120, 8130, 8140, 8150, 8160	
3698240M1* (159)	Spring		MF 3050, 3060, 3065, 3070, 3080, 3090										
1686443M1* (160)	Coupler					MF 4215, 4220, 4225, 4235, 4240, 4245, 4255, 4260, 4270							
3714238M95	Synchro Assembly				MF 3635, 3645, 3655, 3670, 3690			MF 5400 Series	MF 6100 Series	MF 6200 Series		MF 8110, 8120, 8130, 8140, 8150, 8160	MF 8210, 8220, 8240, 8250
3712847M95	Synchro Assembly				MF 3635, 3645, 3655, 3670, 3690				MF 6110, 6120, 6130, 6140, 6150, 6160, 6170, 6180		MF 6485, 6490, 6495, 6497, 6499	MF 8110, 8120, 8130, 8140, 8150, 8160	MF 8210, 8220, 8240, 8250
3771346M91*	Synchro Unit					MF 4200 Series	MF 4300 Series						
3771348M91*	Synchro Unit					MF 4200 Series	MF 4300 Series						
3771350M91*	Synchro Unit					MF 4200 Series	MF 4300 Series						
3790375M92	Synchro Assembly							MF 5425, 5435, 5445, 5455, 5460, 5465	MF 6100 Series	MF 6200 Series	MF 6445, 6455, 6460, 6465, 6470, 6475, 6480		
3790376M92	Synchro Assembly							MF 5425, 5435, 5445, 5455, 5460, 5465	MF 6100 Series	MF 6200 Series	MF 6445, 6455, 6460, 6465, 6470, 6475, 6480		
3790377M92	Synchro Assembly							MF 5425, 5435, 5445, 5455, 5460, 5465	MF 6100 Series	MF 6200 Series	MF 6445, 6455, 6460, 6465, 6470, 6475, 6480		

*Part number is used in other MF series models.



Part Number	Description	MF 2000/5 Series	MF 3000 Series	MF 3100 Series	MF 3600 Series	MF 4200 Series	MF 4300 Series	MF 5400 (Tier 2) Series	MF 6100 Series	MF 6200 Series	MF 6400 (Tier 2) Series	MF 8100 Series	MF 8200 Series
3793699M91	Synchro Assembly										MF 6485, 6490, 6495, 6497, 6499		MF 8210, 8220, 8240, 8250
3793700M91	Synchro Assembly										MF 6485, 6490, 6495, 6497, 6499		MF 8210, 8220, 8240, 8250
Thrust Washers													
518414M1*	Thrust Washer	MF 2625	MF 3000 Series	MF 3100 Series				MF 5400 Series	MF 6100 Series	MF 6200 Series	MF 6445, 6455, 6460, 6465, 6470, 6475, 6480,		
881122M2* (161)	Thrust Washer					MF 4200 Series	MF 4300 Series						
964929M1* (162)	Thrust Washer					MF 4225, 4235, 4240, 4245, 4255, 4265	MF 4315, 4320, 4325, 4335, 4345, 4355						
964944M1* (163)	Thrust Washer					MF 4225, 4235, 4240, 4245, 4255, 4265	MF 4315, 4320, 4325, 4335, 4345, 4355						
1617885M2*	Thrust Washer					MF 4200 Series							
1671888M2*	Thrust Washer					MF 4200 Series	MF 4300 Series						
1671889M1* (164)	Thrust Washer					MF 4200 Series	MF 4300 Series						
1671890M2*	Thrust Washer					MF 4200 Series	MF 4300 Series						
1671891M2*	Thrust Washer					MF 4200 Series	MF 4300 Series						
1677742M2*	Thrust Washer					MF 4200 Series	MF 4300 Series						
1688130M1* (165)	Thrust Washer					MF 4200 Series	MF 4300 Series						
1688132M1*	Thrust Washer					MF 4200 Series	MF 4300 Series						

*Part number is used in other MF series models.

Part Number	Description	MF 2000/5 Series	MF 3000 Series	MF 3100 Series	MF 3600 Series	MF 4200 Series	MF 4300 Series	MF 5400 (Tier 2) Series	MF 6100 Series	MF 6200 Series	MF 6400 (Tier 2) Series	MF 8100 Series	MF 8200 Series
1866542M1* (166)	Thrust Washer					MF 4200 Series	MF 4300 Series				MF 6485, 6490, 6495, 6497, 6499	MF 8170, 8180	MF 8200 Series
1867259M1*	Thrust Washer					MF 4200 Series	MF 4300 Series						
1867426M1*	Thrust Washer					MF 4200 Series	MF 4300 Series				MF 6485, 6490, 6495, 6497, 6499	MF 8170, 8180	MF 8200 Series
2700274M2* (167)	Spacer					MF 4225, 4235, 4240, 4245, 4255, 4265	MF 4315, 4320, 4325, 4335, 4345, 4355						



(161)



(162)



(163)



(164)



(165)



(166)



(167)

*Part number is used in other MF series models.



Part Number	Description	MF 100 (IT) Series	MF 200 (IT) Series	MF 300 (IT) Series	MF 1000 (IT) Series	MF 3300 (IT) Series	MF 3400 (IT) Series
4WD Drive Shaft							
1425211M1	Shaft				MF 1114, 1134		
1425213M3 (168)	Coupler				MF 1114, 1134		
1427373M2	Shaft		MF 274 SK, 284 S, 294 S				
1824119M2 (169)	Coupler	MF 154, 154 C, 154 F, 154 S, 154 V, 164T F/S/V, 174, 174 F, 174 S, 174 V, 184, 184 F, 184 S, 194, 194 F, 194 S	MF 253, 254, 254 S, 263T, 264T, 264T S, 273, 274, 274 S/SK, 283, 284, 284 S, 293, 294, 294 S				
3302376M2	Shaft		MF 274 SK, 284 S, 294 S				
3302379M2	Shaft		MF 154, 154 F, 154 S	MF 254, 254 S			
3302380M2	Shaft	MF 174, 174 F, 174 S, 184 F, 184 S, 194 F, 194 S		MF 274, 274 S			
3531797M1 (170)	Coupler	MF 154 V, 164T V, 174 V		MF 334 V, 353, 353 LX S, 354 AQ/FQ/SQ/VQ, 354 F/S/V, 354 SP-PP-AP-GE, 356 CF, 363, 363 LX S, 364 AQ/FQ/SQ/VQ, 364 SP-PP-AP-GE, 364 CF, 373, 373 LX S, 374 AQ/FQ/SQ/VQ, 374 F/H/S/V, 374 SP-PP-AP-GE, 377, 383, 383 LX S, 384 AQ/FQ/SQ/VQ, 384 F/S/V, 384 SP-PP-AP-GE, 387, 393, 393 LX/ TLX/ S, 394 AQ/FO/SQ, 394 F/H/S, 394 SP-PP-AP-GE, 394T AQ, 397, 397T			
3532147M2 (171)	Shaft			MF 353, 353 LX S, 363, 363 LX/ S			
3532148M2	Shaft			MF 373, 373 LX S, 383, 383 LX/ S			
3532149M2 (172)	Shaft			MF 393, 393 LX/ TLX/ S			
3532150M2	Shaft			MF 377, 387, 397, 397T			

*Part number is used in other MF series models.



Part Number	Description	MF 100 (IT) Series	MF 200 (IT) Series	MF 300 (IT) Series	MF 1000 (IT) Series	MF 3300 (IT) Series	MF 3400 (IT) Series
3532699M2	Shaft			MF 334 V, 354 V, 364 V			
3532811M2	Shaft			MF 374 F/H/S, 384 F/S, 394 F/H/S			
3535772M91	Coupler				MF 1014		
3535773M91	Coupler				MF 1000 Series		
3535774M91	Coupler				MF 1014		
3535775M91	Coupler				MF 1114, 1134		
3535777M91	Coupler				MF 1014		
3547684M91 (173)	Bearing	MF 154, 154 F, 154 S, 154 V, 164T F/S/N, 174, 174 F, 174 S, 174 V, 184 F, 184 S, 194 F, 194 S	MF 253, 254, 254 S, 263T, 264T, 264T S, 273, 274, 274 S/SK, 283, 284, 284 S, 293, 294, 294S	MF 334 V, 353, 353 LX/S, 354 AQ/FQ/SQ/VQ, 354 F/S/N, 354 SP-PP-AP-GE, 363, 363 LX/S, 364 AQ/FQ/SQ/VQ, 364 F/S/V, 364 SP-PP-AP-GE, 373, 373 LX/S, 374 AQ/FQ/SQ/VQ, 374 F/H/S/N, 374 SP-PP-AP-GE, 377, 383, 383 LX/S, 384 AQ/FQ/SQ/VQ, 384 F/S/V, 384 SP-PP-AP-GE, 387, 393, 393 LX/TLX/S, 394 AQ/FQ/SQ, 394 F/H/S, 394 SP-PP-AP-GE, 394T AQ, 397, 397T			
Bearings							
3009853X1*	Bearing Assembly			MF 354 AQ/FQ/SQ/VQ, 354 SP-PP-AP-GE, 364 AQ/FQ/SQ/VQ, 364 SP-PP-AP-GE, 374 AQ/FQ/SQ/VQ, 374 SP-PP-AP-GE, 384 AQ/FQ/SQ/VQ, 384 SP-PP-AP-GE, 394 AQ/FQ/SQ, 394 SP-PP-AP-GE, 394T AQ	MF 1000 Series		

*Part number is used in other MF series models.



Part Number	Description	MF 100 (IT) Series	MF 200 (IT) Series	MF 300 (IT) Series	MF 1000 (IT) Series	MF 3300 (IT) Series	MF 3400 (IT) Series
Circlips							
1440873X1* (174)	Circlip				MF 1000 Series		
339470X1*	Circlip	MF 134C, 154, 154 C, 154 S, 174, 174 C, 174 S, 184, 184 S, 194, 194 C	MF 233, 234 C/S, 253, 254, 254 C/S, 263T, 264T, 264T S, 273, 274, 274C/S/SK, 283, 284 S, 293, 294C, 294S	MF 334 V, 353, 353 LX S, 354 AQ/FO/SQ/VQ, 354 F/S/W, 354 SP-PP-AP-GE, 363, 363 LX/S, 364 AQ/FO/SQ/VQ, 364 F/S/W, 364 SP-PP-AP-GE, 373, 373 LX/S, 374 AQ/FO/SQ/VQ, 374 FH/S/W, 374 SP-PP-AP-GE, 376 C/CF/S, 377, 383, 383 LX/S, 384 AQ/FO/SQ/VQ, 384 F/S/W, 384 SP-PP-AP-GE, 387, 393, 393 LX TLX/S, 394 AQ/FO/SQ, 394 F/H/S, 394 SP-PP-AP-GE, 394T AQ, 396C/CF/CT, 397, 397T			
Countershaft							
70923816*	O Ring				MF 1000 Series		
Gear Selectors							
3530663M92* (175)	Cap						
General							
354416X1* (176)	Split Pin 4WD Drive Shaft Coupler	MF 134C, 154C, 174C, 194C					

*Part number is used in other MF series models.

Part Number	Description	MF 100 (IT) Series	MF 200 (IT) Series	MF 300 (IT) Series	MF 1000 (IT) Series	MF 3300 (IT) Series	MF 3400 (IT) Series	
Layshafts								
X61904530009 ⁽¹⁷⁷⁾	Bearing	MF 154 V, 164T V, 174 V		MF 334 V, 354 AQ/FO/SO/VQ, 354 V, 354 SP-FP-AP-GE, 364 AQ/FO/SO/VQ, 364 V, 364 SP-FP-AP-GE, 374 AQ/FO/SO/VQ, 374 V, 374 SP-FP-AP-GE, 384 AQ/FO/SO/VQ, 384 V, 384 SP-FP-AP-GE, 394 AQ/FO/SQ, 394 SP-FP-AP-GE, 394T AQ				
PTO Shaft Drive								
974436M2 ⁽¹⁷⁸⁾	Lever	MF 134 V, 154, 154 F, 154 S, 154 V, 164T F/SV, 174, 174 F, 174 S, 174 V, 184, 184 F, 184 S, 194, 194 F, 194 S	MF 233, 234 S, 253, 254, 254 S, 263T, 264T, 264T S, 273, 274, 274 S/ SK, 283, 284, 284 S, 293, 294, 294S	MF 333, 334 V, 353, 353 LX/ S, 354 AQ/FO/SO/VQ, 354 F/SV, 354 SP-FP-AP-GE, 356 CF, 363, 363 LX/ S, 364 AQ/FO/SO/VQ, 364 F/SV, 364 SP-FP-AP-GE, 373, 373 LX/ S, 374 AQ/FO/SO/VQ, 374 F/H/SV, 374 SP-FP-AP-GE, 377, 383, 383 LX/ S, 384 AQ/FO/SO/VQ, 384 F/SV, 384 SP-FP-AP-GE, 387, 393, 393 LX/ TLX/ S, 394 AQ/FO/SQ, 394 F/H/S, 394 SP-FP-AP-GE, 394T AQ, 397, 397T				
1423662M3	Sleeve	MF 134 V, 154, 154 F, 154 S, 154 V, 164T F/SV, 174, 174 F, 174 S, 174 V, 184, 184 F, 184 S, 194, 194 F, 194 S	MF 233, 234 S, 253, 254, 254 S, 263T, 264T, 264T S, 273, 274, 274S/ SK, 283, 284, 284 S, 293, 294, 294S					
1427342M1	Rear PTO Shaft				MF 1000 Series			
1427345M1	Rear PTO Shaft				MF 1000 Series			
3019963X1 ⁽¹⁷⁹⁾	Seal - PTO	MF 100 (IT) Series	MF 200 (IT) Series	MF 300 (IT) Series				



174




175



176



177



178



179

*Part number is used in other MF series models.



Part Number	Description	MF 100 (IT) Series	MF 200 (IT) Series	MF 300 (IT) Series	MF 1000 (IT) Series	MF 3300 (IT) Series	MF 3400 (IT) Series
3307884M1 (180)	PTO Shaft	MF 134 V, 154, 154 F, 154 S, 154 V, 164T F/S/V, 174, 174 F, 174 S, 174 V, 184, 184 F, 184 S, 194, 194 F, 194 S	MF 233, 234 S, 253, 254, 254 S, 263T, 264T, 264T S, 273, 274, 274S, 283, 284, 284 S, 293, 294	MF 333, 334 V, 353, 353 S, 354 F/S/V, 354 SP-FP-AP-GE, 363, 363 S, 364 F/S/V, 364 SP-FP-AP-GE, 373, 373 S, 374 F/H/S/V, 374 SP-FP-AP-GE, 383, 383 S, 384 F/S/V, 384 SP-FP-AP-GE, 393, 393 S, 394 F/H/S, 394 SP-FP-AP-GE			
3309231M1 (181)	Oil Seal	MF 154, 154 F, 154 S, 154 V, 164T F/S/V, 174, 174 F, 174 S, 174 V, 184, 184 F, 184 S, 194, 194 F, 194 S	MF 253, 254, 254 S, 263T, 264T, 264T S, 273, 274, 274S/SK, 283, 284, 284 S, 293, 294, 294S				
3690972M3*	Rear PTO Shaft	MF 100 (IT) Series	MF 233, 234 C/CF/S, 244 CF, 253, 254, 254 C/CF/S, 263T, 264T, 264T CF, 264T S, 273, 274, 274C/CF/S/SK, 283, 284, 284 S, 293, 294, 294C, 294S	MF 333, 334 V, 353, 353 LX/S, 354 AQ/FO/SQ/VQ, 354 F/S/V, 354 SP-FP-AP-GE, 356 CF, 363, 363 LX/S, 364 AQ/FO/SQ/VQ, 364 F/S/V, 364 SP-FP-AP-GE, 364 CF, 366 CF, 367 CF, 373, 373 LX/S, 374 AQ/FO/SQ/VQ, 374 F/H/S/V, 374 SP-FP-AP-GE, 376 C/CF/XCF, 377, 383, 383 LX/S, 384 AQ/FO/SQ/VQ, 384 F/S/V, 384 SP-FP-AP-GE, 387, 393, 393 LX/TLY/S, 394 AQ/FO/SQ, 394 F/H/S, 394 SP-FP-AP-GE, 394C, 396C/CF/CT, 397			



*Part number is used in other MF series models.

Part Number	Description	MF 100 (IT) Series	MF 200 (IT) Series	MF 300 (IT) Series	MF 1000 (IT) Series	MF 3300 (IT) Series	MF 3400 (IT) Series	
Synchro Assembly								
973454M1 (182)	Seal	MF 134CV, 154, 154 C, 154 F, 154 S, 154 V, 164T F/S/V, 174, 174 C, 174 F, 174 S, 174 V, 184, 184 F, 184 S, 194, 194 C, 194 F, 194 S	MF 233, 234 C/CF/S, 253, 254, 254 C/CF/S, 263T, 264T, 264T CF, 264T S, 273, 274, 274C/CF/S/SK, 283, 284, 284 S, 293, 294, 294C, 294S	MF 333, 334 V, 353, 353 LX/S, 354 AO/FQ/SO/VQ, 354 F/S/V, 354 SP-PP-AP-GE, 363, 363 LX/S, 364 AO/FQ/SO/VQ, 364 F/S/V, 364 SP-PP-AP-GE, 373, 373 LX/S, 374 AO/FQ/SO/VQ, 374 FH/S/V, 374 SP-PP-AP-GE, 376 C/CF/XCF, 377, 383, 383 LX/S, 384 AO/FQ/SO/VQ, 384 F/S/V, 384 SP-PP-AP-GE, 387, 393, 393 LX TLX/S, 394 AO/FQ/SO, 394 F/H/S, 394 SP-PP-AP-GE, 394T AQ, 396C/CF/CT, 397, 397T				
981896M3 (183)	Guide				MF 1000 Series			
981899M1 (184)	Ring				MF 1000 Series			
1423528M3	Spring	MF 134V, 154, 154 F, 154 S, 154 V, 164T F/S/V, 174, 174 F, 174 S, 174 V, 184, 184 F, 184 S, 194, 194 F, 194 S	MF 233, 234 S, 253, 254, 254 S, 263T, 264T, 264T S, 273, 274, 274S/SK, 283, 284, 284 S, 293, 294, 294S					
1425989M3	Ring	MF 134V, 154, 154 F, 154 S, 154 V, 164T F/S/V, 174, 174 F, 174 S, 174 V, 184 F, 184 S, 194 F, 194 S	MF 233, 234 S, 253, 254, 254 S, 263T, 264T, 264T S, 273, 274, 274S/SK, 283, 284, 284 S, 293, 294, 294S					
Transfer Box								
392182X1	Oil Seal				MF 1000 Series			
1441077X1	Seal				MF 1000 Series			
3019952X1 (185)	Ring	MF 194 F		MF 334 V, 353, 353 LX/S, 354 AO/FQ/SO/VQ, 354 F/S/V, 354 SP-PP-AP-GE, 363, 363 LX/S, 364 AO/FQ/SO/VQ, 364 F/S/V, 364 SP-PP-AP-GE, 373, 373 LX/S, 374 AO/FQ/SO/VQ, 374 FH/S/V, 374 SP-PP-AP-GE, 376 C/CF/XCF, 377, 383, 383 LX/S, 384 AO/FQ/SO/VQ, 384 F/S/V, 384 SP-PP-AP-GE, 387, 393, 393 LX TLX/S, 394 AO/FQ/SO, 394 F/H/S, 394 SP-PP-AP-GE, 394T AQ, 397, 397T				
3306228M1 (186)	Oil Seal	MF 134CV, 154, 154 C, 154 S, 154 V, 164T F/S/V, 174, 174 C, 174 F, 174 S, 174 V, 184, 184 S, 194, 194 C, 194 F, 194 S	MF 233, 234 C/CF/S, 244 CF, 253, 254, 254 C/CF/S, 263T, 264T, 264T CF, 264T S, 273, 274, 274C/CF/S/SK, 283, 284, 284 S, 293, 294, 294C, 294S					

*Part number is used in other MF series models.

PARTS INDEX LIST

Part Number	Product Group	Part Number	Product Group	Part Number	Product Group	Part Number	Product Group	Part Number	Product Group
1005	Hydraulic - Lift	70923816	Transmission	0.010.4965.0/2	Linkage	0.98309.50.3/1	Hydraulics	0011403U91	Steering
1099	Hydraulic - Lift	70923854	Hydraulic - Lift	0.010.7079.2/2	Cab	0011404U91	Steering	001210U91	Filters
1415	Sheet Metal	70924003	Hydraulics	0.010.9753.3	Cab	0013570U91	Sheet Metal	0013605U91	Steering
1568	Cooling	70924121	Brakes	0.011.0261.3	Linkage	001584U91	Fuel Line	0015926U91	Cooling
2413	Cooling	70924773	Hydraulics	0.011.0599.0	Cab	001696U91	Sheet Metal	001807U92	Sheet Metal
4258	Hydraulic - Lift	70926000	Transmission	0.011.2990.0	Electrical	001808U91	Sheet Metal	005281U91	Front Axle
4297	Linkage	70928241	Hydraulics	0.011.5398.3	Cooling	035678T1	Transmission	1000251M1	Hydraulic - Lift
7126	Cooling	71370306	Rotating Electrics	0.011.7720.0/2	Electrical	100496M1	Engine	1005510M1	Filters
8572	Clutch	72512518	Electrical	0.012.1908.3	Cooling	1007240M1	Hydraulics	1024386M1	Filters
8778	Clutch	7182460001	Steering	0.012.2152.0	Cooling	1039587M1	Electrical	1052097M1	Filters
9523	Sheet Metal	7302464903	Steering	0.012.2757.3/3	Cooling	1077452M1	Rear Axle	1081473M92	Hydraulics
9524	Sheet Metal	920700180070	Rear Axle	0.012.2784.0	Cooling	11475X	Linkage	13811X	Hardware
9617	Cooling	920700180080	Rear Axle	0.012.3914.3	Fuel Line	1420511M91	Filters	1423444M1	Front Axle
51723	Front Axle	0.001.2921.0	Front Axle	0.012.5718.0/1	Cab	1423442M2	Clutch		
56286	Engine	0.007.3915.0/1	Cab	0.012.5719.0/1	Cab				
104628	Rear Axle	0.007.5246.0	Cab	0.012.5720.0/1	Cab				
106041	Hydraulic - Lift	0.008.1646.0	Electrical	0.012.5721.0/1	Cab				
1101409	Transmission	0.008.5272.0/1	Brakes	0.012.5734.0/1	Cab				
1109989	Front Axle	0.009.2194.4/2	Electrical	0.015.4482.2	Brakes				
5104102	Front Axle	0.010.0486.4	Steering	0.015.9285.3	Clutch				
005104366	Front Axle	0.010.0700.3	Front Axle	0.015.9286.3	Clutch				
70257029	Filters	0.010.0798.4/3	Steering	0.015.9287.3	Clutch				
70272712	Front Axle	0.010.0799.4/3	Steering	0.015.9288.3	Clutch				
70917423	Linkage	0.010.1036.0	Cooling	0.066.1754.0/1	Cooling				
70918787	Front Axle	0.010.1148.4/1	Clutch	0.760.3515.3	Linkage				
70923558	Hydraulics	0.010.2428.0	Filters	0.900.0949.6	Cooling				
70923558	Hydraulics	0.010.2460.0	Steering	0.9233.183.3	Cab				
70923571	Hydraulics	0.010.3169.0	Filters	0.96001.17.0	Linkage				
70923578	Hydraulics	0.010.3563.1	Cab	0.96044.14.3/1	Linkage				

PARTS INDEX LIST

Part Number	Product Group	Part Number	Product Group	Part Number	Product Group	Part Number	Product Group	Part Number	Product Group
1423483M1	Steering	1424502M3	Steering	1426025M92	Linkage	1427448M1	Front Axle	1427448M1	Front Axle
1423488M1	Brakes	1424533M2	Cooling	1426033M2	Linkage	1427449M3	Front Axle	1427449M3	Front Axle
1423528M3	Transmission	1424579M94	Front Axle	1426034M1	Linkage	1427541M1	Hydraulics	1427541M1	Hydraulics
1423646M91	Front Axle	1424584M2	Steering	1426039M92	Linkage	1427880M91	Clutch	1427880M91	Clutch
1423682M3	Transmission	1424916M3	Rear Axle	1426041M92	Linkage	1427881M91	Clutch	1427881M91	Clutch
1423689M92	Linkage	1424974M2	Steering	1426044M93	Linkage	1429021M1	Front Axle	1429021M1	Front Axle
1423691M92	Linkage	1425169M1	Steering	1426045M93	Linkage	1429586M1	Hydraulics	1429586M1	Hydraulics
1423696M2	Linkage	1425170M1	Steering	1426385M91	Linkage	1440231X1	Hardware	1440231X1	Hardware
1423748M1	Rear Axle	1425211M1	Transmission	1426390M94	Clutch	1440267X1	Hardware	1440267X1	Hardware
1423769M91	Instruments	1425213M3	Transmission	1426393M91	Clutch	1440349X1	Hardware	1440349X1	Hardware
1423896M91	Electrical	1425216M91	Filters	1426450M91	Filters	1440642X1	Front Axle	1440642X1	Front Axle
1423899M91	Filters	1425222M1	Clutch	1426451M91	Filters	1440873X1	Transmission	1440873X1	Transmission
1424000M91	Linkage	1425223M2	Clutch	1426603M1	Lighting	1441077X1	Transmission	1441077X1	Transmission
1424005M92	Linkage	1425330M2	Hydraulic - Lift	1426605M1	Lighting	1441268X1	Hardware	1441268X1	Hardware
1424011M91	Linkage	1425332M1	Cooling	1426607M1	Lighting	1441462X1	Hardware	1441462X1	Hardware
1424072M1	Steering	1425333M1	Cooling	1426609M1	Lighting	1441500X1	Hardware	1441500X1	Hardware
1424103M92	Electrical	1425418M1	Filters	1426683M1	Hydraulic - Lift	1442253X1	Front Axle	1442253X1	Front Axle
1424104M92	Electrical	1425482M92	Rear Axle	1426708M91	Hydraulics	1442621X1	Hydraulics	1442621X1	Hydraulics
1424105M92	Lighting	1425496M2	Hydraulics	1427130M92	Cab	1446130M1	Cooling	1446130M1	Cooling
1424106M92	Lighting	1425497M2	Hydraulics	1427157M91	Cab	1446165M91	Cooling	1446165M91	Cooling
1424107M92	Lighting	1425614M91	Fuel Line	1427274M1	Cooling	1446176M91	Engine	1446176M91	Engine
1424108M92	Electrical	1425872M91	Instruments	1427275M1	Cooling	1446222M91	Cooling	1446222M91	Cooling
1424118M91	Lighting	1425883M93	Lighting	1427342M1	Transmission	1446701Z1	Engine	1446701Z1	Engine
1424135M93	Clutch	1425884M93	Lighting	1427345M1	Transmission	1446702M1	Engine	1446702M1	Engine
1424346M1	Lighting	1425885M92	Lighting	1427373M2	Transmission	1446703Z1	Engine	1446703Z1	Engine
1424368M1	Steering	1425886M92	Lighting	1427385M1	Steering	1446892M1	Engine	1446892M1	Engine
1424401M1	Front Axle	1425964M91	Cab	1427397M93	Clutch	1446896M1	Engine	1446896M1	Engine
1424441M91	Linkage	1425989M3	Transmission	1427398M93	Clutch	1447024Z1	Engine	1447024Z1	Engine
1424463M1	Steering	1426004M2	Linkage	1427441M1	Hydraulic - Lift	1447031M2	Filters	1447031M2	Filters

PARTS INDEX LIST

Part Number	Product Group	Part Number	Product Group	Part Number	Product Group	Part Number	Product Group	Part Number	Product Group
1447048M2	Filters	1605320M1	Steering	1625298M2	Front Axle	1661755M2	Hydraulic - Lift	1661918M91	Hydraulic - Lift
1447079M1	Cooling	1605415M1	Steering	1628494M1	Electrical	1661918M91	Hydraulic - Lift	1661953M1	Transmission
1447082M2	Filters	1605699M1	Steering	1630967M1	Lighting	1661953M1	Transmission	1662224M2	Transmission
1447146Z1	Engine	1606591M91	Hydraulic - Lift	1630968M1	Lighting	1662224M2	Transmission	1662237M92	Rear Axle
1447218M91	Engine	1606882M3	Steering	1636924M4	Filters	1662242M2	Rear Axle	1662382M1	Rear Axle
1447227Z1	Engine	1609086M91	Steering	1642034M91	Clutch	1662382M1	Linkage	1662566M2	Linkage
1447228M91	Engine	1610183M1	Rear Axle	1645894M91	Filters	1662566M2	Filters	1664491M2	Hydraulic - Lift
1447252M1	Engine	1610188M1	Rear Axle	1645921M1	Cooling	1664491M2	Hydraulic - Lift	1664509M1	Hydraulics
1447269M91	Engine	1610205M3	Brakes	1645922M2	Cooling	1664509M1	Hydraulics	1664556M2	Transmission
1447384M1	Cooling	1610232M1	Rear Axle	1660050M91	Linkage	1664556M2	Transmission	1665499M92	Hydraulic - Lift
1447401M91	Engine	1611264M1	Front Axle	1660053M91	Linkage	1665499M92	Hydraulic - Lift	1665737M91	Hydraulic - Lift
1447474Z1	Engine	1612171M1	Cab	1660055M91	Linkage	1665737M91	Hydraulic - Lift	1665738M91	Hydraulic - Lift
1447481M91	Engine	1613420M91	Fuel Line	1660114M2	Front Axle	1665738M91	Hydraulic - Lift	1665853M91	Hydraulic - Lift
1447658M1	Engine	1613684M92	Fuel Line	1660116M1	Hydraulic - Lift	1665853M91	Hydraulic - Lift	1665962M91	Rear Axle
1447689M1	Engine	1613884M1	Transmission	1660262M93	Linkage	1665962M91	Rear Axle	1667175M1	Brakes
1447691M1	Engine	1613986M4	Clutch	1660263M93	Linkage	1667175M1	Brakes	1667409M91	Fuel Line
1447723M1	Engine	1617829M1	Steering	1660324M91	Hydraulic - Lift	1667409M91	Fuel Line	1668542M1	Hydraulic - Lift
1447752M1	Engine	1617846M1	Front Axle	1660372M91	Linkage	1668542M1	Hydraulic - Lift	1668721M1	Sheet Metal
1447778M91	Engine	1617869M2*	Fuel Line	1660373M92	Linkage	1668721M1	Sheet Metal	1668830M91	Electrical
1447784M91	Engine	1617885M2	Transmission	1660375M1	Linkage	1668830M91	Electrical	1669325M1	Transmission
1447828M91	Engine	1617886M1	Transmission	1660415M93	Fuel Line	1669325M1	Transmission	1669647M1	Exhaust
1447829M91	Engine	1617890M1	Transmission	1660416M92	Fuel Line	1669647M1	Exhaust	1669666M95	Sheet Metal
1476245X1	Engine	1617892M1	Transmission	1660438M92	Linkage	1669667M96	Sheet Metal	1669805M1	Cooling
1493867M91	Hydraulics	1617893M1	Transmission	1660457M2	Front Axle	1669805M1	Cooling	1669806M1	Cooling
1498008M1	Exhaust	1617894M1	Transmission	1660499M92	Cooling	1669806M1	Cooling	1669923M1	Engine
1504212M1	Hydraulic - Lift	1617901M1	Transmission	1661406M91	Linkage	1669923M1	Engine	1670103M91	Linkage
150662M11	Front Axle	1617923M3	Transmission	1661408M1	Linkage	1670103M91	Linkage		
1508881M1	Filters	1623A02501	Sheet Metal	1661409M1	Linkage				
1605172M91	Steering	1623A04701	Sheet Metal	1661411M1	Linkage				

PARTS INDEX LIST

Part Number	Product Group	Part Number	Product Group	Part Number	Product Group	Part Number	Product Group	Part Number	Product Group
1670361M1	Cab	1672995M91	Sheet Metal	1678070M1	Sheet Metal	1682690M3	Transmission	1684015M1	Steering
1670819M92	Cab	1673814M2	Transmission	1678390M2	Lighting	1682691M2	Transmission	1684022M1	Transmission
1670820M92	Cab	1673818M1	Sheet Metal	1678518M2	Fuel Line	1682767M91	Brakes	1684272M1	Lighting
1671082M1	Hydraulic - Lift	1673819M1	Sheet Metal	1678580M91	Lighting	1682818M1	Brakes	1684285M2	Front Axle
1671335M1	Steering	1674637M92	Instruments	1678868M92	Lighting	1682944M91	Sheet Metal	1684473M1	Hydraulics
1671459M2	Transmission	1674638M92	Instruments	1678869M92	Lighting	1682961M93	Sheet Metal	1684548M91	Hydraulics
1671558M1	Transmission	1674654M3	Transmission	1678990M91	Lighting	1683301M92	Hydraulics	1684582M92	Hydraulics
1671705M2	Transmission	1674668M3	Transmission	1678991M91	Lighting	1683341M2	Transmission	1684882M1	Cooling
1671706M4	Transmission	1675274M1	Transmission	1679222M2	Electrical	1683757M91	Rear Axle	1684905M1	Rear Axle
1671773M3	Transmission	1675753M92	Front Axle	1679349M93	Transmission	1683796M3	Exhaust	1684986M91	Steering
1671888M2	Transmission	1675754M92	Front Axle	1679488M1	Transmission	1684015M1	Steering	1685067M1	Transmission
1671889M1	Transmission	1676387M92	Brakes	1679693M91	Filters	1684022M1	Transmission	1686028M91	Transmission
1671890M2	Transmission	1676664M1	Steering	1679706M2	Linkage	1684272M1	Lighting	1686359M1	Rear Axle
1671891M2	Transmission	1676665M1	Steering	1680040M91	Hydraulic - Lift	1684285M2	Front Axle	1686443M1	Transmission
1672622M94	Rear Axle	1676666M1	Steering	1680189M1	Transmission	1684473M1	Hydraulics	1686458M1	Transmission
1672626M1	Rear Axle	1677535M2	Transmission	1680263M1	Hydraulics	1684548M91	Hydraulics	1686468M91	Transmission
1672626M1	Transmission	1677724M1	Transmission	1680361M91	Electrical	1684582M92	Hydraulics	1686590M91	Steering
1672766M93	Lighting	1677725M3	Transmission	1680506M1	Linkage	1684882M1	Cooling		
1672767M93	Lighting	1677737M1	Transmission	1680877M92	Exhaust	1684905M1	Rear Axle		
1672768M91	Lighting	1677739M1	Transmission	1681786M1	Hydraulic - Lift	1684986M91	Steering		
1672769M91	Lighting	1677740M1	Transmission	1681789M91	Hydraulic - Lift	1685067M1	Transmission		
1672786M2	Sheet Metal	1677742M2	Transmission	1682345M1	Linkage	1686028M91	Transmission		
1672787M2	Sheet Metal	1677827M3	Transmission	1682388M1	Transmission	1686359M1	Rear Axle		
1672835M2	Instruments	1677828M2	Transmission	1682623M1	Transmission	1686443M1	Transmission		
1672861M93	Cooling	1677829M1	Transmission	1682628M1	Transmission	1686458M1	Transmission		
1672953M94	Sheet Metal	1677830M1	Transmission	1682629M1	Transmission	1686459M1	Transmission		
1672960M93	Sheet Metal	1677973M2	Transmission	1682663M1	Transmission	1686467M91	Transmission		
1672961M93	Sheet Metal	1678023M1	Steering	1682684M2	Cooling	1686468M91	Transmission		
1672994M93	Exhaust	1678024M1	Steering	1682688M2	Transmission	1686590M91	Steering		

PARTS INDEX LIST

Part Number	Product Group	Part Number	Product Group	Part Number	Product Group	Part Number	Product Group
1686745M1	Linkage	1690884M91	Hydraulic - Lift	1694025M1	Linkage	1696602M3	Exhaust
1686766M91	Hydraulics	1690886M91	Hydraulic - Lift	1694047M1	Cab	1696603M3	Exhaust
1686796M1	Transmission	1692004M1	Cooling	1694126M3	Transmission	1696692M3	Exhaust
1686869M92	Linkage	1692144M1	Steering	1694127M4	Transmission	1696721M1	Front Axle
1686883M1	Cooling	1692157M1	Transmission	1694233M91	Front Axle	1696722M1	Front Axle
1687020T93	Steering	1692496M2	Transmission	1694234M91	Front Axle	1696818M94	Engine
1687042M91	Filters	1692497M1	Transmission	1694720M2	Cab	1696930M4	Brakes
1687049M92	Electrical	1692500M91	Transmission	1694917P92	Sheet Metal	1696670M91	Brakes
1687429M91	Transmission	1692501M91	Transmission	1694933P97	Sheet Metal	1696663M1	Filters
1687430M1	Transmission	1692502M2	Transmission	1694961M5	Exhaust	1696664M1	Filters
1687531M1	Engine	1692735M2	Rear Axle	1694963M5	Exhaust	1698715M91	Brakes
1687610M91	Engine	1692736M1	Rear Axle	1694985M92	Fuel Line	1699381M92	Instruments
1687641M1	Transmission	1692870M1	Cooling	1694993M5	Sheet Metal	1699453M2	Cab
1687642M1	Transmission	1692871M1	Cooling	1695045M91	Steering	1748133M94	Steering
1687643M1	Transmission	1693129M1	Filters	1695081M1	Front Axle	1748137M2	Steering
1687785M4	Transmission	1693294M1	Exhaust	1695445M91	Steering	1749581M91	Steering
1688127M1	Transmission	1693367M1	Electrical	1695562M1	Cooling	1751403M1	Rear Axle
1688128M1	Transmission	1693577M1	Transmission	1695721M2	Cooling	1753751M2	Clutch
1688129M1	Transmission	1693578M1	Transmission	1695732M1	Fuel Line	180004M1	Rear Axle
1688130M1	Transmission	1693580M91	Transmission	1695737M2	Fuel Line	180010M2	Front Axle
1688131M1	Transmission	1693582M91	Transmission	1695848M92	Lighting	180070M1	Exhaust
1688132M1	Transmission	1693745M1	Engine	1695939M1	Electrical	180224M92	Cooling
1688207M91	Clutch	1693746M1	Engine	1695940M1	Electrical	180345M3	Front Axle
1688216M91	Cooling	1693833M92	Transmission	1695966M1	Electrical	180346M92	Front Axle
1688532M1	Rear Axle	1693855M1	Exhaust	1696186M94	Sheet Metal	180349M92	Front Axle
1688605M1	Rear Axle	1693921M93	Hydraulic - Lift	1696533M93	Front Axle	180350M1	Steering
1688611M91	Front Axle	1693943M93	Lighting	1696534M93	Front Axle	180355M2	Front Axle
1688988M1	Engine	1693944M93	Lighting	1696550M1	Transmission	180365M2	Exhaust
1690402M1	Linkage	1693989M94	Linkage	1696555M2	Transmission	180403M2	Transmission

PARTS INDEX LIST

Part Number	Product Group	Part Number	Product Group	Part Number	Product Group	Part Number	Product Group
180408M2	Transmission	180901M91	Rear Axle	1810796M91	Brakes	1823112M92	Brakes
180409M1	Transmission	180905M2	Engine	1810832M91	Brakes	1823560M1	Front Axle
180414M1	Transmission	1809105M91	Hydraulic - Lift	1810833M91	Brakes	1823570M2	Front Axle
180415M2	Transmission	180916M1	Hydraulic - Lift	1810849M91	Brakes	1823571M1	Front Axle
180419M2	Transmission	180917M1	Hydraulic - Lift	1810860M93	Hydraulic - Lift	1823572M1	Front Axle
180432M1	Transmission	180924M2	Hydraulic - Lift	1810881M91	Brakes	1823575M1	Front Axle
180434M1	Transmission	180925M2	Hydraulic - Lift	1810909M91	Clutch	1823598M1	Front Axle
180437M1	Transmission	180927M2	Hydraulic - Lift	1810917M94	Brakes	1823603M91	Front Axle
180445M1	Transmission	180928M1	Hydraulic - Lift	1810936M91	Brakes	1824119M2	Transmission
180446M1	Transmission	180930M2	Hydraulic - Lift	1810992M91	Brakes	1824628M91	Cooling
180458M1	Transmission	1809348M2	Sheet Metal	1810993M91	Brakes	1824633M1	Cooling
180460M1	Rear Axle	180970M3	Hydraulic - Lift	1811086M91	Brakes	1824634M2	Cooling
180462M1	Transmission	180972M2	Hydraulic - Lift	1811092M91	Steering	1824683M2	Rear Axle
180474M1	Transmission	180979M2	Hydraulic - Lift	1811152M91	Sheet Metal	1824728M1	Crawler Tracks
180485M1	Linkage	1810027M91	Engine	181204M92	Transmission	1824729M1	Crawler Tracks
180576M1	Steering	1810028M91	Engine	181217M6	Rear Axle	1824741M2	Steering
180577M1	Steering	1810029M91	Brakes	181229M5	Rear Axle	1824743M92	Steering
180579M3	Transmission	181018M1	Hydraulic - Lift	181237M1	Transmission	1824751M1	Steering
180596M1	Rear Axle	1810320M91	Front Axle	181328M1	Front Axle	1824754M2	Steering
180630M1	Hardware	1810391M91	Front Axle	181345M2	Linkage	1824761M91	Brakes
1807116M1	Hydraulics	1810416M91	Front Axle	1816331M1	Crawler Tracks	1824877M1	Crawler Tracks
180718M1	Sheet Metal	1810437M91	Steering	1816941M1	Crawler Tracks	1825031M91	Fuel Line
1808294M2	Steering	1810539M92	Filters	181799M1	Transmission	1825066M92	Fuel Line
1808432M1	Steering	1810573M91	Brakes	1819841M1	Hydraulic - Lift	182519M91	Steering
180859M1	Linkage	1810596M91	Brakes	181999M1	Hydraulics	1825234M1	Hydraulics
180860M1	Linkage	1810678M91	Hydraulic - Lift	1821234M91	Steering	1825272M1	Hydraulic - Lift
1808749V94	Clutch	1810680M93	Hydraulic - Lift	1821722M1	Clutch	1825297M1	Linkage
180876M1	Rear Axle	1810714M91	Brakes	1822233M1	Hydraulics	1825299M1	Hydraulic - Lift
180898M1	Hydraulic - Lift	1810748M91	Brakes	1822606M92	Brakes	1825360M91	Electrical

PARTS INDEX LIST

Part Number	Product Group	Part Number	Product Group	Part Number	Product Group	Part Number	Product Group
1825362M92	Electrical	183221M1	Front Axle	1850088M91	Rear Axle	1860160M1	Clutch
1825391M91	Linkage	183254M1	Rear Axle	1850090M92	Rear Axle	1860167M91	Sheet Metal
1825397M92	Linkage	183462M1	Brakes	1850213M91	Brakes	1860171M1	Sheet Metal
1825402M92	Linkage	183615M93	Linkage	1850217M1	Brakes	1860183M1	Lighting
1825417M92	Linkage	183619M92	Linkage	1850224M91	Front Axle	1860184M1	Lighting
1825419M1	Linkage	183623M93	Linkage	1850450M2	Filters	1860264M1	Steering
1825439M1	Linkage	183630M1	Linkage	1850527M1	Steering	1860265M1	Steering
1825441M1	Linkage	183631M1	Linkage	1850909M91	Rear Axle	1860366M94	Steering
1825442M1	Linkage	184012M4	Transmission	1851392M91	Rear Axle	1860374M2	Cooling
1825444M94	Linkage	184079M91	Linkage	1851533M91	Rear Axle	1860390M91	Fuel Line
1825446M92	Linkage	184170M1	Transmission	1851626M1	Steering	1860408M2	Steering
1825448M1	Linkage	184257M1	Brakes	1851653M91*	Fuel Line	1860411M92	Steering
1825449M1	Linkage	184273M1	Rear Axle	1851752M91	Engine	1860412M2	Steering
1825453M93	Linkage	184334M1	Brakes	1851800M91	Front Axle	1860503M93	Rear Axle
1825506M92	Linkage	184358M1	Linkage	185220M1	Linkage	1860594M1	Linkage
182554M92	Linkage	184359M2	Hydraulic - Lift	1853019M91	Engine	1860678M1	Linkage
182580M1	Hydraulic - Lift	184461M92	Linkage	1853097M91	Instruments	1860764M3	Transmission
182582M1	Hydraulic - Lift	184462M92	Linkage	1853112M1	Steering	1860773M2	Transmission
182641M1	Linkage	184463M92	Linkage	1853144M1	Instruments	1860838M1	Rear Axle
182642M94	Linkage	184464M92	Linkage	1853148M1	Brakes	1860867M5	Transmission
182725M1	Steering	184700M1	Rear Axle	1853210M1	Steering	1860890M91	Transmission
182850M1	Front Axle	184750M2	Transmission	185400M2	Rear Axle	1860936M1	Linkage
183021M2	Front Axle	184770M2	Transmission	185425M1	Transmission	1860959M1	Brakes
183037M1	Transmission	1850003M92	Steering	185464M1	Transmission	1860960M2	Brakes
183038M1	Transmission	1850017M1	Steering	1860011M1	Transmission	1860963M92	Brakes
183039M1	Transmission	1850025M1	Steering	1860038M1	Hydraulic - Lift	1860964M2	Brakes
183040M1	Transmission	1850031M1	Steering	1860065M91	Instruments	1860965M2	Brakes
183054M92	Transmission	1850032M1	Steering	186014M91	Hydraulics	1861032M92	Clutch
183086M1	Front Axle	1850041M1	Steering	1860156M1	Sheet Metal	1861169M1	Clutch

PARTS INDEX LIST

Part Number	Product Group	Part Number	Product Group	Part Number	Product Group	Part Number	Product Group	Part Number	Product Group
1861651M91	Sheet Metal	1866552M1	Transmission	1869104M91	Hydraulic - Lift	1871924M1	Transmission	1873358M1	Engine
1861676M92	Brakes	1866557M2	Transmission	1869119M1	Hydraulic - Lift	1872227M97	Transmission	1873578M91	Engine
1861789M91	Fuel Line	1866556M93	Transmission	1869218M1	Linkage	1873358M1	Engine	1874445M93	Cooling
1862029M91	Steering	1867085M91	Transmission	1869219M1	Linkage	1874445M93	Cooling	1874520M91	Sheet Metal
1862422M1	Transmission	1867192M91	Steering	1869279M1	Transmission	1874520M91	Sheet Metal	1874535M3	Electrical
1862423M4	Transmission	1867246M1	Transmission	1869289M94	Linkage	1874535M3	Electrical	1874709M1	Electrical
1862486M96	Hydraulic - Lift	1867250M1	Transmission	1869514M1	Cooling	1874709M1	Electrical	1874957M91	Brakes
1862807M1	Exhaust	1867259M1	Transmission	1869529M2	Hydraulics	1874957M91	Brakes	1874771M3	Exhaust
1862896M91	Sheet Metal	1867274M1	Transmission	1869608M1	Hydraulics	1874771M3	Exhaust	1876153M1	Sheet Metal
1863053M94	Linkage	1867423M1	Transmission	1869634M1	Front Axle	1876153M1	Sheet Metal	18767198M91	Sheet Metal
1863054M1	Linkage	1867424M2	Transmission	1869668M1	Cooling	18767198M91	Sheet Metal	1876274M3	Exhaust
1863222M1	Linkage	1867425M1	Transmission	1869708M1	Transmission	1876274M3	Exhaust	1876289M93	Instruments
1863260M93	Linkage	1867426M1	Transmission	1869710M1	Transmission	1876289M93	Instruments	1876606M4	Cooling
1863261M93	Linkage	1867497M91	Transmission	1869712M91	Transmission	1876606M4	Cooling	1877159M92	Cab
1863389M1	Hydraulic - Lift	1867690M2	Clutch	1869715M1	Transmission	1877159M92	Cab	1877223M92	Cab
1863435M95	Linkage	1867820M1	Transmission	1869954M91	Linkage	1877223M92	Cab	1877474M1	Brakes
1863857M1	Rear Axle	1868115M1	Rear Axle	1870001M1	Transmission	1877474M1	Brakes	1877717M93	Instruments
1863885M1	Linkage	1868435M3	Hydraulic - Lift	1870002M2	Transmission	1877717M93	Instruments	1877721M92	Electrical
1863886M2	Linkage	1868456M1	Hydraulics	1870003M1	Transmission	1877721M92	Electrical	1877937M91	Sheet Metal
1864867M1	Steering	1868531M1	Transmission	1870004M92	Rear Axle	1877937M91	Sheet Metal	188148M1	Linkage
1864869M1	Rear Axle	1868532M1	Transmission	1870075M91	Linkage	188148M1	Linkage	1881644M1	Engine
1865159M1	Linkage	1868533M1	Transmission	1870547M1	Transmission	1881644M1	Engine	1881931M91	Rear Axle
1865460M1	Sheet Metal	1868557M93	Transmission	1870849M1	Hydraulic - Lift	1881931M91	Rear Axle	1882771M1	Engine
1866538M2	Transmission	1868691M1	Brakes	1870858M1	Rear Axle	1882771M1	Engine	1882916M91	Filters
1866539M1	Transmission	1868734M3	Hydraulics	1870859M1	Rear Axle	1882916M91	Filters		
1866542M1	Transmission	1868741M1	Hydraulics	1870860M1	Rear Axle				
1866543M1	Transmission	1868742M1	Hydraulic - Lift	1870934M1	Hydraulic - Lift				
1866544M2	Transmission	1868743M1	Hydraulic - Lift	1871610M91	Brakes				
1866545M2	Transmission	1868778M1	Transmission	1871782M3	Hydraulic - Lift				

PARTS INDEX LIST

Part Number	Product Group	Part Number	Product Group	Part Number	Product Group	Part Number	Product Group	Part Number	Product Group
1883031M1	Sheet Metal	1886637M91	Filters	192791M91*	Exhaust	196060M1	Front Axle	196060M1	Front Axle
1883133M91	Steering	1886638M91	Filters	193092M1	Linkage	196079M1	Steering	196079M1	Steering
1883238M91	Seating	1887575M91	Filters	193181M1	Linkage	196167M1	Front Axle	196167M1	Front Axle
1883258M92	Filters	1887719M1	Steering	194742M1	Exhaust	196174M1	Hydraulics	196174M1	Hydraulics
1883318M2	Filters	1889567M1	Steering	195175M1	Front Axle	196174M1	Hydraulics	196174M1	Hydraulics
1883373M2	Sheet Metal	1890318M1	Brakes	195222M1	Transmission	196199M1	Sheet Metal	196199M1	Sheet Metal
1883374M1	Sheet Metal	1890319M1	Brakes	195239M1	Linkage	2.1529.007.0/1	Front Axle	2.1529.007.0/1	Front Axle
188359M1	Linkage	1890727M91	Steering	195363M1	Transmission	2.1539.118.0	Brakes	2.1539.118.0	Brakes
1884098M1	Engine	189366M1	Hydraulics	195397M1	Linkage	2.1539.177.0	Brakes	2.1539.177.0	Brakes
1884123M1	Engine	189370M91	Hydraulics	195453M1	Transmission	2.1559.078.0	Front Axle	2.1559.078.0	Front Axle
1884124M1	Engine	189391M92	Transmission	195457M1	Linkage	2.1559.080.0	Front Axle	2.1559.080.0	Front Axle
1884286M97	Sheet Metal	189449M1	Transmission	195490M1	Front Axle	2.1559.419.0	Front Axle	2.1559.419.0	Front Axle
1884287M97	Sheet Metal	1895334M91	Brakes	195499M1	Transmission	2.1559.455.0	Front Axle	2.1559.455.0	Front Axle
1884291M91	Hydraulics	1895652M91	Brakes	195500M1	Transmission	2.1579.004.0	Front Axle	2.1579.004.0	Front Axle
1884342M92	Linkage	1896444M91	Engine	195501M1	Transmission	2.2999.475.0	Clutch	2.2999.475.0	Clutch
1884576M91	Seating	1896464M1	Electrical	195503M1	Transmission	2.3729.330.0/5	Electrical	2.3729.330.0/5	Electrical
1884736M91	Filters	1897099M1	Cab	195505M1	Transmission	2.3729.340.0/5	Electrical	2.3729.340.0/5	Electrical
1884763M91	Linkage	1897101M1	Cab	195507M1	Transmission	2.3729.697.0/2	Electrical	2.3729.697.0/2	Electrical
1884857M91	Engine	1897312M1	Electrical	195523M1	Transmission	2.4119.098.0	Engine	2.4119.098.0	Engine
1884943M94	Rear Axle	1897431M1	Steering	195561M1*	Hydraulic - Lift	2.4119.139.0	Engine	2.4119.139.0	Engine
1885023M95	Sheet Metal	1897724M1	Cab	195562M1*	Hydraulic - Lift	2.4119.142.0	Engine	2.4119.142.0	Engine
1885024M95	Sheet Metal	190560M1	Steering	195589M1	Linkage	2.4119.148.0	Engine	2.4119.148.0	Engine
1885049M91	Sheet Metal	190799M1	Hydraulics	195592M1	Steering	2.4119.149.0/1	Engine	2.4119.149.0/1	Engine
1885486M91	Steering	190915M91	Exhaust	195646M92	Linkage	2.4119.182.0	Engine	2.4119.182.0	Engine
1885489M92	Cooling	191142V1	Front Axle	195677M1	Rear Axle	2.4119.183.0	Engine	2.4119.183.0	Engine
1885721M94	Cooling	191221M1	Transmission	195678M2	Rear Axle	2.4119.185.0	Engine	2.4119.185.0	Engine
1886135M1	Filters	191250M1	Rear Axle	195874M1*	Hydraulic - Lift	2.4119.186.0	Engine	2.4119.186.0	Engine
1886315M91	Sheet Metal	191855M4	Filters	196049M1	Front Axle	2.4419.640.0	Filters	2.4419.640.0	Filters
1886316M1	Sheet Metal	192007M1	Transmission	196057V1	Steering	2.7099.320.0/1	Electrical	2.7099.320.0/1	Electrical

PARTS INDEX LIST

Part Number	Product Group	Part Number	Product Group	Part Number	Product Group	Part Number	Product Group	Part Number	Product Group
2.7099.750.0/1	Electrical	3008252X1	Transmission	3042426M1	Linkage	3186708M92	Steering	3186708M92	Steering
2.7099.983.0	Electrical	3009388X1	Transmission	3042427M1	Linkage	3187043M92	Steering	3187043M92	Steering
2.7659.096.0/1	Electrical	3009744X1	Front Axle	3042428M1	Linkage	3188958M1	Transmission	3188958M1	Transmission
2.7659.133.0	Electrical	3009853X1	Transmission	3042429M1	Linkage	3224999M2	Front Axle	3224999M2	Front Axle
2.7659.182.0	Electrical	3010471X1	Cooling	3042430M1	Linkage	32923PF	Hardware	32923PF	Hardware
2.7659.252.0	Electrical	3011024X1	Linkage	3042432M1	Linkage	3300000M99	Clutch	3300000M99	Clutch
2.8639.007.0/1	Electrical	3011321X91	Rear Axle	3042433M1	Linkage	3300019M91	Fuel Line	3300019M91	Fuel Line
208505M1	Transmission	3011410X1	Rear Axle	3042960M2	Transmission	3300157M91	Linkage	3300157M91	Linkage
213998M1	Exhaust	3011494X1	Hardware	3052724M1	Cab	3300186M1	Steering	3300186M1	Steering
2400251S91	Rear Axle	3011660X91	Rear Axle	3103254M1	Cab	3300191M1	Steering	3300191M1	Steering
2520060K95	Front Axle	3015376X1	Front Axle	3103255M1	Cab	3300299M93	Brakes	3300299M93	Brakes
2521194K92	Transmission	3016053X91	Rear Axle	3103895M1	Electrical	3300404M1	Crawler Tracks	3300404M1	Crawler Tracks
2528778K91	Front Axle	3019222X1	Linkage	3103958M1	Cab	3300530M91	Electrical	3300530M91	Electrical
2700273M1	Transmission	3019228X1	Linkage	3104649M1	Electrical	3300533M91	Electrical	3300533M91	Electrical
2700274M2	Transmission	3019927X1	Hardware	3104824M1	Cab	3300534M91	Electrical	3300534M91	Electrical
2714131M3	Front Axle	3019947X1	Front Axle	3104945M1	Steering	3300536M92	Electrical	3300536M92	Electrical
2714137M3	Front Axle	3019952X1	Transmission	3104946M1	Steering	3300537M91	Electrical	3300537M91	Electrical
273541M91	Electrical	3019957X1	Front Axle	3105050M1*	Lighting	3300568M91	Electrical	3300568M91	Electrical
2746322M1	Rear Axle	3019960X1	Front Axle	3105232M93	Clutch	3300660M1	Linkage	3300660M1	Linkage
2824932M91	Hydraulics	3019963X1	Transmission	3105233M92	Clutch	3300764M2	Linkage	3300764M2	Linkage
3000037X1	Hardware	3033290M91	Steering	3105367M92	Clutch	3300930M91	Hydraulics	3300930M91	Hydraulics
3000291X1	Hardware	3033849M1	Transmission	3105505M1	Lighting	3300939M2	Exhaust	3300939M2	Exhaust
3000417X1	Hardware	3033911M92	Flywheel	3106453M91	Hydraulics	3301097M1	Cooling	3301097M1	Cooling
3000570X91	Front Axle	3038044M91	Front Axle	31419M	Cooling	3301290M93	Clutch	3301290M93	Clutch
3000789X1*	Hydraulic - Lift	3039521M91	Instruments	3147178M1	Clutch	3301291M93	Clutch	3301291M93	Clutch
3002706X1	Electrical	3040882M92	Cooling	3147681M91	Linkage	3301296M1	Hydraulics	3301296M1	Hydraulics
3003372X1	Transmission	3041489M4	Fuel Line	3186321M92	Steering	3301297M2	Hydraulics	3301297M2	Hydraulics
3005888X1	Steering	3041515M94	Exhaust	3186463M95	Steering	3301298M91	Lighting	3301298M91	Lighting
3008214X1	Hardware	3042339M2	Cab	3186482M91	Brakes	3301382M93	Brakes	3301382M93	Brakes

PARTS INDEX LIST

Part Number	Product Group	Part Number	Product Group	Part Number	Product Group	Part Number	Product Group	Part Number	Product Group
3301495M4	Cab	3302129M91	Brakes	3305189M92	Electrical	3310484M91	Electrical	3310558M1	Steering
3301542M3	Hydraulics	3302134M91	Fuel Line	3305407M92	Instruments	3310490M91	Front Axle	3310569M1	Steering
3301628M91	Fuel Line	3302136M1	Crawler Tracks	3305408M93	Instruments	3310558M1	Steering	3310765M1*	Brakes
3301676M92	Linkage	3302143M91	Clutch	3305623M92	Brakes	3310569M1	Steering	3310770M1	Filters
3301681M91	Linkage	3302376M2	Transmission	3305964M92	Steering	3310765M1*	Brakes	3310831M91	Electrical
3301687M91	Linkage	3302379M2	Transmission	3306120M1	Cab	3310770M1	Filters	3310888M92	Instruments
3301692M1	Linkage	3302380M2	Transmission	3306228M1	Transmission	3310831M91	Electrical	3310930M91	Front Axle
3301711M2	Linkage	3302472M91	Instruments	3306432M2	Linkage	3310888M92	Instruments	3311325M91	Clutch
3301721M92	Linkage	3302501M92	Hydraulics	3306486M91	Exhaust	3310930M91	Front Axle	3311398M91	Clutch
3301732M91	Linkage	3302705M5	Cab	3306547M2	Cab	3311325M91	Clutch	3311406M91	Instruments
3301808M2	Cab	3302770M1	Linkage	3306954M1	Linkage	3311398M91	Clutch	3311496M91	Clutch
3301809M2	Cab	3302937M91	Electrical	3306955M1	Linkage	3311406M91	Instruments	3311522M91	Steering
3301811M2	Cab	3303021M91	Cab	3307028M1	Linkage	3311496M91	Clutch	3311538M92	Clutch
3301812M2	Cab	3303137M95	Clutch	3307091M92	Fuel Line	3311522M91	Steering	3311539M91	Clutch
3301844M2	Cab	3303500M91	Instruments	3307884M1	Transmission	3311538M92	Clutch	3311571M91	Lighting
3301845M4	Cab	3303732M92	Brakes	3308187M99	Cooling	3311539M91	Clutch	3311615M91	Brakes
3301853M92	Cab	3303979M91	Lighting	3308251M92	Instruments	3311571M91	Lighting	3311616M91	Brakes
3301854M91	Cab	3304061M1	Crawler Tracks	3308296M2	Brakes	3311615M91	Brakes	3311623M91	Brakes
3301855M91	Cab	3304062M1	Crawler Tracks	3308481M99	Cooling	3311616M91	Brakes	3314359M1	Steering
3301857M91	Cab	3304172M91	Linkage	3308525M91	Exhaust	3311623M91	Brakes	3314663M91	Steering
3301858M91	Cab	3304357M91	Linkage	3308792M91	Brakes	3314359M1	Steering	3321752M9	Rear Axle
3301875M3	Cab	3304524M1	Cab	3308908M91	Instruments	3314663M91	Steering	3322250M3	Transmission
3301878M2	Cab	3304534M1	Cab	3309231M1	Transmission	3321752M9	Rear Axle	3322356M1	Exhaust
3301880M4	Cab	3304539M1	Cab	3309397M91	Exhaust	3322250M3	Transmission	3322555M12	Transmission
3301908M2	Cab	3304616M91	Linkage	3310292M91	Lighting	3322356M1	Exhaust	33292PF	Hardware
3301920M92	Cab	3304655M4	Brakes	3310307M91	Lighting	33292PF	Hardware	3370427M91	Electrical
3301956M91	Linkage	3304907M91	Brakes	3310317M91	Hydraulics	3370427M91	Electrical	3380056M2	Transmission
3302114M91	Brakes	3304988M91	Brakes	3310352M91	Brakes	3380056M2	Transmission		
3302118M92	Linkage	3305009M2	Rear Axle	3310355M91	Filters				

PARTS INDEX LIST

Part Number	Product Group	Part Number	Product Group	Part Number	Product Group	Part Number	Product Group
3380431M1	Filters	3384620M1	Front Axle	3387319M1	Electrical	3405171M92	Lighting
3381364M91	Engine	3384671M1	Cab	3387450M91	Lighting	3405180M1	Electrical
3381406M1	Electrical	3384685M3	Brakes	3387748M1	Exhaust	3405186M1	Electrical
3381906M1	Instruments	3384863M93	Clutch	3387822M1	Front Axle	3405248M91	Rear Axle
3381907M1	Instruments	3385183M93	Cab	3387838M11	Front Axle	3405310M91	Linkage
3381924M3	Steering	3385240M5	Cab	3387863M91	Lighting	3405311M91	Linkage
3382072M6	Transmission	3385263M91	Cab	3388199M92	Sheet Metal	3405312M91	Linkage
3382073M9	Transmission	3385264M92	Cab	3388433M1*	Exhaust	3405313M91	Linkage
3382074M10	Transmission	3385316M91	Cab	3388434M1	Exhaust	3405314M91	Linkage
3382187M3	Brakes	3385316M91	Cab	3388796M2	Transmission	3405315M91	Linkage
3382270M1	Hydraulic - Lift	3385423M91	Sheet Metal	3388831M4	Clutch	3405316M91	Linkage
3382280M1	Steering	3385424M91	Sheet Metal	3388840M3	Filters	3405418M2	Filters
3382792M1	Transmission	3385756M91	Electrical	3388938M2	Cab	3406970M91	Sheet Metal
3382795M93	Cooling	3385756M92	Electrical	3388939M2	Cab	3406972M91	Sheet Metal
3382972M2	Rear Axle	3385760M92	Electrical	33889398M2	Cab	3406974M91	Sheet Metal
3383014M7	Exhaust	3385836M3	Rear Axle	33889399M2	Cab	3406976M91	Sheet Metal
3383079M7	Brakes	3385987M1	Brakes	3388956M2	Cab	3406978M92	Sheet Metal
3383258M1	Brakes	338600X1	Hardware	33889746M2	Filters	3406981M91	Sheet Metal
3383386M92	Filters	3386214M1	Engine	33889902M3	Cab	3406983M92	Sheet Metal
3383716M1	Rear Axle	3386405M1	Front Axle	33889961M2	Linkage	3406995M92	Sheet Metal
3383996M1	Front Axle	3386701M3	Filters	33889964M91	Lighting	3406992M91	Cab
3384093M1	Front Axle	3386895M2	Rear Axle	339075X1	Hardware	3410432M1	Transmission
3384105M1	Front Axle	3386897M92	Brakes	339470X1	Transmission	3426028M2	Front Axle
3384199M1	Hydraulic - Lift	3386985M1	Transmission	339481X1	Front Axle	3426152M1	Front Axle
3384387M1	Clutch	3387137M1	Front Axle	339581X1	Flywheel	3426276M1	Steering
3384406M1	Front Axle	3387153M1	Linkage	339583X1	Flywheel	3426313M1	Steering
338455X1	Hardware	3387171M1	Transmission	339608X1	Hardware	3426332M1	Front Axle
3384601M5	Rear Axle	3387281M1	Rear Axle	3402911M91	Steering	3426336M1	Steering
3384602M5	Rear Axle	3387318M1	Electrical	3404477M91	Steering	3426523M2	Front Axle

PARTS INDEX LIST

Part Number	Product Group	Part Number	Product Group	Part Number	Product Group	Part Number	Product Group	Part Number	Product Group
3426533M1	Steering	3429972M1	Front Axle	3477716M1	Cab	3530864M92	Fuel Line	3531378M1	Rear Axle
3426619M1	Front Axle	3429981M91	Steering	3477720M1	Cab	3531529M91	Lighting	3531797M1	Transmission
3426660M1	Steering	3429990M91	Front Axle	3477721M1	Cab	3532018M91	Electrical	3532084M93	Linkage
3426735M93	Steering	3429991M91	Front Axle	3477778M1	Cab	3532132M91	Linkage	3532147M2	Transmission
3426773M3	Steering	3429996M1	Front Axle	3478262M91	Steering	3532148M2	Transmission	3532149M2	Transmission
3426816M91	Steering	3443036M91	Steering	3478319M2	Cab	3532150M2	Transmission	3532699M2	Transmission
3426897M92	Steering	3443432M1	Steering	3478320M1	Cab	3532753M93	Fuel Line	3532811M2	Transmission
3427168M2	Steering	3443433M93	Steering	3478355M1	Cab	3533205M92	Linkage	3533293M91	Linkage
3427302M1	Front Axle	3443433M93	Steering	3478359M91	Clutch	3533800M91	Linkage	3533899M91	Linkage
3427406M1	Front Axle	3473264M1	Steering	3478406M91	Instruments	3533910M91	Hydraulics	3533911M91	Hydraulics
3427426M91	Steering	3473276M1	Steering	3483098M92	Steering	353426X1	Hardware	353427X1	Hardware
3427723M91	Brakes	3473296M91	Rotating Electrics	3483329M92	Steering	353428X1	Hardware	353430X1	Clutch
3427725M91	Brakes	3473566M91	Brakes	3483343M92	Steering	353430X1	Hardware	353430X1	Hardware
3428155M91	Front Axle	3473567M91	Brakes	3483881M91	Steering	353441X1	Hardware	3534941M91	Hydraulics
3428314M1	Front Axle	3473916M91	Filters	3484317M92	Steering	3534941M91	Hydraulics	3535290M91	Cab
3428457M1	Steering	3475308M1	Cooling	3484327M92	Steering	3535290M91	Cab	353558X1	Hardware
3428521M2	Front Axle	3475994M1	Cab	3484451M1	Steering	3535883M92	Transmission		
3428657M3	Front Axle	3475995M1	Cab	3484624M92	Steering				
3428866M1	Steering	3476127M1	Cab	3484807M91	Steering				
3428867M1	Steering	3476132M91	Cab	3485505M91	Steering				
3428888M1	Steering	3476133M91	Cab	3485512M91	Steering				
3428942M1	Front Axle	3476137M1	Cab	3485513M91	Steering				
3428955M1	Steering	3476151M1	Cab	350355X1	Front Axle				
3429173M3	Steering	3476159M1	Cab	3530018M92	Steering				
3429317M1	Front Axle	3477380M93	Brakes	3530222M91	Filters				
3429319M1	Front Axle	3477381M93	Brakes	3530223M93	Filters				
3429404M1	Front Axle	3477526M91	Steering	3530293M92	Instruments				
3429759M93	Steering	3477708M91	Cab	3530335M91	Exhaust				
3429790M2	Front Axle	3477715M1	Cab	3530683M92	Transmission				

PARTS INDEX LIST

Part Number	Product Group	Part Number	Product Group	Part Number	Product Group	Part Number	Product Group	Part Number	Product Group
3535759M1	Steering	3540018M91	Instruments	3547012M93	Clutch	35820043M4	Linkage	3582043M4	Linkage
3535760M91	Steering	3540046M1	Filters	3547503M95	Cooling	3582160M2	Cab	3582160M2	Cab
3535772M91	Transmission	3540047M1	Filters	3547589M91	Exhaust	3582161M2	Cab	3582161M2	Cab
3535773M91	Transmission	3540051M1	Filters	3547684M91	Transmission	3582162M2	Cab	3582162M2	Cab
3535774M91	Transmission	3540052M1	Filters	3548385M1	Crawler Tracks	3582178M1	Cooling	3582178M1	Cooling
3535775M91	Transmission	3540481M91	Clutch	3548717M91	Crawler Tracks	3582541M2	Linkage	3582541M2	Linkage
3535777M91	Transmission	354057X1	Hardware	3549613M91	Hydraulics	3582662M1	Linkage	3582662M1	Linkage
3536214M1	Crawler Tracks	354066X1	Hardware	3549614M91	Hydraulics	3582876M1	Fuel Line	3582876M1	Fuel Line
3536740M91	Hydraulics	354068X1	Hardware	3550896M1	Brakes	3582953M91	Engine	3582953M91	Engine
353772X1	Hardware	354072X1	Hardware	3551414M94	Cooling	3583285M1	Electrical	3583285M1	Electrical
353775X1	Hardware	3540970M91	Steering	3551729M91	Hydraulics	3583331M1	Electrical	3583331M1	Electrical
3537810M91	Brakes	3540971M91	Steering	3551956M91	Filters	3583530M2	Rear Axle	3583530M2	Rear Axle
3537833M1	Linkage	3541015M92	Clutch	355547X1	Hardware	3583543M2	Engine	3583543M2	Engine
3538208M91	Linkage	3542024M91	Crawler Tracks	355565X1	Hardware	3583742M2*	Exhaust	3583742M2*	Exhaust
3538489M91	Crawler Tracks	3542026M91	Crawler Tracks	355988X1	Transmission	3583934M2	Linkage	3583934M2	Linkage
3538592M93	Clutch	3542027M91	Crawler Tracks	357483X1	Hardware	3587730M2	Transmission	3587730M2	Transmission
3538837M1	Brakes	3542028M91	Crawler Tracks	3580141M11	Clutch	358913X1	Transmission	358913X1	Transmission
3538838M1	Brakes	3542029M91	Crawler Tracks	3580976M1	Linkage	358969X1	Transmission	358969X1	Transmission
3538878M1	Linkage	3542188M91	Crawler Tracks	3581032M3	Filters	359002X1*	Hydraulic - Lift	359002X1*	Hydraulic - Lift
3538901M91	Crawler Tracks	3542191M91	Crawler Tracks	3581307M3	Hydraulics	359136X1	Hydraulic - Lift	359136X1	Hydraulic - Lift
3538902M91	Crawler Tracks	3542364M91	Crawler Tracks	3581474M91	Electrical	359236X1	Front Axle	359236X1	Front Axle
3538976M92	Crawler Tracks	3543134M91	Hydraulics	3581576M3	Rotating Electrics	3595181M92	Steering	3595181M92	Steering
3538983M91	Cooling	354416X1	Transmission	3581611M1	Engine	3595181M92	Steering	3595181M92	Steering
3539029M91	Crawler Tracks	3545760M93	Exhaust	3581721M1	Front Axle	3595186M2	Electrical	3595186M2	Electrical
3539034M91	Crawler Tracks	3546060M1	Crawler Tracks	3581786M2	Front Axle	3595187M1	Electrical	3595187M1	Electrical
3539446M2	Crawler Tracks	3546156M91	Steering	3581786M2	Rear Axle	3595190M91	Hydraulics	3595190M91	Hydraulics
3539458M2	Crawler Tracks	3546158M91	Hydraulics	3581857M2	Front Axle	3595442M92	Lighting	3595442M92	Lighting
3539858M91	Hydraulics	3546160M91	Hydraulics	3581945M93	Cooling	3595486M92	Filters	3595486M92	Filters
3539859M91	Hydraulics	3546225M1	Crawler Tracks	3581996M93	Linkage	3595487M91	Filters	3595487M91	Filters

PARTS INDEX LIST

Part Number	Product Group	Part Number	Product Group	Part Number	Product Group	Part Number	Product Group
3595804M92	Hydraulic - Lift	3599676M1	Transmission	3611482M2	Rear Axle	36116512M91	Engine
3595956M1	Steering	3599679M92	Steering	3611558M1	Hydraulic - Lift	3616538M92	Brakes
3596204M1	Cooling	3599705M91	Front Axle	3611608M93	Sheet Metal	3616795M2	Linkage
3596773M92	Brakes	3599709M92	Cooling	3611609M93	Sheet Metal	3617180M91	Engine
3596774M92	Brakes	3599804M2	Transmission	3611612P91	Sheet Metal	3617346M1	Clutch
3596776M91	Brakes - Lift	3599859M1*	Hydraulic - Lift	3611613P91	Sheet Metal	3617494M91	Lighting
3596778M91	Brakes - Lift	3599900M1	Hydraulic - Lift	3611706M91	Steering	3617620M4	Brakes
3596780M1	Brakes	3600101M91	Lighting	3611708M91	Steering	3617649M91	Brakes
3596851M2	Electrical	3600102M91	Lighting	3611781M91	Lighting	3617651M91	Brakes
3597026M92	Linkage	3600200M91	Exhaust	3613193M1*	Hydraulic - Lift	3617652M91	Brakes
3597336M2	Sheet Metal	3600242M91	Clutch	3613533M1	Brakes	3617653M91	Brakes
3597337M2	Sheet Metal	3600243M91	Clutch	3613838M91	Steering	3617693M1	Electrical
3597420M91	Hydraulics	3600258M1	Hydraulics	3613940M2	Electrical	3617865M1	Electrical
3597426M3	Rotating Electrics	3600466M91	Linkage	3614293M91	Transmission	3617901M2	Brakes
3598406M2	Exhaust	3600470M1	Linkage	3614362M93	Hydraulics	3617902M3	Brakes
3598408M2	Exhaust	3600973M91	Cooling	3614689M91	Sheet Metal	3618089M2	Brakes
3599000M2	Transmission	3609079V1	Brakes	3614780M91	Brakes	3618249M3	Transmission
3599003M93	Transmission	3610268M92	Clutch	3615052M4	Linkage	3618424M2	Brakes
3599059M91	Front Axle	3610269M92	Clutch	3615054M3	Linkage	3618522M2	Linkage
3599061M1	Front Axle	3610271M92	Clutch	3615084M1	Exhaust	3618544M4	Brakes
3599263M1	Front Axle	3610274M92	Clutch	3615085M1	Exhaust	3618545M4	Brakes
3599460M92	Clutch	3610356M2	Hydraulic - Lift	3615086M1	Exhaust	3618559M3	Brakes
3599462M92	Clutch	3610357M2	Hydraulic - Lift	3615259M2	Rear Axle	3618560M3	Brakes
3599463M92	Clutch	3610936M2	Transmission	3615647M3	Linkage	3618628M92	Cooling
3599491M92	Clutch - Lift	3611085M91*	Hydraulic - Lift	3615652M1	Electrical	3618641M1	Cooling
3599496M93	Clutch	3611298M92	Clutch	3616003M91	Front Axle	3618662M2	Filters
3599573M3	Cooling	3611307M91	Linkage	3616224M2	Linkage	3618835M1	Clutch
3599609M1	Steering	3611331P2	Sheet Metal	3616259M1	Brakes	3618839M1	Filters
3599675M1	Transmission	3611332P2	Sheet Metal	3616478M91	Linkage	3618886M1	Clutch

PARTS INDEX LIST

Part Number	Product Group	Part Number	Product Group	Part Number	Product Group	Part Number	Product Group	Part Number	Product Group
3618951M1	Lighting	3620408M91	Clutch	3637439M91	Engine	3638595M91	Engine	3638595M91	Engine
3619005M00	Clutch	3620409M91	Clutch	3637470Z91	Engine	3638621M91*	Fuel Line	3638621M91*	Fuel Line
3619018M91	Lighting	3620410M92	Clutch	3637471M91	Engine	3638623M91	Engine	3638623M91	Engine
3619084M91	Engine	3620411M91	Clutch	3637489M91	Engine	3638624M91	Engine	3638624M91	Engine
3619106M91	Linkage	3620602M91	Brakes	3637492Z1	Engine	3638625M91	Engine	3638625M91	Engine
3619107M91	Linkage	3624121M91	Steering	3637516Z91	Engine	3638640M1	Engine	3638640M1	Engine
3619135M1	Rear Axle	3624165M91	Steering	3637528M1	Engine	3638688M1	Engine	3638688M1	Engine
3619137M2	Rear Axle	3637022M91	Engine	3637529M1	Engine	3638721Z91	Engine	3638721Z91	Engine
3619139M1	Rear Axle	3637033M91	Engine	3637574M91	Cooling	3638845Z1	Engine	3638845Z1	Engine
3619155M1	Clutch	3637034M91	Engine	3637593M1	Engine	3639011M1	Engine	3639011M1	Engine
3619156M1	Clutch	3637041M1	Engine	3637597M1	Engine	3639424M1	Filters	3639424M1	Filters
3619172M1	Cab	3637042M1	Engine	3637658Z91	Engine	3639438Z1	Engine	3639438Z1	Engine
3619177M1	Cab	3637257M91	Cooling	3637740M1	Engine	3639487Z1	Engine	3639487Z1	Engine
3619342M1	Rear Axle	3637301M1	Cooling	3638235Z91	Engine	3639490Z1	Engine	3639490Z1	Engine
3619343M1	Rear Axle	3637306M91	Engine	3638250M91	Cooling	3639491Z1	Engine	3639491Z1	Engine
3619344M1	Rear Axle	3637319M1	Engine	3638251M91	Cooling	3639492Z1	Engine	3639492Z1	Engine
3619345M1	Rear Axle	3637320M1	Engine	3638305Z1	Engine	3639493M1	Engine	3639493M1	Engine
3619346M1	Rear Axle	3637328M1	Cooling	3638382M1	Engine	3639495Z1	Engine	3639495Z1	Engine
3619363M1	Linkage	3637329M1	Engine	3638431M1	Engine	3639496Z1	Engine	3639496Z1	Engine
3619445M2	Electrical	3637330M1	Engine	3638495Z91	Engine	3639541M1	Engine	3639541M1	Engine
3619488M00	Retailing Electrics	3637331Z1	Engine	3638510M2	Filters	3640510Z91	Engine	3640510Z91	Engine
3619594M1	Filters	3637332Z1	Engine	3638562M1	Engine	3640511Z91	Engine	3640511Z91	Engine
3620123M91	Cab	3637333M1	Engine	3638563M1	Filters	3640512Z91	Engine	3640512Z91	Engine
3620127M91	Cab	3637334M1	Engine	3638581Z91	Engine	3640593M91	Engine	3640593M91	Engine
3620129M91	Cab	3637359M91	Engine	3638582Z91	Engine	3640597M1	Engine	3640597M1	Engine
3620129M91	Cab	3637360Z91	Engine	3638583Z91	Engine	3640673M1	Engine	3640673M1	Engine
3620400M92	Clutch	3637392M91	Engine	3638584Z91	Engine	3640674M1	Engine	3640674M1	Engine
3620401M91	Clutch	3637397M91	Engine	3638585Z91	Engine	3640877M91	Engine	3640877M91	Engine
3620402M91	Clutch	3637427M91	Cooling	3638586M91	Engine	3640921M91	Cooling	3640921M91	Cooling

PARTS INDEX LIST

Part Number	Product Group	Part Number	Product Group	Part Number	Product Group	Part Number	Product Group	Part Number	Product Group
3641094M91*	Fuel Line	3667800M1	Linkage	3699801M1	Rear Axle	3712713M1	Front Axle		
3641095M91*	Fuel Line	3670220M91	Linkage	3699802M2	Transmission	3712834M1	Clutch		
3641156M91*	Fuel Line	3670719M91	Linkage	3699909M1	Rear Axle	3712841M1	Clutch		
3641171M91	Engine	3670785M91	Steering	3699909M1	Transmission	3712847M95	Transmission		
3641182Z1	Engine	3684541M91	Steering	3700008P91	Sheet Metal	3713130M91	Lighting		
3641256M1	Engine	3690972M3	Transmission	3700009P91	Sheet Metal	3713195M1	Cab		
3641262M91*	Fuel Line	3697027M91	Front Axle	3700450M1	Clutch	3713266M1	Clutch		
3641273M1	Engine	3697028M91	Front Axle	3700469M2	Front Axle	3713267M00	Clutch		
3641316M91	Engine	3697503M91	Sheet Metal	3700527M1	Clutch	3713551M1	Clutch		
3641333M91	Cooling	3697716M1	Sheet Metal	3700927M91	Rear Axle	3713669M4	Electrical		
3641363V91	Cooling	3697717M1	Sheet Metal	3701002M91	Clutch	3713798M91	Lighting		
3641399M1	Engine	3698116M92	Instruments	3701003M92	Clutch	3713799M91	Lighting		
3641806M91	Engine	3698118M92	Instruments	3701008M91	Clutch	3713903M91	Clutch		
3641821M1	Engine	3698240M1	Transmission	3701009M91	Clutch	3713930M1	Front Axle		
3641823M91	Cooling	3698778M94	Instruments	3701011M91	Clutch	3713939M1	Front Axle		
3641832M91	Cooling	3698940M91	Sheet Metal	3701713M91	Engine	3714184M92	Lighting		
3641846M91	Engine	3698941M91	Sheet Metal	3701922M91	Sheet Metal	3714194M1	Cab		
3641858M91	Engine	3698944M92	Sheet Metal	3701923M91	Sheet Metal	3714238M95	Transmission		
3641880M91	Cooling	3698977P92	Sheet Metal	3701928M91	Sheet Metal	3714399M93	Lighting		
3641887M91	Cooling	3698994M92	Sheet Metal	3701931M91	Sheet Metal	3714453M2	Filters		
3641889M1	Engine	3699001M91	Sheet Metal	3701954M91	Linkage	3715438M1	Cab		
3641891M1	Engine	3699002P91	Sheet Metal	3712074M1	Front Axle	3715610M2	Cab		
3648592M91	Steering	3699079P95	Sheet Metal	3712077M1	Front Axle	3715661M2	Hydraulic - Lift		
3650746M91	Rotating Electrics	3699080P94	Sheet Metal	3712078M1	Front Axle	3715660M94	Linkage		
365470X1	Hydraulics	3699303M92	Clutch	3712152M1	Front Axle	3715826M91	Linkage		
3658663M4	Cooling	3699304M92	Clutch	3712404M1	Filters	3715973M1	Engine		
3660549M92	Cooling	3699692M92	Electrical	3712611M2	Front Axle	3716252M1	Brakes		
3666234M91	Cooling	3699709M91*	Hydraulic - Lift	3712650M1	Linkage	3716253M1	Brakes		
3667798M91	Linkage	3699800M2	Rear Axle	3712861M1	Electrical	3716335M1	Brakes		

PARTS INDEX LIST

Part Number	Product Group	Part Number	Product Group	Part Number	Product Group	Part Number	Product Group	Part Number	Product Group
3716758M4	Brakes	3762867M91	Electrical	3774838M1	Steering	3782575M3	Brakes	3785203M4	Front Axle
3759023M91	Engine	3763331M1	Sheet Metal	3774840M91	Steering	3784613M2	Front Axle	3785204M4	Front Axle
3759024M91	Engine	3763362M94	Rotating Electrics	3774841M91	Steering	3785203M4	Front Axle	3785424M1	Front Axle
3759025M91	Engine	3763363M92	Rotating Electrics	377494X1*	Hydraulic - Lift	3785204M4	Front Axle	3785428M1	Front Axle
3759182M91	Brakes	3763601M1	Electrical	377502X1*	Hydraulic - Lift	3785424M1	Front Axle	3785465M1	Front Axle
3759494M91	Steering	3764027M2	Steering	377631X1	Transmission	3785428M1	Front Axle	3785500M1	Front Axle
3759496M91	Steering	3764028M2	Steering	3777005M2	Cab	3785465M1	Front Axle	3785540M1	Front Axle
3759508M91	Electrical	376454X1	Hardware	3777602M2	Cab	3785500M1	Front Axle	3785543M1	Front Axle
3760061M92	Electrical	376524X1*	Fuel Line	3777648M1	Cab	3785540M1	Front Axle	3786050M1	Fuel Line
3760467M1	Transmission	376525X1*	Fuel Line	3777698M92	Cab	3785543M1	Front Axle	3786100M2	Brakes
3760514M1	Transmission	3765414M91	Steering	3777769M1	Steering	3786050M1	Fuel Line	3786392M1	Cooling
3761292M1	Transmission	376588X1	Engine	377832X1	Rear Axle	3786100M2	Brakes	3786444M1	Cooling
3761473M1*	Hydraulic - Lift	377045X1	Sheet Metal	3778581M2	Brakes	3786392M1	Cooling	3786649M3	Filters
3761474M1	Hydraulic - Lift	3771346M91	Transmission	3778639M1	Engine	3786444M1	Cooling	3786725M1	Steering
3761475M1	Hydraulic - Lift	3771348M91	Transmission	3779379M91	Engine	3786649M3	Filters	3786791M92	Lighting
3761476M1*	Hydraulic - Lift	3771350M91	Transmission	3779647M91	Flywheel	3786725M1	Steering	3786858M1	Cooling
3761477M1	Hydraulic - Lift	3771408M1	Transmission	3779699M1	Electrical	3786858M1	Cooling	3786859M1	Cooling
3761478M1	Hydraulic - Lift	3772617M1	Linkage	3779879M1	Electrical	3786859M1	Cooling	3787203M3	Sheet Metal
3761802M1	Filters	3773718M91	Steering	3780299M1	Filters	3787203M3	Sheet Metal	3787420M2	Cooling
3761905M1	Hydraulic - Lift	3773740M91	Steering	3780604M91	Engine	3787420M2	Cooling	3788017M92	Rotating Electrics
3761983M91	Electrical	377424X1	Transmission	3780606M91	Engine	3788017M92	Rotating Electrics	3788220M91	Lighting
3762112M1	Linkage	3774612M91	Steering	3780608M91	Engine	3788220M91	Lighting	3788221M91	Lighting
3762356M91	Clutch	3774616M92	Steering	3780662M1	Steering	3788221M91	Lighting	3789098M3	Steering
3762526M91	Fuel Line	3774649M91	Steering	3780834M2	Steering	3789098M3	Steering	3789256M1	Cooling
3762527M91	Fuel Line	3774677M91	Steering	3780931M1	Filters	3789256M1	Cooling	3789277M2	Cooling
3762569M91	Sheet Metal	3774685M91	Front Axle	3781114M1	Cooling	3789277M2	Cooling	3789378M2	Exhaust
3762581M1	Fuel Line	3774702M91	Transmission	3781115M1	Cooling	3789378M2	Exhaust	3789453M92	Rotating Electrics
3762582M1	Fuel Line	3774728M91	Steering	3782386M1	Filters	3789453M92	Rotating Electrics		
376267X1	Steering	3774837M1	Steering	3782387M1	Filters				

PARTS INDEX LIST

Part Number	Product Group	Part Number	Product Group	Part Number	Product Group	Part Number	Product Group
3789970M1	Transmission	3793700M91	Transmission	3806618M91	Cab	3810158M91	Sheet Metal
3790002M1	Filters	3794694M2	Rear Axle	3807508M1	Cooling	3810344M1	Cooling
3790170M1	Rear Axle	3795059M1	Rear Axle	3807509M1	Cooling	3810567M5	Cooling
3790170M1	Transmission	3795093M1	Brakes	3807653M92	Fuel Line	3810587M95	Brakes
3790282M5	Brakes	3795094M1	Brakes	3808114M91	Front Axle	3810970M2	Hydraulic - Lift
3790375M92	Transmission	3795274M1	Clutch	3808115M91	Front Axle	3811263M1	Hydraulic - Lift
3790376M92	Transmission	3795499M1	Brakes	3808146M2	Front Axle	3811264M1	Hydraulic - Lift
3790377M92	Transmission	3796040M1	Transmission	3808147M2	Front Axle	3811265M1	Hydraulic - Lift
3790388M2	Hydraulics	3796956M91	Linkage	3808158M3	Cooling	3811660M91	Brakes
3790493M1	Brakes	3796959M91	Linkage	3808159M3	Cooling	3812023M1	Instruments
3790722M1	Hydraulic - Lift	3797116M2	Hydraulics	3808161M1	Hydraulic - Lift	3812271M1	Electrical
3790734M3	Clutch	3798531M1	Brakes	3808586M1	Exhaust	3812275M1	Electrical
3790881M1	Electrical	3798633M3	Electrical	3808658M91	Linkage	3812633M1	Electrical
3791148M1	Brakes	3799411M2	Hydraulics	3808697M1	Exhaust	3813361M1	Electrical
3791208M4	Brakes	3799441M2	Rear Axle	3808705M1	Engine	3813542M92	Clutch
3791220M1	Linkage - Lift	3800263M91	Hydraulic - Lift	3808918M2	Electrical	3813543M92	Clutch
3791225M1	Linkage	3800373M1	Sheet Metal	3808919M2	Electrical	3814606M2	Exhaust
3791338M92	Linkage	3800424P94	Sheet Metal	3808963M94	Linkage	3815365M92	Linkage
3791537M1	Linkage	3801057M1	Hydraulic - Lift	3808973M92	Linkage	3817639M91	Hydraulic - Lift
3792287M1	Filters	3801167M1	Cooling	3809038M91	Linkage	3817644M92	Seating
3792448M2	Clutch	3801168M1	Cooling	3809039M91	Linkage	3819719M1	Flywheel
3792488M2	Rear Axle	3804659M1	Cab	3809150M1	Electrical	3819766M1	Steering
3792597M92	Linkage	3804694M3	Cab	3809153M91	Front Axle	3821313M91	Engine
3792598M92	Linkage	3805472M91	Engine	3809154M91	Front Axle	3821548M91	Steering
3793041M91	Hydraulic - Lift	3805643M1	Cab	3809345M91	Lighting	3821781M91	Exhaust
3793264M1	Clutch	3805876M91	Sheet Metal	3809346M91	Lighting	3821782M91	Exhaust
3793648M1	Clutch	3806573M2	Cab	3809498M1	Electrical	3821818M94	Rotating Electrics
3793675M1	Hydraulic - Lift	3806581M3	Cab	3809499M2	Electrical	3821819M91	Rotating Electrics
3793699M91	Transmission	3806614M91	Cab	3809677M94	Hydraulic - Lift	3821964M1	Cab

PARTS INDEX LIST

Part Number	Product Group	Part Number	Product Group	Part Number	Product Group	Part Number	Product Group	Part Number	Product Group
3821974M91	Rotating Electrics	3900658M91	Cab	3902149M1	Cab	3902149M1	Cab	390213M1	Front Axle
3821976M92	Rotating Electrics	3900676M1	Cab	3902150M1	Cab	3902150M1	Cab	390214M1	Front Axle
3823545M91	Brakes	3900677M1	Cab	3902356M91	Cab	3902356M91	Cab	390215M1	Front Axle
3823621M95	Rotating Electrics	3900687M92	Cab	3902370M91	Cab	3902370M91	Cab	390216M1	Front Axle
3824035M1	Filters	3900688M92	Cab	3902436M2	Electrical	3902436M2	Electrical	390217M1	Front Axle
3824036M1	Filters	3901075M1	Linkage	3902469M1	Lighting	3902469M1	Lighting	390221M1	Cab
3824042M1	Electrical	3901129M91	Steering	3902711M11	Rear Axle	3902711M11	Rear Axle	390222M1	Cab
3824711M92	Lighting	3901343M91	Cab	3903020M91	Hydraulics	3903020M91	Hydraulics	3907319M91	Lighting
3824712M92	Lighting	3901344M91	Cab	3903689M91	Steering	3903689M91	Steering	3907320M91	Lighting
3825361M2	Exhaust	3901450M91	Hydraulics	3904124M91	Steering	3904124M91	Steering	3907536M1	Filters
3827583M91	Front Axle	3901455M91	Brakes	3904168M91	Steering	3904168M91	Steering	3907674M1	Steering
3900109M91	Linkage	3901456M91	Brakes	3904295M3	Electrical	3904295M3	Electrical	3907675M91	Steering
3900111M92	Linkage	3901462M2	Filters	3904366M91	Rotating Electrics	3904366M91	Rotating Electrics	3907677M1	Steering
3900234M92	Brakes	3901463M2	Filters	3904627M91	Steering	3904627M91	Steering	390876X1	Front Axle
3900283M1*	Lighting	3901464M2	Filters	3904695M1	Cab	3904695M1	Cab	3909233M1	Filters
3900286M91	Steering	3901465M2	Filters	3905717M91	Hydraulics	3905717M91	Hydraulics	3909236M1	Filters
3900287M91	Steering	3901477M2	Filters	3905719M91	Steering	3905719M91	Steering	3909317M91	Steering
3900323M92	Sheet Metal	3901478M2	Filters	3905722M91	Hydraulics	3905722M91	Hydraulics	3909318M1	Steering
3900332M91	Sheet Metal	3901567M91	Brakes	3906945M91	Electrical	3906945M91	Electrical	3909379M1	Steering
3900333M91	Sheet Metal	3901818M92	Seating	3907155M1	Front Axle	3907155M1	Front Axle	3909432M11	Filters
3900476M1	Lighting	3901824M91	Steering	3907158M91	Steering	3907158M91	Steering	3909530M91	Clutch
3900546M91	Clutch	3901825M91	Steering	3907160M1	Steering	3907160M1	Steering	3909532M91	Clutch
3900607M1	Clutch	3901827M91	Steering	3907161M91	Steering	3907161M91	Steering	3909534M1	Clutch
3900614M91	Sheet Metal	3902037M91	Sheet Metal	3907165M91	Steering	3907165M91	Steering	3909535M91	Clutch
3900618M1	Cab	3902121M4	Cab	3907166M1	Front Axle	3907166M1	Front Axle	3909539M91	Clutch
3900646M1	Cab	3902130M1	Cab	3907205M91	Front Axle	3907205M91	Front Axle	3909540M91	Clutch
3900647M1	Cab	3902131M1	Cab	3907208M91	Steering	3907208M91	Steering	3909541M91	Clutch
3900651M91	Cab	3902140M1	Cab	3907211M91	Front Axle	3907211M91	Front Axle	3909542M91	Clutch
3900657M91	Cab	3902148M1	Cab	3907212M1	Front Axle	3907212M1	Front Axle	390971X1	Hardware

PARTS INDEX LIST

Part Number	Product Group	Part Number	Product Group	Part Number	Product Group	Part Number	Product Group	Part Number	Product Group
3910276M91	Brakes	3933622M91	Lighting	4222110M91	Engine	4222648M1	Engine	4222648M1	Engine
3910278M91	Brakes	394367X1	Hardware	4222111M91	Engine	4222668M91	Cooling	4222668M91	Cooling
3910280M91	Brakes	394608X1	Rear Axle	4222112M91	Engine	4222684M1	Electrical	4222684M1	Electrical
3910292M91	Brakes	395521X1	Front Axle	4222121M91	Engine	4222706Z91	Engine	4222706Z91	Engine
3910322M91	Steering	395522X1	Front Axle	4222124M1	Engine	4222721M91	Engine	4222721M91	Engine
391162X1	Transmission	395523X1	Front Axle	4222125M91	Engine	4222722M91	Engine	4222722M91	Engine
391237X1	Linkage	395527X1	Front Axle	4222128M1	Engine	4222723M91	Engine	4222723M91	Engine
391316X1	Front Axle	395559X1	Rear Axle	4222129M1	Engine	4222733M1	Engine	4222733M1	Engine
391339X1	Front Axle	395563X1	Rear Axle	4222134M91	Engine	4222759M91	Engine	4222759M91	Engine
391924X1	Clutch	40509PF	Hardware	4222136M91	Engine	4222810M91	Engine	4222810M91	Engine
392101X1	Front Axle	409965M1	Electrical	4222147M91	Engine	4222846M91	Cooling	4222846M91	Cooling
392108X1	Front Axle	4200052M91	Transmission	4222149M91	Engine	4222894M1	Engine	4222894M1	Engine
392182X1	Transmission	4200076M91	Hydraulics	4222175M91	Engine	4222896M1	Engine	4222896M1	Engine
392184X1	Front Axle	4205521M1	Front Axle	4222191M1	Engine	4222901M1	Engine	4222901M1	Engine
392210X1	Hydraulic - Lift	4222002M91	Cooling	4222219M91	Engine	4222920Z91	Engine	4222920Z91	Engine
392283X1	Hydraulic - Lift	4222004M1	Engine	4222230M1	Engine	4222931M1	Engine	4222931M1	Engine
392756X1	Front Axle	4222017M1	Engine	4222292M1	Engine	4223002Z1	Engine	4223002Z1	Engine
3931093M92	Seating	4222037M91	Engine	4222326M91	Engine	4223073M1	Engine	4223073M1	Engine
3931421M91	Rotating Electrics	4222053M91	Engine	4222354M1	Engine	4223074M1	Engine	4223074M1	Engine
3931467M91	Engine	4222090M91	Engine	4222452M91	Engine	4223085M1	Engine	4223085M1	Engine
3931472M91	Engine	4222091M91	Engine	4222459M91	Cooling	4223109M91	Cooling	4223109M91	Cooling
3931692M91	Cab	4222093M91	Engine	4222466M91	Cooling	4223127Z1	Engine	4223127Z1	Engine
3931693M91	Cab	4222094M91	Engine	4222475M1*	Exhaust	4223129Z91	Engine	4223129Z91	Engine
3931702Z91	Engine	4222095M1	Engine	4222500M1	Engine	4223130M91	Engine	4223130M91	Engine
3931909M91	Seating	4222104M91	Engine	4222562Z91	Engine	4223450M1	Engine	4223450M1	Engine
3933142M91	Rotating Electrics	4222105M91	Engine	4222570M1	Engine	4223502M91	Engine	4223502M91	Engine
3933144M91	Rotating Electrics	4222107M91	Engine	4222577Z91	Engine	4223519M1	Engine	4223519M1	Engine
3933381M91*	Sheet Metal	4222108M91	Engine	4222579M1	Engine	4223525Z91	Engine	4223525Z91	Engine
3933541M91	Hydraulics	4222109M91	Engine	4222580M1	Engine	4223582Z1	Engine	4223582Z1	Engine

PARTS INDEX LIST

Part Number	Product Group	Part Number	Product Group	Part Number	Product Group	Part Number	Product Group	Part Number	Product Group
4223777M91	Cooling	4224291M1	Engine	4224702M1	Engine	4225392M91	Cooling	4226132M1	Electrical
4223808M91	Engine	4224292Z91	Engine	4224705M1	Engine	4225430M1	Cooling	4226155M1	Electrical
4223809M91	Engine	4224321M1	Electrical	4224708M91	Cooling	4225497M91	Engine	4226213M1	Engine
4223913M1	Engine	4224323M1	Engine	4224762M1	Engine	4225545M91	Engine	4226378M1	Engine
4223921Z91	Engine	4224369Z1	Engine	4224796M1	Engine	4225826M91	Engine	4226761M1	Engine
4223923M91	Engine	4224370Z1	Engine	4224797M1	Engine	4225850M1	Engine	4226792M91	Engine
4223924M1	Engine	4224379Z1	Engine	4224799M1	Engine	4225857M91	Engine	4226913M91	Cooling
4223925Z1	Engine	4224451M91	Engine	4224811M1	Filters	4226116M91	Engine	4226914M91	Engine
4223927M1	Engine	4224452M91	Engine	4224814R91	Engine	4226132M1	Electrical	4226917M91	Engine
4223940Z91	Engine	4224456Z91	Engine	4224815M91	Engine	4226155M1	Electrical	4226918M91	Engine
4224027M91	Engine	4224457M91	Engine	4224819M1	Electrical	4226213M1	Engine	4226952M91	Engine
4224032Z91	Engine	4224458M1	Engine	4224954M1	Engine	4226378M1	Engine	4226978M1	Engine
4224049Z91	Engine	4224460M91	Cooling	4224955M1	Engine	4226761M1	Engine	4226991M91	Engine
4224053M91	Engine	4224472M91	Engine	4224957M1	Engine	4226792M91	Engine	4226993M91	Engine
4224053Z91	Engine	4224501M1	Engine	4224958M1	Engine	4226913M91	Cooling	4226995M91	Engine
4224056Z1	Engine	4224523Z91	Engine	4225009M1	Engine	4226914M91	Engine	4227001M91	Engine
4224057Z1	Engine	4224613M91	Engine	4225017M91	Engine	4226917M91	Engine	4227020M91	Engine
4224105M91	Cooling	4224621M91	Engine	4225019M91	Engine	4226918M91	Engine	4227021M91	Engine
4224116M1	Engine	4224623Z91	Engine	4225055M91	Engine	4226952M91	Engine	4227066M91	Engine
4224118M91	Cooling	4224624M1	Cooling	4225058M91	Engine	4226978M1	Engine	4227070M91	Engine
4224120Z91	Engine	4224634M1	Engine	4225070M91	Cooling	4226991M91	Engine	4227146M1	Engine
4224142M91	Engine	4224635M91	Engine	4225071M91	Engine	4226993M91	Engine		
4224172M1	Engine	4224639M1	Cooling	4225072M91	Engine	4226995M91	Engine		
4224186M91	Engine	4224659M91	Engine	4225162M1	Engine	4227001M91	Engine		
4224189Z91	Engine	4224665M91	Engine	4225221M91	Engine	4227020M91	Engine		
4224215M1	Engine	4224675M91	Cooling	4225269M1	Engine	4227021M91	Engine		
4224233M91	Engine	4224678M1	Engine	4225379M1	Engine	4227066M91	Engine		
4224246Z91	Engine	4224699M91	Engine	4225381M91	Engine	4227070M91	Engine		
4224249M91	Engine	4224701M2	Filters	4225385M91	Engine	4227146M1	Engine		

PARTS INDEX LIST

Part Number	Product Group	Part Number	Product Group	Part Number	Product Group	Part Number	Product Group
4227147M91	Engine	4273031M3	Steering	4293575M1	Electrical	513800M1	Front Axle
4270245M3	Steering	4273032M2	Steering	4293710M1	Hydraulics	516523M92	Transmission
4270505M1	Steering	4273033M1	Steering	4294420M3	Electrical	516574M1*	Hydraulic - Lift
4271140M3	Filters	4273187M1	Engine	4294443M1	Fuel Line	518359M1	Hydraulic - Lift
4271259M4	Sheet Metal	4273188M1	Engine	4294449M1	Fuel Line	518414M1	Transmission
4271312M91	Rotating Electrics	4273518M1	Cab	4295389M4	Electrical	518529M1	Transmission
4271433M2	Cooling	4274363M1	Fuel Line	4296238M1	Filters	518611M1	Front Axle
4271467M1	Filters	4274692M91	Engine	4300400M1	Filters	521319M91	Electrical
4271468M1	Filters	4275049M1	Cab	4301166M1	Rear Axle	521451M1	Filters
4271516M3	Cooling	4275053M1	Cab	4301295M1	Rear Axle	533183M1	Rear Axle
4271591M3	Steering	4276588M3	Fuel Line	4301296M1	Rear Axle	533737M92	Hydraulics
4271655M1	Brakes	4276589M3	Fuel Line	4301337M1	Clutch	535126M93	Engine
4271656M2	Brakes	4277251M1	Clutch	4302100M1	Linkage	535873M91	Brakes
4271796M2	Cooling	4278752M1	Steering	4302125M92	Linkage	595963M1	Hydraulics
4271797M1	Cooling	4278753M1	Steering	4302154M2	Linkage	619413M91	Lighting
4272102M97	Sheet Metal	4278938M92	Lighting	4302155M2	Linkage	6203588M91	Transmission
4272139M1	Cooling	4278939M92	Lighting	4303303M1	Filters	621234M1	Electrical
4272144M1	Exhaust	4281044M1	Front Axle	4303327M1	Clutch	6217295M1	Hydraulic - Lift
4272411M3	Steering	4281045M1	Front Axle	4303393M1	Linkage	629004M1	Engine
4272760M1	Cab	4282044M2	Steering	4303395M1	Linkage	636762M1	Engine
4272761M2	Cab	4282731M1	Steering	4303912M1	Linkage	640010M1	Exhaust
4272763M1	Cab	4286760M4	Exhaust	4304869M1	Clutch	641699M1	Engine
4272764M1	Cab	4290431M1	Electrical	4305928M91	Filters	645923M1	Linkage
4272765M1	Cab	4290435M1	Electrical	4306911M1	Clutch	646060M1	Front Axle
4272766M1	Cab	4290436M1	Electrical	4307464M91	Linkage	646101M2	Linkage
4272770M1	Cab	4290439M1	Electrical	4347302M91	Steering	646102M1	Linkage
4272771M1	Cab	4292556M3	Steering	4355332M1	Electrical	646663M91	Hydraulics
4272774M1	Cab	4293149M92	Front Axle	486021M1	Linkage	646669M1	Hydraulics
4272775M1	Cab	4293537M1	Electrical	491105M1	Linkage	646670M91	Hydraulics

PARTS INDEX LIST

Part Number	Product Group	Part Number	Product Group	Part Number	Product Group	Part Number	Product Group
6507067M91	Crawler Tracks	733280M91	Engine	735743M1	Engine	73871Z91	Engine
70244344V	Exhaust	733767M1	Engine	735800M1	Engine	738872M91	Engine
70269408V	Exhaust	733817M1	Engine	735820M1	Engine	738944M1	Engine
716579M94	Front Axle	733834M1	Engine	735826M1	Engine	739027M1	Engine
731003M2	Engine	734127Z1	Engine	735944M1	Engine	739043M1	Engine
731033M1	Engine	734179M1	Engine	736185M1	Engine	739060M1	Engine
731151M1	Engine	734309M1	Engine	736453M1	Engine	740221M1	Engine
731152M1	Engine	734460Z91	Engine	736818M1	Engine	740376M1	Engine
731153M1	Engine	734723M91	Engine	736915Z91	Engine	740407M1	Engine
731154M1	Engine	734839M91	Engine	736934M91	Engine	740465M1	Engine
731155M1	Engine	734849M1	Engine	736935M91	Engine	740467M1	Engine
731164Z1	Engine	734850M1	Engine	736950M91	Engine	740468M1	Engine
731192M1	Flywheel	734874V1	Engine	736952M91	Engine	740571Z1	Engine
731267M1	Engine	734912M91	Engine	736953M91	Engine	740821Z91	Engine
731273V1	Engine	734943M1	Engine	736976M1	Engine	741466M1	Engine
731280M1	Cooling	734962M91	Engine	737066Z91	Engine	741614M1	Engine
731463M1	Engine	735034M1	Cooling	737067Z91	Engine	741764M1	Engine
731611M1	Engine	735057M1	Engine	737068Z91	Engine	741922M1	Engine
731635M91	Engine	735112M1	Engine	737069Z91	Engine	742466Z1	Engine
731774M91	Cooling	735113M1	Engine	737070M91	Engine	742593M1	Cooling
732010Z1	Engine	735129M91	Engine	737071M91	Engine	742621M91	Engine
732011Z1	Engine	735169M91	Engine	737072M91	Engine	742991M91	Engine
732043M1	Engine	735170M91	Engine	737073M91	Engine	743020M1	Engine
732117M1	Engine	735171M91	Engine	737214Z1	Engine	743110Z91	Engine
732638M1	Engine	735187Z91	Engine	737640M1	Engine	743115M1	Engine
732811M1	Engine	735290M1	Engine	738094M1	Engine	743137M1	Engine
732821M1	Engine	735521M1	Engine	738095M1	Engine	743824Z91	Engine
732821Z1	Engine	735525M1	Engine	738106Z91	Engine	744131M1	Engine
733206M1	Engine	735742M1	Engine	738249Z91	Engine	744162M1	Engine

PARTS INDEX LIST

Part Number	Product Group	Part Number	Product Group	Part Number	Product Group	Part Number	Product Group
744921Z91	Engine	746571M1	Cooling	748309M1	Engine	748570M1	Sheet Metal
744922Z91	Engine	746693M1	Engine	748413M1	Engine	826874M1	Sheet Metal
744923Z91	Engine	746694M1	Engine	764805M92	Brakes	826960M1	Engine
744948Z1	Engine	746696M1	Engine	768300T1	Transmission	826988M1	Cooling
745277Z91	Engine	746697M1	Engine	773126V92	Steering	826990M91	Exhaust
745379Z91	Engine	746698M1	Engine	782509M91	Steering	827055M1	Electrical
745405Z91	Engine	746623M1	Engine	785625M92	Brakes	827143M96	Brakes
745407Z91	Engine	747041Z91	Engine	824245M1	Exhaust	827257M92	Fuel Line
745534M1	Engine	747050M91	Engine	824332M1	Linkage	827436M1	Linkage
745730M1	Engine	747128M1	Engine	825003M1	Exhaust	827496M1	Cooling
745738Z91	Engine	747129M1	Engine	825063M1	Brakes	827560M91	Engine
745750Z91	Engine	747292Z91	Engine	825102M1	Engine	827707M7	Brakes
745760Z91	Engine	747293M91	Engine	825199M1	Engine	827718M2	Hydraulic - Lift
745763Z91	Engine	747428M91	Engine	825208M1	Engine	827901M1	Sheet Metal
745818M91	Engine	747541Z91	Engine	825374M1	Engine	827930M1	Cooling
745819Z91	Engine	747552M1	Engine	825452M1	Flywheel	827948M1	Engine
745823Z91	Engine	747581M1	Engine	825654M1	Engine	828049M1*	Exhaust
745826M91	Engine	747697M1	Engine	825740M1	Engine	828061M2	Sheet Metal
745950Z91	Engine	747751M1	Cooling	825776M1	Rear Axle	828085M1	Engine
745991Z1	Engine	747813M1	Engine	825890M91	Engine	828123M2	Clutch
746036M1	Engine	747936M91	Cooling	826078M1	Engine	828136M1	Sheet Metal
746050Z91	Engine	747939M91	Cooling	826194M1	Engine	828147M1	Cooling
746156M91	Engine	747941M91	Cooling	826199M1	Cooling	828217M1	Rear Axle
746157M91	Engine	747942M91	Cooling	826686M1	Sheet Metal	828223M91	Sheet Metal
746158M91	Engine	748095M91	Engine	826752M92	Steering	828301M1	Sheet Metal
746159M91	Engine	748160M1	Engine	826775M1	Cooling	828695M1	Engine
746163M91	Engine	748215M1	Engine	826808M1	Sheet Metal	828724M1	Steering
746163Z91	Engine	748216M1	Engine	826815M91	Sheet Metal	828729M1	Engine
746432M91	Engine	748266Z91	Engine	826816M91	Sheet Metal	828927M92	Hydraulic - Lift

PARTS INDEX LIST

Part Number	Product Group	Part Number	Product Group	Part Number	Product Group	Part Number	Product Group	Part Number	Product Group
828996M1	Steering	881396M91	Instruments	884850M3	Rear Axle	886797M91	Steering	887902M1	Clutch
829121M1	Lighting	881670M1	Electrical	885365M91	Sheet Metal	886797M91	Steering	887902M1	Clutch
829487M91	Instruments	881719M1	Sheet Metal	885444M91	Hydraulic - Lift	886802M91	Steering	887902M1	Clutch
829937M1	Electrical	881736M92	Steering	885518M5	Rear Axle	886821M94	Hydraulics	887902M1	Clutch
831220M1	Transmission	881883M91	Steering	885549M91	Steering	887046M92	Fuel Line	887902M1	Clutch
831263M1	Linkage	881991M1	Rear Axle	885563M1	Cooling	887135M1	Front Axle	887902M1	Clutch
831420M1	Front Axle	882021M91	Instruments	885599M92	Front Axle	887654M2*	Hydraulic - Lift	887902M1	Clutch
831452M1	Hydraulics	882262M1	Front Axle	885741T2	Front Axle	887892M1	Clutch	887902M1	Clutch
831513M1	Linkage	882263M1	Front Axle	885895M93	Sheet Metal	887897M1	Clutch	887902M1	Clutch
831581M2	Transmission	882283M1	Electrical	885896M93	Sheet Metal	887902M1	Clutch	887902M1	Clutch
831822M1	Transmission	882284M1	Electrical	886089M1	Transmission	887903M1	Clutch	887902M1	Clutch
834216M1	Rear Axle	882327M1	Front Axle	886162M92	Linkage	887910M1	Clutch	887910M1	Clutch
834844M1	Transmission	882554M91	Front Axle	886163M91	Linkage	888477M91	Fuel Line	888477M91	Fuel Line
835939V91	Brakes	882637M2	Front Axle	886224M3	Linkage	888479M91	Fuel Line	888479M91	Fuel Line
837298M91*	Hydraulic - Lift	882698M92	Linkage	886336M1	Front Axle	888488M93	Fuel Line	888488M93	Fuel Line
847416M1	Rear Axle	882753M91	Linkage	886348M2*	Hydraulic - Lift	888492M91	Fuel Line	888492M91	Fuel Line
847844M91	Sheet Metal	882754M91	Linkage	886366M91	Transmission	888524M1	Linkage	888524M1	Linkage
847845M91	Sheet Metal	882972M2	Sheet Metal	886396M1	Clutch	888700M1	Hydraulics	888700M1	Hydraulics
874973M3	Linkage	883111M2	Sheet Metal	886405M1	Hydraulic - Lift	888702M2	Hydraulic - Lift	888702M2	Hydraulic - Lift
880008M92	Steering	883159M2	Sheet Metal	886410M1	Hydraulic - Lift	888747M1	Transmission	888747M1	Transmission
880033M2	Brakes	883295M91	Front Axle	886428M1	Linkage	888851M1	Linkage	888851M1	Linkage
880069M2	Transmission	883679M1	Engine	886429M1	Linkage	890195M1	Cooling	890195M1	Cooling
880070M2	Transmission	883680M1	Engine	886451M94	Linkage	890256M1	Engine	890256M1	Engine
880096M5	Sheet Metal	883928M91	Electrical	886547V92	Hydraulics	890322M92	Fuel Line	890322M92	Fuel Line
880399M2	Lighting	883935M4	Transmission	886668M1	Transmission	890324M93	Fuel Line	890324M93	Fuel Line
880406M91	Instruments	884001M92	Lighting	886673M1	Transmission	890421M92	Instruments	890421M92	Instruments
881122M2	Transmission	884059M91	Sheet Metal	886719M1	Clutch	890476M93	Exhaust	890476M93	Exhaust
881162M2	Rear Axle	884747M93*	Hydraulic - Lift	886727T4	Clutch	890543M1	Rear Axle	890543M1	Rear Axle
881384M1	Front Axle	884797M91	Steering	886796M92	Steering	890640M1	Rear Axle	890640M1	Rear Axle

PARTS INDEX LIST

Part Number	Product Group	Part Number	Product Group	Part Number	Product Group	Part Number	Product Group
890700M1	Hydraulic - Lift	894729M1	Cooling	897507M94	Hydraulic - Lift	898228M94*	Exhaust
890982M1	Engine	894729M1	Cooling	897560M3	Hydraulic - Lift	898229M1	Hydraulic - Lift
891826M1	Clutch	894730M1	Cooling	897564M1	Hydraulic - Lift	898346M93	Front Axle
891904M1	Transmission	894769M1	Rear Axle	897567M3	Hydraulic - Lift	898350M1	Front Axle
891947M1	Rear Axle	894782M2	Rear Axle	897570M91	Front Axle	898354M1	Steering
892604M1	Hydraulics	894797M1	Transmission	897597M1	Hydraulic - Lift	898355M91	Steering
892762M6	Sheet Metal	894799M1	Rear Axle	897616M1	Front Axle	898366M2	Steering
892765M3	Sheet Metal	894844M1	Instruments	897617M1	Front Axle	898485M91	Instruments
892862M3	Clutch	894906M91	Hydraulics	897651M1	Linkage	898489M91	Instruments
893017M2	Rear Axle	894976M92	Filters	897653M2	Linkage	898540M91	Fuel Line
893226M91	Filters	895222M91	Front Axle	897659M1	Linkage	898547M1	Sheet Metal
893373M91	Front Axle	897025M1	Transmission	897661M1	Linkage	898580M91	Fuel Line
893375M91	Front Axle	897074M1	Electrical	897681M2	Linkage	898643M1*	Hydraulic - Lift
893405M3	Linkage	897104M92	Rotating Electrics	897702M1	Front Axle	898748M1	Cooling
893419M1	Rear Axle	897147M95	Steering	897711M93	Transmission	898931M95	Brakes
893420M1	Linkage	897232M1	Front Axle	897712M2	Front Axle	899144M1	Cooling
893438M91	Linkage	897235M1	Steering	897726M1	Rear Axle	899331M1	Transmission
893501M91	Engine	897236M94	Front Axle	897797M1	Sheet Metal	899332M92	Transmission
893575M1	Engine	897237M94	Front Axle	897819M1	Sheet Metal	899377M2	Transmission
893607M91	Steering	897242M1	Front Axle	897821V1	Sheet Metal	899421M91	Instruments
893862M91	Fuel Line	897358M4	Cooling	897900M91	Sheet Metal	899663M91	Instruments
894029M1	Linkage	897363M1	Front Axle	897913M1	Exhaust	899817M1	Clutch
894060M3	Front Axle	897389M91	Fuel Line	897914M1	Exhaust	899971M92	Clutch
894061M1	Front Axle	897403M91	Fuel Line	898011M1	Exhaust	906054M1	Front Axle
894131M92	Clutch	897460M1	Front Axle	898016M3	Front Axle	906309M94	Linkage
894291M2	Exhaust	897475M96	Front Axle	898017M1	Front Axle	906467M1	Transmission
894319M2	Cooling	897476M96	Front Axle	898064M1	Cooling	906468M1	Transmission
894376M91	Linkage	897491M1	Hydraulic - Lift	898065M1	Cooling	906468M3	Transmission
894428M91	Instruments	897493M1*	Hydraulic - Lift	898124M1*	Hydraulic - Lift	906469M1	Transmission

PARTS INDEX LIST

Part Number	Product Group	Part Number	Product Group	Part Number	Product Group	Part Number	Product Group
906472M3	Transmission	967702M2	Steering	F716100490120	Hydraulic - Lift	V836015918	Filters
906743M92	Transmission	968816M2	Cooling	F716100490120	Hydraulics	V836015919	Filters
906863M1	Front Axle	973454M1	Transmission	F7169611020010	Filters	V836110237	Engine
907485M1	Front Axle	973691M1	Crawler Tracks	F930950031020	Brakes	V836110552	Engine
907980M1	Linkage	974436M2	Transmission	G2059009000020	Electrical	V836112762	Engine
908111M1	Front Axle	97466PF	Hardware	G514100220330	Rear Axle	V836112763	Engine
908295M91	Brakes	974717M1	Brakes	G816300020180	Front Axle	V836112765	Engine
908543M1	Electrical	975124M1	Rear Axle	H117200090150	Filters	V836119459	Engine
909616M95	Sheet Metal	975127M1	Rear Axle	H117200090160	Filters	V836120332	Engine
958826M1	Hydraulics	976611M91	Filters	H931303220130	Front Axle	V836120333	Engine
961395M3	Sheet Metal	977760M1	Crawler Tracks	V34051500	Steering	V836128181	Engine
961866M1	Electrical	978780M1	Crawler Tracks	V34051800	Front Axle	V836322183	Engine
963023M2	Fuel Line	979608M91	Crawler Tracks	V34052700	Front Axle	V836331590	Cooling
963416M1	Electrical	981896M3	Transmission	V34052700	Front Axle	V836338187	Engine
963533M1	Front Axle	981899M1	Transmission	V34053200	Front Axle	V836338650	Engine
964321M91	Front Axle	AG601284	Cab	V34053300	Front Axle	V836338651	Engine
964322M91	Front Axle	E1824627M93	Cooling	V34057300	Front Axle	V836338652	Engine
964434M1	Linkage	E3300940M1	Exhaust	V34061600	Front Axle	V836339985	Engine
964916M2	Transmission	E3301158M94	Exhaust	V614601024	Engine	V836340034	Engine
964925M3	Transmission	E3308555M91	Exhaust	V615870610	Engine	V836340066	Engine
964926M5	Transmission	E3531689M92	Exhaust	V615881827	Engine	V836639956	Engine
964927M3	Transmission	F140901020020	Electrical	V615882227	Hardware	V836639957	Engine
964929M1	Transmission	F222920050030	Linkage	V835330014	Filters	V836640073	Engine
964944M1	Transmission	F275700011030	Rear Axle	V835330015	Filters	V836640078	Engine
966238M1	Rear Axle	F279940050040	Hydraulics	V835336276	Engine	V836640335	Engine
966252M92	Brakes	F339300020400	Front Axle	V835340017	Engine	V836646271	Engine
966366M91	Steering	F339300020780	Front Axle	V836012841	Engine	V836646356	Engine
966427M1	Cooling	F360400090020	Steering	V836015147	Filters	V836646357	Engine
967572M1	Instruments	F385103220030	Front Axle	V836015156	Cooling	V836646360	Engine

PARTS INDEX LIST

Part Number	Product Group	Part Number	Product Group	Part Number	Product Group	Part Number	Product Group
V836647419	Engine	V836667405	Engine	V8366840998	Engine	V837079475	Engine
V836647576	Engine	V836673191	Engine	V8366852281	Engine	V837079705	Engine
V836647933	Engine	V836673387	Engine	V8366852607	Engine	V837079706	Engine
V836647934	Engine	V836679586	Filters	V8366855300	Engine	V899901495	Engine
V836647935	Engine	V836740989	Engine	V8366859168	Engine	VA028205	Front Axle
V836647962	Engine	V836747124	Engine	V8366862271	Engine	VA127921	Front Axle
V836652170	Engine	V836764613	Engine	V8366862487	Engine	VA339592	Front Axle
V836655490	Engine	V836840271	Engine	V8366862488	Engine	X619045300009	Transmission
V836655493	Engine	V836840596	Engine	V8366862582	Filters	X619066600000	Front Axle
V836655514	Engine	V836840883	Engine	V8366862600	Filters	X696615601000	Engine
V836655536	Engine	V836840887	Engine	V8366862602	Filters	X696616800000	Engine
V836655537	Engine	V836840928	Engine	V8366864398	Engine	X825283248000	Electrical
V836655538	Engine	V836840944	Engine	V8366866474	Engine	X825283299000	Electrical
V836655539	Engine	V836840945	Engine	V836687048	Engine	X830180040000	Lighting
V836659026	Flywheel	V836840978	Engine	V8366879200	Engine	X830180046000	Lighting
V836659697	Engine	V836840979	Engine	V8366879515	Engine	X830180046010	Lighting
V836662052	Engine	V836840981	Engine	V837070040	Engine	X830180047000	Lighting
V836666103	Engine	V836840982	Engine	V837070290	Engine	X830180047010	Lighting
V836667243	Engine	V836840983	Engine				

ENGINE TABLE

Model	Engine
Heritage	
TE20	20C Diesel, 80MM Petrol, 85MM Petrol, VO, LO
FE35	23C Diesel, 87MM Petrol, VO, LO
MF35	23C Diesel, 87MM Petrol, VO, LO, A3.152 Diesel
MF35X	A3.152 Diesel
MF65	A4.192, AD4.203
MF 100 (UK)	
135	AD3.152, 87MM Petrol
148	AD3.152S
165	AD4.203, A4.212
168	A4.236
175	A4.236
175S	A4.236
178	A4.248
185	A4.248
188	A4.248
MF 100 (FR)	
130	A4.107
133	A3.144
135	AD3.152
133/135 MKIII/135 V	A3.144, AD3.152
135/148 MKIII/135/145 V/S	AD3.152, AD3.152S

Model	Engine
145	AD3.152
145 MKIII/ 145 V	AD3.152
152	AD3.152S
152 MKIII/ 152 F/S/V	AD3.152S
155	AD4.203
158	AD4.203
158 MKIII/ 158 F/S/V	AD4.203
165/ 168/ 185/ 188	A4.212, A4.236, A4.248
165 MKIII/ 178	A4.212, A4.248
168 MKIII/ 168 F/S	A4.236
MF 100 (IT)	
134C/ V	AD3.152
154	AD3.152S
154 C	AD3.152S
154 F	AD3.152S
154 S	AD3.152
154 V	AD3.152S
164T/ F/S/V	AT3.152.4
174	A4.212, A4.236
174 C	A4.212, A4.236
174 F	A4.236
174 S	A4.236

Model	Engine
174 V	A4.236
184	A4.236
184 F	A4.236
184 S	A4.236
194	A4.248S
194 C	A4.248S
194 F	A4.248S
194 S	A4.248S
MF 200 (UK)	
250	AD3.152S
275	A4.236, 4.41
290	A4.248S, 4.41
MF 200 (FR)	
250	AD3.152, AD3.152S
275	A4.236
290	A4.248S
MF 200 (UK & FR)	
230	AD3.152
233	AD3.152, AD3.152S
235	AD3.152
240	AD3.152
245	AD3.152

Model	Engine
255	AD3.152S
260	AD4.203
265	A4.236
285	A4.248S
298	A4.318.2
MF 200 (IT)	
234 C/ CF/ S	AD3.152
244 CF	AD3.152S
253	AD3.152S
254	AD3.152S
254 C/ CF/ S	AD3.152S
263T	AT3.152.4
264T	AT3.152.4
264T CF	AT3.152.4
264T S	AT3.152.4
273	A4.236
274	A4.236
274C/ CF/ S/ SK	A4.236
283	A4.236
284	A4.236
284 S	A4.236
293	A4.248S

ENGINE TABLE

Model	Engine
294	A4.248S
294C	A4.248S
294S	A4.248, A4.248S
MF 200 (TR)	
230	AD3.152
240	AD3.152
240S	AD3.152
265S	A4.236, 4.41
275	4.41, 1104A-44
285S	A4.248S, 4.41
290	4.41, 1104A-44
MF 300	
340	AD3.152
342	AD3.152S
350	AD3.152S
352	AT3.152.4
355	AT3.152.4
360	AT3.152.4
362	A4.236
365	A4.236
375	A4.236
375E	A4.236

Model	Engine
390	A4.248S
390E	A4.248S
390T	AT4.236
398	AT4.236
399	A6.354.4, 1006.6
MF 300 (IT)	
333	AD3.152
334 V	AD3.152
353	AD3.152S
353 LX/ S	AD3.152S
354 AQ/FQ/SQ/VQ	AD3.152S
354 F/S	AD3.152S
354 V	AD3.152, AD3.152S
354 SP-FP-AP-GE	AD3.152S
356 CF	AD3.152S
363	AT3.152.4
363 LX/ S	AT3.152.4
364 AQ/FQ/SQ/VQ	AT3.152.4
364 F/S/V	AT3.152.4
364 SP-FP-AP-GE	AT3.152.4
364 CF	AT3.152.4
366 CF	AT3.152.4

Model	Engine
367 CF	A4.236
373	A4.236
373 LX/ S	A4.236
374 AQ/FQ/SQ/VQ	A4.236
374 F/H/S/V	A4.236
374 SP-FP-AP-GE	A4.236
376 C/CF/XCF	A4.236
377	A4.236
383	A4.236
383 LX/ S	A4.236
384 AQ/FQ/SQ/VQ	A4.236
384 F/S/V	A4.236
384 SP-FP-AP-GE	A4.236
387	A4.236
393	A4.248S
393 LX/ S	A4.248S
393 TLX	AT4.236
394 AQ/FQ/SQ	A4.248S
394 F/H/S	A4.248S
394 SP-FP-AP-GE	A4.248S
394C	A4.248S
394T AQ	AT4.236

Model	Engine
396C/ CF	A4.248S
396CT	AT4.236
397	A4.248S
397T	AT4.236
MF 500	
550	AD3.152S
560	AD4.203
565	A4.236
575	A4.236
590	A4.248S
592	A4.318, A4.318.2
595	A4.318
595 MKII	A4.318, A4.318.2
MF 600	
675	A4.236
690	A4.248S
698	A4.318.2
698T	AT4.236
699	A6.354.4
MF 1000 (IT)	
1014	A6.354.1, A6.354.4
1114	A6.354.4

ENGINE TABLE

Model	Engine	Model	Engine	Model	Engine	Model	Engine
1134	AT6.354.4	3120	1006.6T	3340 S	1004.4	3435 S	1104C-44
MF 2000/5		3125	1006.6T	3340 V	1004.4	3435 V	1104C-44
2620	A6.354.4	MF 3300 (IT)		3350 C	1004.4T	3445 C	1104C-44T
2625	A6.354.4	3315 F	903.27	3350 F	1004.4T	3445 CF	1104C-44T
2640	A6.354.4	3315 FE	903.27	3350 FE	1004.4T	3445 F	1104C-44T
2645	A6.354.4	3315 GE	903.27	3350 GE	1004.4T	3445 GE	1104C-44T
2680	AT6.354.4	3315 S	903.27	3350 S	1004.4T	3445 S	1104C-44T
2685	AT6.354.4	3315 V	903.27	3355 C	1004.4T	3455 C	1104C-44T
2720	AT6.354.40C	3325 F	903.27T	3355 F	1004.4T	3455 CF	1104C-44T
2725	AT6.354.40C	3325 FE	903.27T	3355 FE	1004.4T	3455 F	1104C-44T
MF 3000		3325 GE	903.27T	3355 GE	1004.4T	3455 GE	1104C-44T
3050	A4.236	3325 S	903.27T	3355 S	1004.4T	3455 S	1104C-44T
3060	A4.248S	3325 V	903.27T	MF 3400 (IT)		MF 3600 (FR)	
3065	AT4.236	3330 F	1004.4	3425 CF	1103C-33T	3610	A6.354.4
3070	AT4.236	3330 FE	1004.4	3425 F	1103C-33T	3630	AT6.354.4
3075	1004.4T	3330 GE	1004.4	3425 GE	1103C-33T	3635	1006.6T
3080	A6.354.4	3330 S	1004.4	3425 S	1103C-33T	3645	1006.6T
3085	1006.6	3330 V	1004.4	3425 V	1103C-33T	3650	AT6.354.40C
3090	A6.354.4	3340C	1004.4	3435 C	1104C-44	3655	1006.6T
3095	1006.6	3340 F	1004.4	3435 CF	1104C-44	3670	SISU 620DS
MF 3100		3340 FE	1004.4	3435 F	1104C-44	3680	SISU 612DS
3115	1006.6	3340 GE	1004.4	3435 GE	1104C-44	3690	SISU 612DS, 634DS

ENGINE TABLE

Model	Engine	Model	Engine	Model	Engine	Model	Engine
MF 4200		MF 5400 Tier 2		6255	1004.4T	8120	1006.6T
4215	903.27	5425	1104C-44	6260	1006.6	8130	1006.6T
4220	903.27T	5435	1104C-44	6265	1004.4T	8140	SISU 620DS
4225	4.41	5445	1104C-44T	6270	1006.6T	8150	SISU 620DSRE
4235	4.41	5455	1104C-44T	6280	1006.6T	8160	SISU 634DS
4240	4.41	5460	1104C-44TA	6290	1006.6T	8170	SISU 645DSIE
4245	1004.4T	5465	1106C-E60TA	MF 6400 Tier 2		8180	SISU 645DSBIE
4255	1004.4T	5470	SISU 44DTA	6445	1104C-44T	MF 8200	
4260	1006.6	MF 6100		6455	1104C-44T	8210	1006.6T
4265	1004.4T	6110	4.41	6460	1104C-44TA	8220	1006.6T
4270	1006.6T	6120	4.41	6465	1106C-E60TA	8240	SISU 620DSRAE
MF 4300		6130	1004.4T	6470	1104C-44TA	8250	SISU 634DSBAE
4315	903.27	6140	1004.4T	6475	1106C-E60TA	8260	SISU 634DSBAE
4320	903.27T	6150	1004.4T	6480	1106C-E60TA	8270	SISU 645DSBIE
4325	1004.4	6160	1006.6	6485	SISU 66ETA	8280	SISU 645DSBIE
4335	1004.4	6170	1006.6	6490	SISU 66ETA		
4345	1004.4T	6180	1006.6T	6495	SISU 66ETA		
4355	1004.4T	6190	1006.6T	6497	SISU 66ETA		
4360	1006.6	MF 6200		6499	SISU 74ETA		
4365	1004.4T	6235	1004.4T	MF 8100			
4370	1006.6T	6245	1004.4T	8110	1006.6T		

www.10plus-live.com



12 Months Warranty

All products listed within are backed by AGCO's comprehensive 12 Months Warranty*

*Subject to the usual terms and conditions as applied to Wholegoods warranty.

The products in this catalogue can be fitted to a wide range of models. If in doubt, please ask your local MF dealer for details about the products best suitable for you. Always happy to help!

Disclaimer: Every effort has been made to ensure that the information contained in this catalogue is an accurate and current at the time of going to press (September 2013). However, inaccuracies, errors and omissions may occur and details may be changed at anytime without notice.



MASSEY FERGUSON

A world of experience. Working with you.



facebook.com/AGCOcorp

twitter.com/AGCOcorp

youtube.com/AGCOcorp

ustream.tv/channel/AGCOchat

blog.agcocorp.com

10plus-live.com



MASSEY FERGUSON is a worldwide brand of AGCO.
© AGCO Limited. 2012. 115357/0612 | A-English/0612/3m

A2220_13

